

(19)



(11)

**EP 2 281 051 B1**

(12)

**EUROPEAN PATENT SPECIFICATION**

(45) Date of publication and mention of the grant of the patent:  
**11.03.2015 Bulletin 2015/11**

(51) Int Cl.:  
**C12N 15/82** (2006.01)      **C12N 9/02** (2006.01)  
**C12N 15/53** (2006.01)      **C12P 7/64** (2006.01)  
**A01H 5/00** (2006.01)

(21) Application number: **09738189.1**

(86) International application number:  
**PCT/EP2009/055210**

(22) Date of filing: **29.04.2009**

(87) International publication number:  
**WO 2009/133145 (05.11.2009 Gazette 2009/45)**

(54) **Desaturase and method for the production of polyunsaturated fatty acids in transgenic organisms**

Desaturase und Verfahren zur Herstellung mehrfach ungesättigter Fettsäuren in transgenen Organismen

Désaturase et procédé pour la production d'acides gras polyinsaturés dans des organismes transgéniques

(84) Designated Contracting States:  
**AT BE BG CH CY CZ DE DK EE ES FI FR GB GR HR HU IE IS IT LI LT LU LV MC MK MT NL NO PL PT RO SE SI SK TR**

**WO-A-2007/093776**

(30) Priority: **30.04.2008 EP 08155461**

(43) Date of publication of application:  
**09.02.2011 Bulletin 2011/06**

(73) Proprietor: **Rothamsted Research Limited Hertfordshire AL5 2JQ (GB)**

(72) Inventors:  
• **BAUER, Joerg**  
67117 Limburgerhof (DE)  
• **NAPIER, Johnathan A.**  
Preston  
Hertfordshire SG4 7TR (GB)  
• **SAYANOVA, Olga**  
St. Albans  
Hertfordshire AL3 7HF (GB)

- **BELL MICHAEL V ET AL: "Lipid composition during growth of motile and cocolith forms of *Emiliana huxleyi*" PHYTOCHEMISTRY (OXFORD), vol. 41, no. 2, 1996, pages 465-471, XP002535800 ISSN: 0031-9422**
- **POND D W ET AL: "The lipid composition of the coccolithophore *Emiliana huxleyi* and its possible ecophysiological significance" JOURNAL OF THE MARINE BIOLOGICAL ASSOCIATION OF THE UNITED KINGDOM, vol. 76, no. 3, 1996, pages 579-594, XP008108121 ISSN: 0025-3154**
- **GUSCHINA I A ET AL: "Lipids and lipid metabolism in eukaryotic algae" PROGRESS IN LIPID RESEARCH, PERGAMON PRESS, PARIS, FR, vol. 45, no. 2, 1 March 2006 (2006-03-01), pages 160-186, XP025038614 ISSN: 0163-7827 [retrieved on 2006-03-01]**
- **SINGH S P ET AL: "Metabolic engineering of new fatty acids in plants" CURRENT OPINION IN PLANT BIOLOGY, QUADRANT SUBSCRIPTION SERVICES, GB, vol. 8, no. 2, 1 April 2005 (2005-04-01), pages 197-203, XP004777425 ISSN: 1369-5266**

(74) Representative: **Dick, Alexander**  
**Herzog Fiesser & Partner Patentanwälte PartG mbB**  
**Dudenstraße 46**  
**68167 Mannheim (DE)**

(56) References cited:  
**WO-A-02/081668      WO-A-2005/103253**

Note: Within nine months of the publication of the mention of the grant of the European patent in the European Patent Bulletin, any person may give notice to the European Patent Office of opposition to that patent, in accordance with the Implementing Regulations. Notice of opposition shall not be deemed to have been filed until the opposition fee has been paid. (Art. 99(1) European Patent Convention).

**EP 2 281 051 B1**

- NAPIER J A ET AL: "Progress towards the production of very long-chain polyunsaturated fatty acid in transgenic plants: Plant metabolic engineering comes of age" **PHYSIOLOGIA PLANTARUM** MARCH 2006 BLACKWELL PUBLISHING LTD GB, vol. 126, no. 3, March 2006 (2006-03), pages 398-406, XP002535802
- ZHOU ET AL: "Isolation and characterization of genes from the marine microalga *Pavlova salina* encoding three front-end desaturases involved in docosahexaenoic acid biosynthesis" **PHYTOCHEMISTRY**, PERGAMON PRESS, GB, vol. 68, no. 6, 3 March 2007 (2007-03-03), pages 785-796, XP005912642 ISSN: 0031-9422

## Description

**[0001]** The present invention relates to a polynucleotide from *Emiliana huxleyi* which codes for a desaturase and which can be employed for the recombinant production of polyunsaturated fatty acids. The invention furthermore relates to vectors, host cells and transgenic nonhuman organisms which comprise the polynucleotides according to the invention, and to the polypeptides encoded by the polynucleotides. The invention furthermore relates to antibodies against the polypeptides according to the invention. Finally, the invention also relates to production methods for the polyunsaturated fatty acids and for oil, lipid and fatty acid compositions and to their use as drugs, cosmetics, foodstuffs, feedstuffs, preferably fish food, or food supplements.

**[0002]** Fatty acids and triacylglycerides have a multiplicity of applications in the food industry, in animal nutrition, in cosmetics and in the pharmacological sector. Depending on whether they are free saturated or unsaturated fatty acids or else triacylglycerides with an elevated content of saturated or unsaturated fatty acids, they are suitable for very different applications. Polyunsaturated fatty acids such as linoleic acid and linolenic acid are essential for mammals, since they cannot be produced by the latter themselves. Polyunsaturated  $\omega$ 3-fatty acids and  $\omega$ 6-fatty acids are therefore an important constituent in animal and human nutrition.

**[0003]** Polyunsaturated long-chain  $\omega$ 3-fatty acids such as eicosapentaenoic acid (= EPA, C20:5 $\Delta$ 5,8,11,14,17) or docosahexaenoic acid (= DHA, C22:6 $\Delta$ 4,7,10,13,16,19) are important components in human nutrition owing to their various roles in health aspects, including the development of the child brain, the functionality of the eyes, the synthesis of hormones and other signal substances, and the prevention of cardiovascular disorders, cancer and diabetes (Poulos, *A Lipids* 30:1-14, 1995; Horrocks, LA and Yeo YK *Pharmacol Res* 40:211-225, 1999). This is why there is a demand for the production of polyunsaturated long-chain fatty acids.

**[0004]** Owing to the present-day composition of human food, an addition of polyunsaturated  $\omega$ 3-fatty acids, which are preferentially found in fish oils, to the food is particularly important. Thus, for example, polyunsaturated fatty acids such as docosahexaenoic acid (= DHA, C22:6 $\Delta$ 4,7,10,13,16,19) or eicosapentaenoic acid (= EPA, C20:5 $\Delta$ 5,8,11,14,17) are added to infant formula to improve the nutritional value. The unsaturated fatty acid DHA is said to have a positive effect on the development and maintenance of brain functions.

**[0005]** Hereinbelow, polyunsaturated fatty acids are referred to as PUFA, PUFAs, LCPUFA or LCPUFAs (polyunsaturated fatty acids, **PUFA**, long-chain polyunsaturated fatty acids, **LCPUFA**).

**[0006]** The various fatty acids and triglycerides are mainly obtained from microorganisms such as *Mortierella* and *Schizochytrium* or from oil-producing plants such as soybean, oilseed rape, algae such as *Cryptocodinium* or *Phaeodactylum* and others, where they are obtained, as a rule, in the form of their triacylglycerides (= triglycerides = triglycerols). However, they can also be obtained from animals, such as, for example, fish. The free fatty acids are advantageously prepared by hydrolysis. Very long-chain polyunsaturated fatty acids such as DHA, EPA, arachidonic acid (= ARA, C20:4 $\Delta$ 5,8,11,14), dihomogamma-linolenic acid (C20:3 $\Delta$ 8,11,14) or docosapentaenoic acid (DPA, C22:5 $\Delta$ 7,10,13,16,19) are not synthesized in oil crops such as oilseed rape, soybean, sunflower or safflower. Conventional natural sources of these fatty acids are fish such as herring, salmon, sardine, redfish, eel, carp, trout, halibut, mackerel, zander or tuna, or algae.

**[0007]** Depending on the intended use, oils with saturated or unsaturated fatty acids are preferred. In human nutrition, for example, lipids with unsaturated fatty acids, specifically polyunsaturated fatty acids, are preferred. The polyunsaturated  $\omega$ 3-fatty acids are said to have a positive effect on the cholesterol level in the blood and thus on the possibility of preventing heart disease. The risk of heart disease, a stroke or hypertension can be reduced markedly by adding these  $\omega$ 3-fatty acids to food. Also,  $\omega$ 3-fatty acids have a positive effect on inflammatory, specifically on chronically inflammatory, methods in association with immunological diseases such as rheumatoid arthritis. They are therefore added to foodstuffs, specifically to dietetic foodstuffs, or are employed in medicaments.  $\omega$ 6-Fatty acids such as arachidonic acid tend to have a negative effect on these disorders in connection with these rheumatic diseases on account of our usual dietary intake.

**[0008]**  $\omega$ 3- and  $\omega$ 6-fatty acids are precursors of tissue hormones, known as eicosanoids, such as the prostaglandins, which are derived from dihomogamma-linolenic acid, arachidonic acid and eicosapentaenoic acid, and of the thromboxanes and leukotrienes, which are derived from arachidonic acid and eicosapentaenoic acid. Eicosanoids (known as the PG<sub>2</sub> series) which are formed from  $\omega$ 6-fatty acids generally promote inflammatory reactions, while eicosanoids (known as the PG<sub>3</sub> series) from  $\omega$ 3-fatty acids have little or no proinflammatory effect.

**[0009]** Owing to the positive characteristics of the polyunsaturated fatty acids, there has been no lack of attempts in the past to make available genes which are involved in the synthesis of fatty acids or triglycerides for the production of oils in various organisms with a modified content of unsaturated fatty acids. Thus, WO 91/13972 and its US equivalent describe a  $\Delta$ 9-desaturase. WO 93/11245 claims a  $\Delta$ 15-desaturase and WO 94/11516 a  $\Delta$ 12-desaturase. Further desaturases are described, for example, in EP-A-0 550 162, WO 94/18337, WO 97/30582, WO 97/21340, WO 95/18222, EP-A-0 794 250, Stukey et al., *J. Biol. Chem.*, 265, 1990: 20144-20149, Wada et al., *Nature* 347, 1990: 200-203 or Huang et al., *Lipids* 34, 1999: 649-659. However, the biochemical characterization of the various desaturases has been insufficient to date since the enzymes, being membrane-bound proteins, present great difficulty in their isolation and characterization (McKeon et al., *Methods in Enzymol.* 71, 1981: 12141-12147, Wang et al., *Plant Physiol. Biochem.*, 26,

1988: 777-792). As a rule, membrane-bound desaturases are characterized by being introduced into a suitable organism which is subsequently analyzed for enzyme activity by analyzing the starting materials and the products.  $\Delta 6$ -Desaturases are described in WO 93/06712, US 5,614,393, WO 96/21022, WO 00/21557 and WO 99/27111. Their application for production in transgenic organisms is described, for example, in WO 98/46763, WO 98/46764 and WO 98/46765. In this context, the expression of various desaturases and the formation of polyunsaturated fatty acids is also described and claimed; see, for example, WO 99/64616 or WO 98/46776. As regards the expression efficacy of desaturases and its effect on the formation of polyunsaturated fatty acids, it must be noted that the expression of a single desaturase as described to date has only resulted in low contents of unsaturated fatty acids/lipids such as, for example,  $\gamma$ -linolenic acid and stearidonic acid. Moreover, a mixture of  $\omega 3$ - and  $\omega 6$ -fatty acids was obtained, as a rule.

**[0010]** Especially suitable microorganisms for the production of PUFAs are microalgae such as *Phaeodactylum tri-cornutum*, *Porphyridium* species, *Thraustochytrium* species, *Schizochytrium* species or *Cryptocodinium* species, ciliates such as *Stylonychia* or *Colpidium*, fungi such as *Mortierella*, *Entomophthora* or *Mucor* and/or mosses such as *Physcomitrella*, *Ceratodon* and *Marchantia* (R. Vazhappilly & F. Chen (1998) *Botanica Marina* 41: 553-558; K. Totani & K. Oba (1987) *Lipids* 22: 1060-1062; M. Akimoto et al. (1998) *Appl. Biochemistry and Biotechnology* 73: 269-278). Strain selection has resulted in the development of a number of mutant strains of the microorganisms in question which produce a series of desirable compounds including PUFAs. However, the mutation and selection of strains with an improved production of a particular molecule such as the polyunsaturated fatty acids is a time-consuming and difficult method. This is why recombinant methods as described above are preferred whenever possible. However, only limited amounts of the desired polyunsaturated fatty acids such as DPA, EPA or ARA can be produced with the aid of the abovementioned microorganisms. Moreover, depending on the microorganism used, these are generally generated as fatty acid mixtures of, for example, EPA, DPA and ARA.

**[0011]** A variety of synthetic pathways is being discussed for the synthesis of arachidonic acid, eicosapentaenoic acid (EPA) and docosahexaenoic acid (DHA). Thus, EPA or DHA are produced in marine bacteria such as *Vibrio* sp. or *Shewanella* sp. via the polyketide pathway (Yu, R. et al. *Lipids* 35:1061-1064, 2000; Takeyama, H. et al. *Microbiology* 143:2725-2731, 1997).

**[0012]** An alternative strategy is the alternating activity of desaturases and elongases (Zank, T.K. et al. *Plant Journal* 31:255-268, 2002; Sakuradani, E. et al. *Gene* 238:445-453, 1999). A modification of this pathway via  $\Delta 6$ -desaturase,  $\Delta 6$ -elongase,  $\Delta 5$ -desaturase,  $\Delta 5$ -elongase and  $\Delta 4$ -desaturase is the Sprecher pathway (Sprecher 2000, *Biochim. Biophys. Acta* 1486:219-231) in mammals. Instead of the  $\Delta 4$ -desaturation, a further elongation step is effected here to give  $C_{24}$ , followed by a further  $\Delta 6$ -desaturation and finally  $\beta$ -oxidation to give the  $C_{22}$  chain length. What is known as the Sprecher pathway is, however, not suitable for the production in plants and microorganisms since the regulatory mechanisms are not yet known.

**[0013]** Depending on their desaturation pattern, the polyunsaturated fatty acids can be divided into two large classes, viz.  $\omega 6$ - or  $\omega 3$ -fatty acids, which differ with regard to their metabolic and functional activities. The starting material for the  $\omega 6$ -metabolic pathway is the fatty acid linoleic acid ( $18:2^{\Delta 9,12}$ ) while the  $\Delta 3$ -pathway proceeds via linolenic acid ( $18:3^{\Delta 9,12,15}$ ). Linolenic acid is formed by the activity of a  $\Delta 15$ -desaturase (Tocher et al. 1998, *Prog. Lipid Res.* 37, 73-117; Domergue et al. 2002, *Eur. J. Biochem.* 269, 4105-4113).

**[0014]** Mammals, and thus also humans, have no corresponding desaturase activity ( $\Delta 12$ - and  $\Delta 15$ -desaturase) and must take up these fatty acids (essential fatty acids) via food. Starting with these precursors, the physiologically important polyunsaturated fatty acids arachidonic acid (= ARA,  $20:4^{\Delta 5,8,11,14}$ ), an  $\omega 6$ -fatty acid and the two  $\omega 3$ -fatty acids eicosapentaenoic acid (= EPA,  $20:5^{\Delta 5,8,11,14,17}$ ) and docosahexaenoic acid (DHA,  $22:6^{\Delta 4,7,10,13,17,19}$ ) are synthesized via the sequence of desaturase and elongase reactions. The application of  $\omega 3$ -fatty acids shows the therapeutic activity described above in the treatment of cardiovascular diseases (Shimikawa 2001, *World Rev. Nutr. Diet.* 88, 100-108), inflammations (Calder 2002, *Proc. Nutr. Soc.* 61, 345-358) and arthritis (Cleland and James 2000, *J. Rheumatol.* 27, 2305-2307).

**[0015]** Higher plants comprise polyunsaturated fatty acids such as linoleic acid ( $C_{18:2}$ ) and linolenic acid ( $C_{18:3}$ ). ARA, EPA and DHA are not found at all in the seed oil of higher plants, or only in miniscule amounts (E. Ucciani: *Nouveau Dictionnaire des Huiles Végétales* [New Dictionary of Vegetable Oils]. Technique & Documentation - Lavoisier, 1995. ISBN: 2-7430-0009-0). However, the production of LCPUFAs in higher plants (preferably in oil crops such as oilseed rape, linseed, sunflower and soybeans) would be advantageous since large amounts of high-quality LCPUFAs for the food industry, animal nutrition and pharmaceutical purposes might be obtained economically. A potential route is via recombinant methods, where genes which code for enzymes of the biosynthesis of LCPUFAs are introduced and expressed. These genes code for, for example,  $\Delta 6$ -desaturases,  $\Delta 6$ -elongases,  $\Delta 5$ -desaturases or  $\Delta 4$ -desaturases. These genes can advantageously be isolated from microorganisms and lower plants which produce LCPUFAs and incorporate them in the membranes or triacylglycerides. Thus, it has already been possible to isolate  $\Delta 6$ -desaturase genes from the moss *Physcomitrella patens* and  $\Delta 6$ -elongase genes from *P. patens* and from the nematode *C. elegans*. (Zank, T.K. et al. *Plant Journal* 31:255-268, 2002, Beaudoin et al. *Biochem Soc Trans* 28 :661-663, 2000).

**[0016]** The first transgenic plants which comprise and express genes coding for LCPUFA biosynthesis enzymes and which produce LCPUFAs were described for the first time, for example, in DE-A-102 19 203 (method for the production

of polyunsaturated fatty acids in plants). However, these plants produce LCPUFAs in amounts which require further optimization for methoding the oils which are present in the plants.

[0017] To make possible the fortification of food and of feed with these polyunsaturated fatty acids, there is therefore a great need for a simple, inexpensive method for the production of these polyunsaturated fatty acids, specifically in eukaryotic systems.

[0018] The object on which the present invention is based is the provision of such means and measures. This object is achieved by the embodiments which are described in the patent claims and hereinbelow.

[0019] The present invention thus relates to a polynucleotide comprising a nucleic acid sequence selected from the group consisting of:

(a) nucleic acid sequence as shown in any of SEQ ID No. 1;

(b) nucleic acid sequence which codes for a polypeptide having an amino acid sequence as shown in any of SEQ ID No. 2;

(c) nucleic acid sequence which hybridizes to a nucleic acid of (a) or (b) under stringent hybridization conditions, wherein stringent hybridization conditions are hybridizations in 6 x sodium chloride/sodium citrate (SSC) at approximately 45 °C, followed by one or more wash steps in 0.2 x SSC, 0.1 % SDS at 50 to 65 °C and wherein the nucleic acid sequence codes for a polypeptide with  $\Delta 5$  desaturase activity and acyl CoA specificity.

[0020] According to the invention, the term "polynucleotide" refers to polynucleotides which comprise nucleic acid sequences which code for polypeptides with desaturase activity. The desaturase activities are preferably required for the biosynthesis of lipids or fatty acids. Especially preferably, they take the form of the following desaturase activity:  $\Delta 5$ -desaturase activity. The desaturase is preferably involved in the synthesis of polyunsaturated fatty acids (PUFAs) and especially preferably in the synthesis of long-chain PUFAs (LCPUFAs). Suitable detection systems for this desaturase activity are described in the examples or in WO 2005/083053. The specific polynucleotides according to the invention, i.e. the polynucleotide with a nucleic acid sequence as shown in SEQ ID No. 1 or polynucleotides which code for a polypeptide with an amino acid sequence as shown in SEQ ID No. 2 have been obtained from *Emiliana huxleyi*. The term also comprises variants of the abovementioned specific polynucleotides. These may take the form of homologous, orthologous or paralogous sequences. Such variants comprise nucleic acid sequences which feature at least one base substitution, one base addition or one base deletion, it being intended that the variants still code for a polypeptide with the abovementioned biological activity of the respective starting sequence. Variants comprise polynucleotides which are capable of hybridization with the abovementioned polynucleotides, under stringent conditions. Especially preferred stringent conditions are known to the skilled worker and can be found in Current Protocols in Molecular Biology, John Wiley & Sons, N.Y. (1989), 6.3.1-6.3.6. A preferred example of stringent hybridization conditions are hybridizations in 6 x sodium chloride/sodium citrate (= SSC) at approximately 45°C, followed by one or more wash steps in 0.2 x SSC, 0.1% SDS at 50 to 65°C. The skilled worker knows that these hybridization conditions differ as a function of the type of nucleic acid and, for example when organic solvents are present, with regard to the temperature and the buffer concentration. Under "standard hybridization conditions", the temperature differs as a function of the type of nucleic acid between 42°C and 58°C in aqueous buffer with a concentration of from 0.1 to 5 x SSC (pH 7.2). If organic solvent is present in the abovementioned buffer, for example 50% formamide, the temperature under standard conditions is approximately 42°C. The hybridization conditions for DNA:DNA hybrids are preferably for example 0.1 x SSC and 20°C to 45°C, preferably between 30°C and 45°C. The hybridization conditions for DNA:RNA hybrids are preferably for example 0.1 x SSC and 30°C to 55°C, preferably between 45°C and 55°C. The abovementioned hybridization temperatures are determined for example for a nucleic acid of approximately 100 bp (= base pairs) in length and a G + C content of 50% in the absence of formamide. The skilled worker knows how to determine the hybridization conditions required with the aid of textbooks, such as the one mentioned hereinabove, or from the following textbooks: Sambrook et al., Molecular Cloning, Cold Spring Harbor Laboratory, 1989; Hames and Higgins (eds.) 1985, Nucleic Acids Hybridization: A Practical Approach, IRL Press at Oxford University Press, Oxford; Brown (ed.) 1991, Essential Molecular Biology: A Practical Approach, IRL Press at Oxford University Press, Oxford. As an alternative, variants of the specific polynucleotides according to the invention may also be provided by polymerase chain reaction (PCR)-based methods. To this end, it is possible first to derive primers from conserved sequences (for example sequences which code for functional domains in the polypeptide). Conserved sequences can be determined by sequence comparisons with polynucleotides which code for polypeptides with a similar activity. The template used may be DNA or cDNA from bacteria, fungi, plants or animals. DNA fragments obtained by PCR can be used for screening suitable genomic libraries or cDNA libraries in order to - if required - isolate the complete open reading frame of the polynucleotide and to determine it by sequencing. Described variants comprise polynucleotides which comprise a nucleic acid sequence with at least 70%, at least 75%, at least 80%, at least 81%, at least 82%, at least 83%, at least 84%, at least 85%, at least 86%, at least 87%, at least

88%, at least 89%, at least 90%, at least 91%, at least 92%, at least 93%, at least 94%, at least 95%, at least 96%, at least 97%, at least 98% or at least 99% (or a different percentage than mentioned herein) identity with one of the abovementioned specific nucleic acid sequences and codes for a polypeptide with the respective biological activity. Also described are polynucleotides which comprise nucleic acid sequences which code for a polypeptide with an amino acid sequence with at least 70%, at least 75%, at least 80%, at least 81%, at least 82%, at least 83%, at least 84%, at least 85%, at least 86%, at least 87%, at least 88%, at least 89%, at least 90%, at least 91%, at least 92%, at least 93%, at least 94%, at least 95%, at least 96%, at least 97%, at least 98% or at least 99% (or a different percentage than mentioned herein) identity with one of the above-mentioned specific amino acid sequences and where the polypeptide has the respective biological activity of the starting sequence.

**[0021]** The percentage of identical nucleotides or amino acids preferably relates to a sequence segment of at least 50% of the sequences to be compared, and especially preferably over the entire length of the sequences to be compared. A multiplicity of programs which implement algorithms for such comparisons are described in the prior art and commercially available. In particular, reference may be made to the algorithms of Needleman and Wunsch or Smith and Waterman, which give particularly reliable results. These algorithms can preferably be implemented by the following programs: PileUp (J. Mol. Evolution., 25, 351-360, 1987, Higgins 1989, CABIOS, 5: 151-153), Gap and BestFit (Needleman 1970, J. Mol. Biol. 48; 443-453 and Smith 1981, Adv. Appl. Math. 2; 482-489), as part of the GCG software (Genetics Computer Group, 575 Science Drive, Madison, Wisconsin, USA 53711, 1991). For the purposes of the present invention, it is especially preferred to determine the percentage (%) of the sequence identity with the GAP program over the entire sequence, with the following set parameters: Gap Weight: 50, Length Weight: 3, Average Match: 10.000 and Average Mismatch: 0.000.

**[0022]** A polynucleotide which only comprises a fragment of the abovementioned nucleic acid sequences is also a polynucleotide according to the invention. Here, it is intended that the fragment codes for a polypeptide which features the biological activity of the starting sequence, or of the polypeptide which the latter codes for. Polypeptides which are encoded by such polynucleotides therefore comprise, or consist of, domains of the abovementioned specific polypeptides (starting polypeptides) which confer the biological activity. A fragment for the purposes of the invention preferably comprises at least 50, at least 100, at least 250 or at least 500 consecutive nucleotides of the abovementioned specific sequences or codes for an amino acid sequence comprising at least 20, at least 30, at least 50, at least 80, at least 100 or at least 150 consecutive amino acids of one of the abovementioned specific amino acid sequences, and confers biological activity, preferably desaturase activity, as described above.

**[0023]** The term "desaturase activity" as used in the present context refers to an enzymatic activity by which a dehydrogenation of fatty acids or fatty acid derivatives as substrates catalyzes. The desaturase activity according to the invention preferably takes the form of  $\Delta^5$ -desaturase (also referred to as  $\Delta^5$ -desaturase activity).  $\Delta^5$ -Desaturases are enzymes with the enzymatic function for the dehydrogenation of C20 fatty acids which are dehydrogenated at the C atom 8-9. Here, the C atoms C5 and C6 are dehydrogenated by in each case one hydrogen atom, giving rise to a double bond between the two C atoms. It is especially preferred that enzymes with desaturase activity - and in particular  $\Delta^5$ -desaturase activity - within the meaning of the present invention convert acyl-coenzyme A as substrate.

**[0024]** The polynucleotide variants according to the invention preferably feature at least 10%, at least 20%, at least 30%, at least 40%, at least 50%, at least 60%, at least 70%, at least 80% or at least 90% of the respective biological activity of the polypeptide which is encoded by the starting sequence. That is to say the polypeptides which are encoded by the polynucleotides according to the invention can participate in the metabolism of compounds required for the synthesis of fatty acids, fatty acid esters such as diacylglycerides and/or triacylglycerides in an organism, preferably in a plant or plant cell, or can participate in the transport of molecules across membranes, which means C<sub>18</sub>-, C<sub>20</sub>- or C<sub>22</sub>-carbon chains in the fatty acid molecule with double bonds at at least two, advantageously three, four, five or six positions.

**[0025]** The polynucleotides according to the invention either comprise the abovementioned specific nucleic acid sequences or consist of them. That is to say, that the polynucleotides according to the invention may, in principle, also comprise further nucleotides. These may preferably be 3'- or 5'-untranslated regions of the genomic nucleic acid sequence. They preferably consist of at least 100, 200 or 500 nucleotides at the 5' terminus and of at least 20, 50 or 100 nucleotides at the 3' terminus of the coding region. Further polynucleotides which comprise additional nucleic acid sequences are those which code for fusion proteins. Such fusion proteins can code for further polypeptide or polypeptide portions, in addition to the abovementioned polypeptides. The additional polypeptide or polypeptide portion may take the form of further enzymes of lipid or fatty acid biosynthesis. Others which are feasible are polypeptides which may act as expression markers (green, yellow, red, blue fluorescent proteins, alkaline phosphatase and others) or so-called "tags" as labels or as an aid for purification (for example FLAG tags, 6-histidine tags, MYC tags and others).

**[0026]** Polynucleotide variants can be isolated from different natural or artificial sources. For example, they can be generated artificially by *in-vitro* or *in-vivo* mutagenesis. Homologs or orthologs of the specific sequences can be obtained from a wide range of animals, plants and microorganisms. They are preferably obtained from algae. Algae such as Isochrysis, Euglena or Cryptocodium, algae/diatoms such as Thalassiosira, Phaeodactylum or Thraustochytrium,

Pythium, mosses such as Physcomitrella or Ceratodon are preferred, very especially preferred are the algae of the genus Euglena or the diatoms of the class Oomycota such as the genera Pythium or Phytophthora or fungi from the division Zygomycota from the genera Rhizopus. The polynucleotides can also be preferably be obtained from higher plants such as Primulaceae such as Aleuritica, Calendula stellata, Osteospermum spinescens or Osteospermum hyoseroides, microorganisms such as fungi, such as Aspergillus, Thraustochytrium, Phytophthora, Entomophthora, Mucor or Mortierella, bacteria such as Shewanella, yeasts or animals such as nematodes, for example Caenorhabditis, insects or fish. The polynucleotide variants are also preferably derived from an animal from the order vertebrates. Especially preferably, the polynucleotides are derived from the class Vertebrata; Euteleostomi, Actinopterygii; Neopterygii; Teleostei; Euteleostei, Protacanthopterygii, Salmoniformes; Salmonidae or Oncorhynchus and, very especially preferably, from the order Salmoniformes such as the family Salmonidae, such as the genus Salmo, for example from the genera and species Oncorhynchus mykiss, Trutta trutta or Salmo trutta fario. Here, the polynucleotides according to the invention can be isolated by means of standard techniques of molecular biology and of the sequence information provided herein. Also, it is possible, with the aid of comparative algorithms, to identify for example a homologous sequence or homologous, conserved sequence regions at the DNA or amino acid level. These can be employed as hybridization probe and standard hybridization techniques (such as, for example, those described in Sambrook et al., Molecular Cloning: A Laboratory Manual. 2nd Ed., Cold Spring Harbor Laboratory, Cold Spring Harbor Laboratory Press, Cold Spring Harbor, NY, 1989) for isolating further nucleic acid sequences which are useful in the method. Moreover, it is possible to isolate polynucleotides or fragments thereof by means of polymerase chain reaction (PCR), where oligonucleotide primers which are based on this sequence or parts thereof are employed (for example, a nucleic acid molecule comprising the complete sequence or part thereof can be isolated by polymerase chain reaction using oligonucleotide primers which have been generated on the basis of this same sequence). For example, it is possible to isolate mRNA from cells (for example by the guanidinium thiocyanate extractive method by Chirgwin et al. (1979) Biochemistry 18:5294-5299, and cDNA can be generated by means of reverse transcriptase (for example Moloney MLV reverse transcriptase, obtainable from Gibco/BRL, Bethesda, MD, or AMV reverse transcriptase, obtainable from Seikagaku America, Inc., St.Petersburg, FL). Synthetic oligonucleotide primers for the amplification by means of polymerase chain reaction can be generated on the basis of the polynucleotide and amino acid sequences shown in the SEQ ID numbers. A nucleic acid according to the invention can be amplified using cDNA or, alternatively, genomic DNA as the template and suitable oligonucleotide primers, following standard PCR amplification techniques. The nucleic acid amplified thus can be cloned into a suitable vector and characterized by means of DNA sequence analysis. Oligonucleotides which correspond to a desaturase nucleotide sequence can be generated by standard synthetic methods, for example using an automatic DNA synthesizer.

**[0027]** The polynucleotides according to the invention can either be provided in the form of isolated polynucleotides (i.e. isolated from their natural origin, for example the genomic locus) or else in genetically modified form (i.e. the polynucleotides may also be present at their natural genetic locus, but, in such a case, must be genetically modified). An isolated polynucleotide preferably comprises less than 5 kb, 4 kb, 3 kb, 2 kb, 1 kb, 0.5 kb or 0.1 kb of nucleic acid sequence which occurs naturally in its environment. The polynucleotide according to the invention may be present as a single-stranded or double-stranded nucleic acid molecule and may take the form of genomic DNA, cDNA or RNA. Preferably, the polynucleotide according to the invention consists of RNA or DNA. The polynucleotides according to the invention comprise all orientations of the sequences shown in the SEQ ID numbers, i.e. also complementary strands and reverse, or reverse-complementary, orientations. The term furthermore also comprises chemically modified nucleic acids, such as the naturally occurring methylated DNA molecules, or artificial nucleic acids, for example biotinylated nucleic acids.

**[0028]** Owing to the polynucleotides according to the invention, the substrates 20:4 $\Delta^{5,8,11,14}$  and 20:5 $\Delta^{5,8,11,14,17}$  can be increased in the recombinant production of long-chain PUFAs. The  $\Delta^5$ -desaturase which is encoded by the polynucleotide according to the invention preferentially catalyzes the final synthesis step of 20:3 $\Delta^{8,11,14}$  and 20:4 $\Delta^{8,11,14,17}$  to give the commercially valuable long-chain polyunsaturated fatty acids. A variety of approaches for isolating  $\Delta^5$ -desaturases have been carried out in the past (for example Domergue et al. (2002), Eur J Biochem. 269(16):4105-13, Kajikawa et al. (2004) Plant Mol. Biol. 54:335-52). It has also been possible to demonstrate that all of the previously known  $\Delta^5$ -desaturases utilize the same acyl carrier phosphatidylcholin (Domergue et al. (2003) J Biol Chem. 278(37):35115-26). For  $\Delta^6$ -desaturases, it has been possible to demonstrate that the conversion of acyl-coenzyme A (acyl-carrier coenzyme A) is advantageous for the synthesis of long-chain polyunsaturated fatty acids (Domergue et al. (2005) Biochem J. 389(Pt 2):483-90). However, it has not been possible to date to identify any enzyme for the class of the  $\Delta^5$ -desaturases which is capable of converting acyl-coenzyme A as the substrate. Neither do sequence comparisons make it possible to predict the substrate specificity with regard to the acyl carrier. Surprisingly, it was possible to isolate, in the context of the present invention, a sequence from the alga *Emiliana huxleyi* (Eukaryota; Haptophyceae; Isochrysidales; Noelaerhabdaceae), which codes for an enzyme with  $\Delta^5$ -desaturase activity and which converts acyl-coenzyme A substrates. In particular, it has emerged, advantageously, that the polynucleotides according to the invention can be employed particularly efficiently for the recombinant production of polyunsaturated fatty acids in host cells and transgenic organisms. In particular, the polypeptides with  $\Delta^5$ -desaturase activity which are encoded by the polynucleotide according

to the invention are capable of C<sub>18</sub>-, C<sub>20</sub>- and C<sub>22</sub>-fatty acids with two, three, four or five double bonds and preferably polyunsaturated C<sub>20</sub>-fatty acids with three or four double bonds such as C20:3<sup>Δ8,11,14</sup> or C20:4<sup>Δ8,11,14,17</sup>. The polynucleotide and amino acid sequences according to the invention especially preferably lead to an increase in the fatty acids 20:4<sup>Δ5,8,11,14</sup> (arachidonic acid) and 20:5<sup>Δ5,8,11,14,17</sup> (eicosapentaenoic acid).

**[0029]** Described are also oligonucleotides of at least 15 bp, preferably at least 20 bp, at least 25 bp, at least 30 bp, at least 35 bp or at least 50 bp, which are capable of specifically hybridizing under stringent conditions with one of the abovementioned polynucleotides. The oligonucleotides may consist of DNA or RNA or both. Such oligonucleotides can be employed as primers for the PCR, as expression-inhibitory antisense oligonucleotides, for RNA interference (RNAi) approaches or for chimeroplastic or genoplastic approaches. RNAi methods are described for example in Fire et al., Nature (1998) 391:806-811; Fire, Trends Genet. 15, 358-363 (1999); Sharp, RNA interference 2001. Genes Dev. 15,485-490 (2001); Hammond et al. Nature Rev. Genet. 2, 1110-1119 (2001); Tuschl, Chem. Biochem. 2, 239-245 (2001); Hamilton et al., Science 286, 950-952 (1999); Hammond et al., Nature 404, 293-296 (2000); Zamore et al., Cell 101, 25-33 (2000); Bernstein et al., Nature 409, 363-366 (2001); Elbashir et al., Genes Dev. 15, 188-200 (2001); WO 01/29058; WO 99/32619; or Elbashir et al., 2001 Nature 411: 494-498 and serve for inhibiting gene expression by degrading the mRNA. Chimeroplastic or genoplastic approaches serve the *in-vivo* modification (for example the introduction of point mutations) into genes at their endogenous loci. Corresponding methods are disclosed in US5,565,350, US5,756,325, US5,871,984, US5,731,181, US5,795,972, US6,573,046, US6,211,351, US6,586,184, US6,271,360 and US6,479,292.

**[0030]** In this context, it is especially preferred to employ the  $\Delta 6$ -desaturase encoded by the polynucleotide sequence with SEQ ID No. 5 (d6Des(Pir)), the  $\Delta 6$ -elongase encoded by the polynucleotide sequence with SEQ ID No. 7 (d6Elo(Pp)), the  $\Delta 5$ -desaturase encoded by the polynucleotide sequence with SEQ ID No. 1 (d5Des(Eh)), the  $\Delta 12$ -desaturase encoded by the polynucleotide sequence with SEQ ID No. 9 (d12Des(Ps)), the  $\Delta 15$ -desaturase encoded by the polynucleotide sequence with SEQ ID No. 13 (d15Des(Perf)), the  $\omega 3$ -desaturase encoded by the polynucleotide sequence with SEQ ID No. 11 ( $\omega 3$ Des(Pi)), the  $\Delta 5$ -elongase encoded by the polynucleotide sequence with SEQ ID No. 15 (d5Elo(Ot)), and the  $\Delta 4$ -desaturase encoded by the polynucleotide sequence with SEQ ID No. 17 (d4Des(Tc)) with the desaturase according to the invention in order to synthesize long-chain polyunsaturated fatty acids. The abovementioned polynucleotides are described in WO2006/100241. Alternatively, it was also possible to employ a  $\Delta 9$ -elongase and a  $\Delta 8$ -desaturase instead of the abovementioned  $\Delta 6$ -desaturase and the  $\Delta 6$ -elongase as described in WO2004/057001. Depending on the fatty acid which is to be prepared, it is possible to coexpress, in the host cells or transgenic organisms described hereinbelow, or to use in the methods according to the invention, a variety of combinations of the polynucleotides according to the invention with the abovementioned desaturases or elongases. Especially preferred combinations for the production of arachidonic acid in table 1, for eicosapentaenoic acid in table 2 and for docosahexaenoic acid in table 3 are detailed hereinbelow. For example, it is possible to use the  $\Delta 5$ -desaturase according to the invention, alone or in a suitable combination (for example a  $\Delta 12$ -desaturase and a  $\Delta 15$ -desaturase), together with d6Des(Pir), d6Elo(Pp), d5Des(Tc),  $\Delta 3$ Des(Pi) for the production of EPA. Equally, the  $\Delta 5$ -desaturase according to the invention, alone or in a suitable combination, can be used together with d6Des(Pir), d6Elo(Pp), d5Des(Tc),  $\omega 3$ Des(Pi), d5Elo(Ot), d4Des(Tc) for the production of docosahexaenoic acid.

**[0031]** Preferably, it is the fatty acids in phospholipids or CoA fatty acid esters which are desaturated, advantageously in the CoA fatty acid esters. Thus, a simple, inexpensive production of these polyunsaturated fatty acids is possible, specifically in eukaryotic systems. The unsaturated fatty acids produced by means of the polynucleotides according to the invention can then be formulated as oil, lipid and fatty acid compositions and can be employed in a suitable manner.

**[0032]** The present invention furthermore relates to a vector which comprises the polynucleotide according to the invention.

**[0033]** The term "vector" refers to a nucleic acid molecule which is capable of transporting another nucleic acid molecule, such as the polynucleotides according to the invention, to which it is bound. One type of vector is a "plasmid", a circular double-stranded DNA loop into which additional DNA segments can be ligated. A further type of vector is a viral vector, it being possible for additional DNA segments to be ligated into the viral genome. Certain vectors are capable of autonomous replication in a host cell into which they have been introduced (for example bacterial vectors with bacterial replication origin). Other vectors are advantageously integrated into the genome of a host cell when they are introduced into the host cell, and thus replicate together with the host genome. Moreover, certain vectors can govern the expression of genes with which they are in operable linkage. These vectors are referred to in the present context as "expression vectors". Usually, expression vectors which are suitable for DNA recombination techniques take the form of plasmids. In the present description, "plasmid" and "vector" can be used exchangeably since the plasmid is the form of vector which is most frequently used. However, the invention is also intended to comprise other forms of expression vectors, such as viral vectors, which exert similar functions. Furthermore, the term "vector" is also intended to comprise other vectors with which the skilled worker is familiar, such as phages, viruses such as SV40, CMV, TMV, transposons, IS elements, phasmids, phagemids, cosmids, linear or circular DNA, artificial chromosomes. Finally, the term also comprises constructs for the targeted, i.e. homologous, recombination, or the heterologous insertion of polynucleotides.



**[0034]** Vectors can be introduced into prokaryotic and eukaryotic cells via conventional transformation or transfection techniques. The terms "transformation" and "transfection", conjugation and transduction, as used in the present context, are intended to comprise a multiplicity of methods known in the prior art for the introduction of foreign nucleic acid (for example DNA) into a host cell, including calcium phosphate or calcium chloride coprecipitation, DEAE-dextran-mediated transfection, lipofection, natural competence, chemically mediated transfer, electroporation or particle bombardment. Suitable methods for the transformation or transfection of host cells, including plant cells, can be found in Sambrook et al. (Molecular Cloning: A Laboratory Manual., 2nd ed., Cold Spring Harbor Laboratory, Cold Spring Harbor Laboratory Press, Cold Spring Harbor, NY, 1989) and other laboratory textbooks such as Methods in Molecular Biology, 1995, Vol. 44, Agrobacterium protocols, Ed.: Gartland and Davey, Humana Press, Totowa, New Jersey.

**[0035]** Suitable cloning vectors are generally known to the skilled worker. In particular, they include vectors which can replicate in microbial systems, that is mainly vectors which ensure efficient cloning in yeasts or fungi and which make possible the stable transformation of plants. Those which must be mentioned are in particular various binary and cointegrated vector systems which are suitable for the T-DNA-mediated transformation. Such vector systems are, as a rule, characterized in that they comprise at least the vir genes, which are required for the agrobacterium-mediated transformation, and the T-DNA-bordering sequences (T-DNA border). Preferably, these vector systems also comprise further cis-regulatory regions such as promoters and terminators and/or selection markers, by means of which suitably transformed organisms can be identified. While in the case of cointegrated vector systems vir genes and T-DNA sequences are arranged on the same vector, binary systems are based on at least two vectors, one of which bears vir genes, but no T-DNA, and the other bears T-DNA, but no vir gene. As a result, the last-mentioned vectors are relatively small, easy to manipulate and to replicate both in *E. coli* and in *Agrobacterium*. These binary vectors include vectors from the pBIB-HYG series, the pPZP series, the pBecks series and the pGreen series. Preferably used according to the invention are Bin19, pBI101, pBinAR, pGPTV and pCAMBIA. An overview of binary vectors and their use is found in Hellens et al, Trends in Plant Science (2000) 5, 446-451. The vectors with the inserted polynucleotides according to the invention can be propagated stably under selective conditions in microorganisms, in particular *Escherichia coli* and *Agrobacterium tumefaciens*, and make possible a transfer of heterologous DNA into plants or microorganisms. The polynucleotides according to the invention can be introduced into organisms such as microorganisms or plants by means of the cloning vectors and thus used for transforming plants. Vectors which are suitable for this purpose are published in: Plant Molecular Biology and Biotechnology (CRC Press, Boca Raton, Florida), chapter 6/7, p. 71-119 (1993); F.F. White, Vectors for Gene Transfer in Higher Plants; in: Transgenic Plants, vol. 1, Engineering and Utilization, eds.: Kung and R. Wu, Academic Press, 1993, 15-38; B. Jenes et al., Techniques for Gene Transfer, in: Transgenic Plants, vol. 1, Engineering and Utilization, eds.: Kung and R. Wu, Academic Press (1993), 128-143; Potrykus, Annu. Rev. Plant Physiol. Plant Molec. Biol. 42 (1991), 205-225.

**[0036]** The vector is preferably an expression vector. The polynucleotide is present in the expression vector according to the invention in operative (i.e. functional) linkage with an expression control sequence. The expression control sequence together with the polynucleotide and optionally further sequence elements of the vector is also referred to as the expression cassette. The expression control sequence ensures that, after transformation or transfection into a host cell, the polynucleotide can be expressed. The expression control sequence to be used preferably comprises cis-regulatory elements such as promoter and/or enhancer nucleic acid sequences, which are recognized by the transcription machinery of the host cells. The term furthermore comprises other expression control elements, for example polyadenylation signals and RNA-stabilizing sequences. These regulatory sequences are described for example in Goeddel: Gene Expression Technology: Methods in Enzymology 185, Academic Press, San Diego, CA (1990) or see: Gruber and Crosby, in: Methods in Plant Molecular Biology and Biotechnology, CRC Press, Boca Raton, Florida, eds.: Glick and Thompson, chapter 7, 89-108, including the literature cited therein. Expression control sequences comprise those which govern the constitutive expression of a nucleotide sequence in many types of host cells, and those which govern the direct expression of the nucleotide sequence only in certain host cells under certain conditions. The skilled worker knows that the design of the expression vector may depend on factors such as the choice of the host cell to be transformed, the extent of the expression of the desired protein and the like. The polynucleotides according to the invention may be present in one or more copies in the expression cassette or in the expression vector according to the invention (for example in the form of several expression cassettes). Here, the regulatory sequences or factors can preferably have a positive effect on the gene expression of the introduced genes, as described above, and thereby increase it. Thus, it is possible to enhance the regulatory elements advantageously at the transcription level by using strong transcription signals such as promoters and/or "enhancers". Besides, it is also possible to enhance the translation, for example by improving the mRNA stability. Further expression control sequences within the meaning of the present invention are translation terminators at the 3' end of the polynucleotides to be translated. An example which can be used here is the OCS1 terminator. As in the case of the promoters, a different terminator sequence should be used for each polynucleotide to be expressed.

**[0037]** Preferred expression control sequences or regulatory sequences are present in promoters such as the cos, tac, trp, tet, trp-tet, lpp, lac, lpp-lac, lacIq, T7, T5, T3, gal, trc, ara, SP6,  $\lambda$ -PR or  $\lambda$ -PL promoters and are advantageously employed in Gramnegative bacteria. Further advantageous regulatory sequences are, for example, present in the Gram-

positive promoters amy and SPO2, in the yeast or fungal promoters ADC1, MF $\alpha$ , AC, P-60, CYC1, GAPDH, TEF, rp28, ADH or in the plant promoters CaMV/35S [Franck et al., Cell 21 (1980) 285-294], PRP1 [Ward et al., Plant. Mol. Biol. 22 (1993)], SSU, OCS, lib4, usp, STLS1, B33, nos or in the ubiquitin or phaseolin promoter. Advantageous in this context are also inducible promoters, such as the promoters described in EP-A-0 388 186 (benzenesulfonamide-inducible), Plant J. 2, 1992:397-404 (Gatz et al., tetracycline-inducible), EP-A-0 335 528 (abscisic acid-inducible) or WO 93/21334 (ethanol- or cyclohexenol-inducible). Further suitable plant promoters are the cytosolic FBPase promoter or the ST-LSI promoter of potato (Stockhaus et al., EMBO J. 8, 1989, 2445), the glycine max phosphoribosylpyrophosphate amidotransferase promoter (Genbank Accession No. U87999) or the node-specific promoter described in EP-A-0 249 676. Especially advantageous promoters are promoters which make possible the expression in tissues which are involved in the biosynthesis of fatty acids. Very especially advantageous are seed-specific promoters, such as the USP promoter, but also other promoters such as the LeB4, DC3, phaseolin or napin promoter. Further especially advantageous promoters are seed-specific promoters which can be used for monocotyledonous or dicotyledonous plants and which are described in US 5,608,152 (oilseed rape napin promoter), WO 98/45461 (Arabidopsis oleosin promoter), US 5,504,200 (Phaseolus vulgaris phaseolin promoter), WO 91/13980 (Brassica Bce4 promoter), by Bäumlein et al., Plant J., 2, 2, 1992:233-239 (LeB4 promoter from a legume), these promoters being suitable for dicots. Examples of promoters which are suitable for monocots are the barley lpt-2 or lpt-1 promoter (WO 95/15389 and WO 95/23230), the barley hordein promoter and other suitable promoters described in WO 99/16890. In principle, it is possible to use all natural promoters together with their regulatory sequences, such as those mentioned above, as expression control sequences. It is also possible to use synthetic promoters, either in addition or alone, in particular when they mediate seed-specific expression, as described, for example, in WO 99/16890.

**[0038]** In order to achieve a particularly high PUFA content, especially in transgenic plants, the polynucleotides of the present invention should preferably be expressed in oil crops in a seed-specific manner. To this end, seed-specific promoters can be used, or those promoters which are active in the embryo and/or in the endosperm. In principle, seed-specific promoters can be isolated both from dicotyledonous and from monocotyledonous plants. Advantageous preferred promoters are listed hereinbelow: USP (= unknown seed protein) and vicilin (Vicia faba) [Bäumlein et al., Mol. Gen Genet., 1991, 225(3)], napin (oilseed rape) [US 5,608,152], acyl carrier protein (oilseed rape) [US 5,315,001 and WO 92/18634], oleosin (Arabidopsis thaliana) [WO 98/45461 and WO 93/20216], phaseolin (Phaseolus vulgaris) [US 5,504,200], Bce4 [WO 91/13980], legumines B4 (LegB4 promoter) [Bäumlein et al., Plant J., 2, 2, 1992], Lpt2 and Lpt1 (barley) [WO 95/15389 and WO 95/23230], seed-specific promoters from rice, maize and wheat [WO 99/16890], Amy32b, Amy 6-6 and aleurain [US 5,677,474], Bce4 (oilseed rape) [US 5,530,149], glycinin (soybean) [EP 571 741], phosphoenol pyruvate carboxylase (soybean) [JP 06/62870], ADR12-2 (soybean) [WO 98/08962], isocitrate lyase (oilseed rape) [US 5,689,040] or  $\alpha$ -amylase (barley) [EP 781 849].

**[0039]** Plant gene expression can also be facilitated via a chemically inducible promoter (see a review in Gatz 1997, Annu. Rev. Plant Physiol. Plant Mol. Biol., 48:89-108). Chemically inducible promoters are particularly suitable when it is desired that gene expression should take place in a time-specific manner. Examples of such promoters are a salicylic acid-inducible promoter (WO 95/19443), a tetracycline-inducible promoter (Gatz et al. (1992) Plant J. 2, 397-404) and an ethanol-inducible promoter.

**[0040]** To ensure stable integration of the various biosynthesis genes into the transgenic plant over a plurality of generations, each of the polynucleotides according to the invention should be expressed under the control of a separate promoter, preferably a promoter which differs from the other promoters, since repeating sequence motifs can lead to instability of the T-DNA, or to recombination events. In this context, the expression cassette is advantageously constructed in such a way that a promoter is followed by a suitable cleavage site (advantageously in a polylinker) for insertion of the nucleic acid to be expressed and, if appropriate, a terminator is then positioned behind the polylinker. This sequence is repeated several times, preferably three, four or five times, so that up to five genes can be combined in one construct and introduced into the transgenic plant in order to be expressed. Advantageously, the sequence is repeated up to three times. To express the nucleic acid sequences, the latter are inserted behind the promoter via a suitable cleavage site, for example in the polylinker. Advantageously, each nucleic acid sequence has its own promoter and, if appropriate, its own terminator. Such advantageous constructs are disclosed, for example, in DE 101 02 337 or DE 101 02 338. However, it is also possible to insert a plurality of nucleic acid sequences behind a promoter and, if appropriate, in front of a terminator. Here, the insertion site, or the sequence, of the inserted nucleic acids in the expression cassette is not of critical importance, that is to say a nucleic acid sequence can be inserted at the first or last position in the cassette without its expression being substantially influenced thereby. Advantageously, different promoters such as, for example, the USP, LegB4 or DC3 promoters, and different terminators can be used in the expression cassette. However, it is also possible to use only one type of promoter in the cassette. This, however, may lead to undesired recombination events.

**[0041]** The recombinant expression vectors used can be designed for the expression in prokaryotic or eukaryotic cells. This is advantageous since intermediate steps of the vector construction are frequently carried out in microorganisms for the sake of simplicity. For example, the  $\Delta$ 12-desaturase,  $\Delta$ 15-desaturase,  $\Delta$ 12- and  $\Delta$ 15-desaturases,  $\omega$ 3-desaturase,  $\Delta$ 6-desaturase,  $\omega$ 6-elongase,  $\omega$ 9-elongase,  $\Delta$ 8-desaturase,  $\Delta$ 5-desaturase,  $\omega$ 5-elongase and/or  $\Delta$ 4-desaturase genes

can be expressed in bacterial cells, insect cells (using Baculovirus expression vectors), yeast and other fungal cells (see Romanos, M.A., et al. (1992) "Foreign gene expression in yeast: a review", *Yeast* 8:423-488; van den Hondel, C.A.M.J.J., et al. (1991) "Heterologous gene expression in filamentous fungi", in: *More Gene Manipulations in Fungi*, J.W. Bennet & L.L. Lasure, Eds., pp. 396-428: Academic Press: San Diego; and van den Hondel, C.A.M.J.J., & Punt, P.J. (1991) "Gene transfer systems and vector development for filamentous fungi, in: *Applied Molecular Genetics of Fungi*, Peberdy, J.F., et al., Eds., pp. 1-28, Cambridge University Press: Cambridge), algae (Falciatore et al., 1999, *Marine Biotechnology* 1, 3:239-251), ciliates of the types: Holotrichia, Peritrichia, Spirotrichia, Suctorina, Tetrahymena, Paramecium, Colpidium, Glaucoma, Platyophrya, Potomacus, Desaturaseudocohnilembus, Euplotes, Engelmaniella and Styloynchia, in particular of the genus Styloynchia lemnae, using vectors in a transformation method as described in WO 98/01572 and, preferably, in cells of multi-celled plants (see Schmidt, R. and Willmitzer, L. (1988) "High efficiency *Agrobacterium tumefaciens*-mediated transformation of *Arabidopsis thaliana* leaf and cotyledon explants" *Plant Cell Rep.*:583-586; *Plant Molecular Biology and Biotechnology*, C Press, Boca Raton, Florida, Chapter 6/7, pp. 71-119 (1993); F.F. White, B. Jenes et al., *Techniques for Gene Transfer*, in: *Transgenic Plants*, Vol. 1, Engineering and Utilization, Eds.: Kung and R. Wu, Academic Press (1993), 128-43; Potrykus, *Annu. Rev. Plant Physiol. Plant Molec. Biol.* 42 (1991), 205-225 (and references cited therein)). Suitable host cells are furthermore discussed in Goeddel, *Gene Expression Technology: Methods in Enzymology* 185, Academic Press, San Diego, CA (1990). As an alternative, the recombinant expression vector can be transcribed and translated *in vitro*, for example using T7-promoter regulatory sequences and T7-polymerase.

**[0042]** In most cases, the expression of proteins in prokaryotes involves the use of vectors comprising constitutive or inducible promoters which govern the expression of fusion or nonfusion proteins. Typical fusion expression vectors are, *inter alia*, pGEX (Pharmacia Biotech Inc; Smith, D.B., and Johnson, K.S. (1988) *Gene* 67:31-40), pMAL (New England Biolabs, Beverly, MA) and pRIT5 (Pharmacia, Piscataway, NJ), where glutathione S-transferase (GST), maltose-E-binding protein and protein A, respectively, are fused with the recombinant target protein. Examples of suitable inducible nonfusion *E. coli* expression vectors are, *inter alia*, pTrc (Amann et al. (1988) *Gene* 69:301-315) and pET 11 d (Studier et al., *Gene Expression Technology: Methods in Enzymology* 185, Academic Press, San Diego, California (1990) 60-89). The target gene expression from the vector pTrc is based on the transcription from a hybrid *trp-lac* fusion promoter by the host RNA polymerase. The target gene expression from the vector pET 11 d is based on the transcription of a T7-gn10-*lac* fusion promoter, which is mediated by a viral RNA polymerase (T7 gn1), which is coexpressed. This viral polymerase is provided by the host strains BL21 (DE3) or HMS174 (DE3) from a resident  $\lambda$ -prophage which harbors a T7 gn1 gene under the transcriptional control of the *lacUV 5* promoter. Other vectors which are suitable for prokaryotic organisms are known to the skilled worker, these vectors are, for example in *E. coli* pLG338, pACYC184, the pBR series such as pBR322, the pUC series such as pUC18 or pUC19, the M113mp series, pKC30, pRep4, pHS1, pHS2, pPLc236, pMBL24, pLG200, pUR290, pIN-III113-B1,  $\lambda$ gt11 or pBdCl, in *Streptomyces* pIJ101, pIJ364, pIJ702 or pIJ361, in *Bacillus* pUB110, pC194 or pBD214, in *Corynebacterium* pSA77 or pAJ667.

**[0043]** In a further embodiment, the expression vector is a yeast expression vector. Examples of vectors for expression in the yeast *S. cerevisiae* comprise pYeDesaturasec1 (Baldari et al. (1987) *Embo J.* 6:229-234), pMfa (Kurjan and Herskowitz (1982) *Cell* 30:933-943), pJRY88 (Schultz et al. (1987) *Gene* 54:113-123) and pYES2 (Invitrogen Corporation, San Diego, CA). Vectors and methods for the construction of vectors which are suitable for use in other fungi, such as the filamentous fungi, comprise those which are described in detail in: van den Hondel, C.A.M.J.J., & Punt, P.J. (1991) "Gene transfer systems and vector development for filamentous fungi, in: *Applied Molecular Genetics of fungi*, J.F. Peberdy et al., Ed., pp. 1-28, Cambridge University Press: Cambridge, or in: *More Gene Manipulations in Fungi* [J.W. Bennet & L.L. Lasure, Eds., pp. 396-428: Academic Press: San Diego]. Further suitable yeast vectors are, for example, pAG-1, YEp6, YEp13 or pEMBLye23.

**[0044]** As an alternative, the polynucleotides of the present invention can also be expressed in insect cells using Baculovirus expression vectors. Baculovirus vectors which are available for the expression of proteins in cultured insect cells (for example Sf9 cells) comprise the pAc series (Smith et al. (1983) *Mol. Cell Biol.* 3:2156-2165) and the pVL series (Lucklow and Summers (1989) *Virology* 170:31-39).

**[0045]** Preferred plant expression vectors comprise those which are described in detail in: Becker, D., Kemper, E., Schell, J., and Masterson, R. (1992) "New plant binary vectors with selectable markers located proximal to the left border", *Plant Mol. Biol.* 20:1195-1197; and Bevan, M.W. (1984) "Binary *Agrobacterium* vectors for plant transformation", *Nucl. Acids Res.* 12:8711-8721; *Vectors for Gene Transfer in Higher Plants*; in: *Transgenic Plants*, Vol. 1, Engineering and Utilization, Eds.: Kung and R. Wu, Academic Press, 1993, p. 15-38. A plant expression cassette preferably comprises expression control sequences which are capable of governing the expression of genes in plant cells and which are linked operably so that each sequence can fulfill its function, such as transcriptional termination, for example polyadenylation signals. Preferred polyadenylation signals are those which are derived from *Agrobacterium tumefaciens* T-DNA, such as gene 3 of the Ti plasmid pTiACH5 (Gielen et al., *EMBO J.* 3 (1984) 835 et seq.), which is known as octopine synthase, or functional equivalents thereof, but all other terminators which are functionally active in plants are also suitable. Since plant gene expression is very often not limited to transcriptional levels, a plant expression cassette preferably comprises

other sequences which are linked operably, such as translation enhancers, for example the overdrive sequence, which comprises the tobacco mosaic virus 5'-untranslated leader sequence, which increases the protein/RNA ratio (Gallie et al., 1987, Nucl. Acids Research 15:8693-8711). As described above, plant gene expression must be linked operably with a suitable promoter which triggers gene expression with the correct timing or in a cell- or tissue-specific manner. Utilizable promoters are constitutive promoters (Benfey et al., EMBO J. 8 (1989) 2195-2202), such as those which are derived from plant viruses, such as 35S CAMV (Franck et al., Cell 21 (1980) 285-294), 19S CaMV (see also US 5352605 and WO 84/02913), or plant promoters, such as the promoter of the small Rubisco subunit, which is described in US 4,962,028. Other preferred sequences for use in operable linkage in plant gene expression cassettes are targeting sequences, which are required for steering the gene product into its corresponding cell compartment (see a review in Kermode, Crit. Rev. Plant Sci. 15, 4 (1996) 285-423 and references cited therein), for example into the vacuole, into the nucleus, all types of plastids, such as amyloplasts, chloroplasts, chromoplasts, the extracellular space, the mitochondria, the endoplasmic reticulum, oil bodies, peroxisomes and other compartments of plant cells.

**[0046]** As described above, plant gene expression can also be facilitated via a chemically inducible promoter (see review in Gatz 1997, Annu. Rev. Plant Physiol. Plant Mol. Biol., 48:89-108). Chemically inducible promoters are particularly suitable when it is desired that the gene expression takes place in a time-specific manner. Examples of such promoters are a salicylic-acid-inducible promoter (WO 95/19443), a tetracyclin-inducible promoter (Gatz et al. (1992) Plant J. 2, 397-404) and an ethanol-inducible promoter. Promoters which respond to biotic or abiotic stress conditions are also suitable, for example the pathogen-induced PRP1 gene promoter (Ward et al., Plant. Mol. Biol. 22 (1993) 361-366), the heat-inducible tomato hsp80 promoter (US 5,187,267), the chill-inducible potato alpha-amylase promoter (WO 96/12814) or the wound-inducible pinll promoter (EP-A-0 375 091).

**[0047]** Especially preferred are those promoters which bring about the gene expression in tissues and organs in which the biosynthesis of fatty acids, lipids and oils takes place, in seed cells, such as the cells of the endosperm and of the developing embryo. Suitable promoters are the oilseed rape napin gene promoter (US 5,608,152), the Vicia faba USP promoter (Baeumlein et al., Mol Gen Genet, 1991, 225 (3):459-67), the Arabidopsis oleosin promoter (WO 98/45461), the Phaseolus vulgaris phaseolin promoter (US 5,504,200), the Brassica Bce4 promoter (WO 91/13980) or the legumine B4 promoter (LeB4; Baeumlein et al., 1992, Plant Journal, 2 (2):233-9), and promoters which bring about the seed-specific expression in monocotyledonous plants such as maize, barley, wheat, rye, rice and the like. Suitable noteworthy promoters are the barley lpt2 or lpt1 gene promoter (WO 95/15389 and WO 95/23230) or the promoters from the barley hordein gene, the rice glutelin gene, the rice oryzin gene, the rice prolamine gene, the wheat gliadine gene, the wheat glutelin gene, the maize zeine gene, the oat glutelin gene, the sorghum kasirin gene or the rye secalin gene, which are described in WO 99/16890. Especially suitable promoters are likewise those which bring about the plastid-specific expression, since plastids are the compartment in which the precursors and some of the end products of lipid biosynthesis are synthesized. Suitable promoters, such as the viral RNA polymerase promoter, are described in WO 95/16783 and WO 97/06250, and the clpP promoter from Arabidopsis, described in WO 99/46394.

**[0048]** The abovementioned vectors are only a small overview over possible vectors which are suitable. Further plasmids are known to the skilled worker and are described for example in: Cloning Vectors (eds. Pouwels, P.H., et al., Elsevier, Amsterdam-New York-Oxford, 1985, ISBN 0 444 904018). Further suitable expression systems for prokaryotic and eukaryotic cells, see chapters 16 and 17 of Sambrook, J., Fritsch, E.F., and Maniatis, T., Molecular Cloning: A Laboratory Manual, 2nd ed., Cold Spring Harbor Laboratory, Cold Spring Harbor Laboratory Press, Cold Spring Harbor, NY, 1989.

**[0049]** As described above, the expression vector can, in addition to the polynucleotides according to the invention, also comprise further genes which are to be introduced into the organisms. It is possible and preferred to introduce into the host organisms, and express in them, regulatory genes, such as genes for inducers, repressors or enzymes which, as a result of their enzymatic activity, engage in the regulation of one or more genes of a biosynthetic pathway. These genes can be of heterologous or homologous origin. Heterologous genes or polynucleotides are derived from an organism of origin which differs from the target organism into which the genes or polynucleotides are to be introduced. In the case of homologous genes or polynucleotides, target organism and organism of origin are identical. The vector therefore preferably comprises at least one further polynucleotide which codes for a further enzyme which is involved in the biosynthesis of lipids or fatty acids. The enzyme is preferably selected from the group consisting of: acyl-CoA dehydrogenase(s), acyl-ACP [= acyl carrier protein] desaturase(s), acyl-ACP thioesterase(s), fatty acid acyltransferase(s), acyl-CoA:lysophospholipid acyltransferase(s), fatty acid synthase(s), fatty acid hydroxylase(s), acetyl-coenzyme A carboxylase(s), acyl-coenzyme A oxidase(s), fatty acid desaturase(s), fatty acid acetylenase(s), lipoxygenase(s), triacylglycerol lipase(s), allene oxide synthase(s), hydroperoxide lyase(s), fatty acid elongase(s),  $\Delta$ 4-desaturase(s),  $\Delta$ 5-desaturase(s),  $\Delta$ 6-desaturase(s),  $\Delta$ 8-desaturase(s),  $\Delta$ 9-desaturase(s),  $\Delta$ 12-desaturase(s),  $\Delta$ 15-desaturase(s),  $\Delta$ 12- and  $\Delta$ 15-desaturase(s),  $\omega$ 3-desaturase,  $\Delta$ 5-elongase(s),  $\Delta$ 6-elongase(s) and  $\Delta$ 9-elongase(s).

Especially preferred gene combinations are listed in tables 5 and 6 in the examples which follow.

**[0050]** The invention also relates to a host cell which comprises the polynucleotide according to the invention or the vector according to the invention.

**[0051]** In principle, host cells for the purposes of the present invention may be all eukaryotic or prokaryotic cells. They may be primary cells from animals, plants or multi-celled microorganisms, for example from those which are mentioned in another place in the description. The term furthermore also comprises cell lines which can be obtained from these organisms.

5 **[0052]** However, host cells for the purposes of the invention may also be single-celled microorganisms, for example bacteria or fungi. Especially preferred microorganisms are fungi selected from the group of the families Chaetomiaceae, Choanephoraceae, Cryptococcaceae, Cunninghamellaceae, Dematiaceae, Moniliaceae, Mortierellaceae, Mucoraceae, Pythiaceae, Saccharomycetaceae, Saprolegniaceae, Schizosaccharomycetaceae, Sodiariaceae or Tuberculariaceae. Further preferred microorganisms are selected from the group: Choanephoraceae, such as the genera *Blakeslea*, *Choanephora*, for example the genera and species *Blakeslea trispora*, *Choanephora cucurbitarum*, *Choanephora infundibulifera* var. *cucurbitarum*, Mortierellaceae, such as the genus *Mortierella*, for example the genera and species *Mortierella isabellina*, *Mortierella polycephala*, *Mortierella ramanniana*, *Mortierella vinacea*, *Mortierella zonata*, the family Mucorales, such as the genera and species *Rhizopus oryzae*, *Rhizopus stolonifer*, *Fusarium graminearium*, Pythiaceae, such as the genera *Phytium*, *Phytophthora*, for example the genera and species *Phytium debaryanum*, *Phytium intermedium*, 15 *Phytium irregulare*, *Phytium megalacanthum*, *Phytium paroecandrum*, *Phytium sylvaticum*, *Phytium ultimum*, *Phytophthora cactorum*, *Phytophthora cinnamomi*, *Phytophthora citricola*, *Phytophthora citrophthora*, *Phytophthora cryptogea*, *Phytophthora drechsleri*, *Phytophthora erythroseptica*, *Phytophthora lateralis*, *Phytophthora megasperma*, *Phytophthora nicotianae*, *Phytophthora nicotianae* var. *parasitica*, *Phytophthora palmivora*, *Phytophthora parasitica*, *Phytophthora syringae*, Saccharomycetaceae, such as the genera *Hansenula*, *Pichia*, *Saccharomyces*, *Saccharomycodes*, *Yarrowia*, 20 for example the genera and species *Hansenula anomala*, *Hansenula californica*, *Hansenula canadensis*, *Hansenula capsulata*, *Hansenula ciferrii*, *Hansenula glucozyma*, *Hansenula henricii*, *Hansenula holstii*, *Hansenula minuta*, *Hansenula nonfermentans*, *Hansenula philodendri*, *Hansenula polymorpha*, *Hansenula saturnus*, *Hansenula subpelliculosa*, *Hansenula wickerhamii*, *Hansenula wingei*, *Pichia alcoholophila*, *Pichia angusta*, *Pichia anomala*, *Pichia bisporea*, *Pichia burtonii*, *Pichia canadensis*, *Pichia capsulata*, *Pichia carsonii*, *Pichia cellobiosa*, *Pichia ciferrii*, *Pichia farinosa*, *Pichia fermentans*, *Pichia finlandica*, *Pichia glucozyma*, *Pichia guilliermondii*, *Pichia haplophila*, *Pichia henricii*, *Pichia holstii*, *Pichia jadinii*, *Pichia lindnerii*, *Pichia membranaefaciens*, *Pichia methanolica*, *Pichia minuta* var. *minuta*, *Pichia minuta* var. *nonfermentans*, *Pichia norvegensis*, *Pichia ohmeri*, *Pichia pastoris*, *Pichia philodendri*, *Pichia pini*, *Pichia polymorpha*, *Pichia quercuum*, *Pichia rhodanensis*, *Pichia sargentensis*, *Pichia stipitis*, *Pichia strasburgensis*, *Pichia subpelliculosa*, *Pichia toletana*, *Pichia trehalophila*, *Pichia vini*, *Pichia xylosa*, *Saccharomyces acetii*, *Saccharomyces baillii*, *Saccharomyces bayanus*, *Saccharomyces bisporeus*, *Saccharomyces capensis*, *Saccharomyces carlsbergensis*, *Saccharomyces cerevisiae*, *Saccharomyces cerevisiae* var. *ellipsoideus*, *Saccharomyces chevalieri*, *Saccharomyces delbrueckii*, *Saccharomyces diastaticus*, *Saccharomyces drosophilum*, *Saccharomyces elegans*, *Saccharomyces ellipsoideus*, *Saccharomyces fermentati*, *Saccharomyces florentinus*, *Saccharomyces fragilis*, *Saccharomyces heterogenicus*, *Saccharomyces hienipiensis*, *Saccharomyces inusitatus*, *Saccharomyces italicus*, *Saccharomyces kluyveri*, *Saccharomyces krusei*, *Saccharomyces lactis*, *Saccharomyces marxianus*, *Saccharomyces microellipsoides*, *Saccharomyces montanus*, *Saccharomyces norbensis*, *Saccharomyces oleaceus*, *Saccharomyces paradoxus*, *Saccharomyces pastorianus*, *Saccharomyces pretoriensis*, *Saccharomyces rosei*, *Saccharomyces rouxii*, *Saccharomyces uvarum*, *Saccharomycodes ludwigii*, *Yarrowia lipolytica*, Schizosaccharomycetaceae such as the genera *Schizosaccharomyces* e.g. the species *Schizosaccharomyces japonicus* var. *japonicus*, *Schizosaccharomyces japonicus* var. *versatilis*, *Schizosaccharomyces malidevorans*, *Schizosaccharomyces octosporus*, *Schizosaccharomyces pombe* var. *malidevorans*, *Schizosaccharomyces pombe* var. *pombe*, Thraustochytriaceae such as the genera *Althornia*, *Aplanochytrium*, *Japonochytrium*, *Schizochytrium*, *Thraustochytrium* e.g. the species *Schizochytrium aggregatum*, *Schizochytrium limacinum*, *Schizochytrium mangrovei*, *Schizochytrium minutum*, *Schizochytrium octosporum*, *Thraustochytrium aggregatum*, *Thraustochytrium amoeboides*, *Thraustochytrium antacticum*, *Thraustochytrium arudimentale*, *Thraustochytrium aureum*, *Thraustochytrium benthicola*, *Thraustochytrium globosum*, *Thraustochytrium indicum*, *Thraustochytrium kerguelense*, *Thraustochytrium kinnei*, *Thraustochytrium motivum*, *Thraustochytrium multirudimentale*, *Thraustochytrium pachydermum*, *Thraustochytrium proliferum*, *Thraustochytrium roseum*, *Thraustochytrium rossii*, *Thraustochytrium striatum* or *Thraustochytrium visurgense*.

50 **[0053]** Equally preferred as microorganisms are bacteria selected from the group of the families Bacillaceae, Enterobacteriaceae or Rhizobiaceae. It is especially preferred to mention the following bacteria selected from the group: Bacillaceae, such as the genus *Bacillus*, for example the genera and species *Bacillus acidocaldarius*, *Bacillus acidoterrestris*, *Bacillus alcalophilus*, *Bacillus amyloliquefaciens*, *Bacillus amylolyticus*, *Bacillus brevis*, *Bacillus cereus*, *Bacillus circulans*, *Bacillus coagulans*, *Bacillus sphaericus* subsp. *fusiformis*, *Bacillus galactophilus*, *Bacillus globisporus*, *Bacillus globisporus* subsp. *marinus*, *Bacillus halophilus*, *Bacillus lentimorbus*, *Bacillus lentus*, *Bacillus licheniformis*, *Bacillus megaterium*, *Bacillus polymyxa*, *Bacillus psychrosaccharolyticus*, *Bacillus pumilus*, *Bacillus sphaericus*, *Bacillus subtilis* subsp. *spizizenii*, *Bacillus subtilis* subsp. *subtilis* or *Bacillus thuringiensis*; Enterobacteriaceae such as the genera *Citrobacter*, *Edwardsiella*, *Enterobacter*, *Erwinia*, *Escherichia*, *Klebsiella*, *Salmonella* or *Serratia*, for example the genera and species *Citrobacter amalonaticus*, *Citrobacter diversus*, *Citrobacter freundii*, *Citrobacter genomospecies*, *Citrobacter*

*gillenii*, *Citrobacter intermedium*, *Citrobacter koseri*, *Citrobacter murlinae*, *Citrobacter sp.*, *Edwardsiella hoshinae*, *Edwardsiella ictaluri*, *Edwardsiella tarda*, *Erwinia alni*, *Erwinia amylovora*, *Erwinia ananatis*, *Erwinia aphidicola*, *Erwinia billingiae*, *Erwinia cacticida*, *Erwinia cancerogena*, *Erwinia carnegieana*, *Erwinia carotovora* subsp. *atroseptica*, *Erwinia carotovora* subsp. *betavasculorum*, *Erwinia carotovora* subsp. *odorifera*, *Erwinia carotovora* subsp. *wasabiae*, *Erwinia chrysanthemi*, *Erwinia cypripedii*, *Erwinia dissolvens*, *Erwinia herbicola*, *Erwinia mallotivora*, *Erwinia milletiae*, *Erwinia nigrifluens*, *Erwinia nimipressuralis*, *Erwinia persicina*, *Erwinia psidii*, *Erwinia pyriformis*, *Erwinia quercina*, *Erwinia rhamnontici*, *Erwinia rubrifaciens*, *Erwinia salicis*, *Erwinia stewartii*, *Erwinia tracheiphila*, *Erwinia uredovora*, *Escherichia adecarboxylata*, *Escherichia anindolica*, *Escherichia aurescens*, *Escherichia blattae*, *Escherichia coli*, *Escherichia coli* var. *communior*, *Escherichia coli-mutabile*, *Escherichia fergusonii*, *Escherichia hermannii*, *Escherichia sp.*, *Escherichia vulneris*, *Klebsiella aerogenes*, *Klebsiella edwardsii* subsp. *atlantae*, *Klebsiella ornithinolytica*, *Klebsiella oxytoca*, *Klebsiella planticola*, *Klebsiella pneumoniae*, *Klebsiella pneumoniae* subsp. *pneumoniae*, *Klebsiella sp.*, *Klebsiella terrigena*, *Klebsiella trevisanii*, *Salmonella abony*, *Salmonella arizonae*, *Salmonella bongori*, *Salmonella choleraesuis* subsp. *arizonae*, *Salmonella choleraesuis* subsp. *bongori*, *Salmonella choleraesuis* subsp. *choleraesuis*, *Salmonella choleraesuis* subsp. *diarizonae*, *Salmonella choleraesuis* subsp. *houtenae*, *Salmonella choleraesuis* subsp. *indica*, *Salmonella choleraesuis* subsp. *salamae*, *Salmonella daressalaam*, *Salmonella enterica* subsp. *houtenae*, *Salmonella enterica* subsp. *salamae*, *Salmonella enteritidis*, *Salmonella gallinarum*, *Salmonella heidelberg*, *Salmonella panama*, *Salmonella senftenberg*, *Salmonella typhimurium*, *Serratia entomophila*, *Serratia ficaria*, *Serratia fonticola*, *Serratia grimesii*, *Serratia liquefaciens*, *Serratia marcescens*, *Serratia marcescens* subsp. *marcescens*, *Serratia marinorubra*, *Serratia odorifera*, *Serratia plymouthis*, *Serratia plymuthica*, *Serratia proteamaculans*, *Serratia proteamaculans* subsp. *quinovora*, *Serratia quinovora* or *Serratia rubidaea*; Rhizobiaceae, such as the genera *Agrobacterium*, *Carbophilus*, *Chelatobacter*, *Ensifer*, *Rhizobium*, *Sinorhizobium*, for example the genera and species *Agrobacterium atlanticum*, *Agrobacterium ferrugineum*, *Agrobacterium gelatinovorum*, *Agrobacterium larrymoorei*, *Agrobacterium meteor*, *Agrobacterium radiobacter*, *Agrobacterium rhizogenes*, *Agrobacterium rubi*, *Agrobacterium stellulatum*, *Agrobacterium tumefaciens*, *Agrobacterium vitis*, *Carbophilus carboxidus*, *Chelatobacter heintzii*, *Ensifer adhaerens*, *Ensifer arboris*, *Ensifer fredii*, *Ensifer kostiensis*, *Ensifer kummerowiae*, *Ensifer medicae*, *Ensifer meliloti*, *Ensifer sahelii*, *Ensifer teranga*, *Ensifer xinjiangensis*, *Rhizobium ciceri*, *Rhizobium etli*, *Rhizobium fredii*, *Rhizobium galegae*, *Rhizobium gallicum*, *Rhizobium giardinii*, *Rhizobium hainanense*, *Rhizobium huakuii*, *Rhizobium huautlense*, *Rhizobium indigoferae*, *Rhizobium japonicum*, *Rhizobium leguminosarum*, *Rhizobium loessense*, *Rhizobium loti*, *Rhizobium lupini*, *Rhizobium mediterraneum*, *Rhizobium meliloti*, *Rhizobium mongolense*, *Rhizobium phaseoli*, *Rhizobium radiobacter*, *Rhizobium rhizogenes*, *Rhizobium rubi*, *Rhizobium sullae*, *Rhizobium tianshanense*, *Rhizobium trifolii*, *Rhizobium tropici*, *Rhizobium undicola*, *Rhizobium vitis*, *Sinorhizobium adhaerens*, *Sinorhizobium arboris*, *Sinorhizobium fredii*, *Sinorhizobium kostiense*, *Sinorhizobium kummerowiae*, *Sinorhizobium medicae*, *Sinorhizobium meliloti*, *Sinorhizobium morelense*, *Sinorhizobium sahelii* or *Sinorhizobium xinjiangense*.

**[0054]** Further utilizable host cells are detailed in: Goeddel, Gene Expression Technology: Methods in Enzymology 185, Academic Press, San Diego, CA (1990). Expression strains which can be used, for example those with a lower protease activity, are described in: Gottesman, S., Gene Expression Technology: Methods in Enzymology 185, Academic Press, San Diego, California (1990) 119-128. These include plant cells and certain tissues, organs and parts of plants in all their phenotypic forms such as anthers, fibers, root hairs, stalks, embryos, calli, cotyledons, petioles, harvested material, plant tissue, reproductive tissue and cell cultures which are derived from the actual transgenic plant and/or can be used for bringing about the transgenic plant.

**[0055]** Polynucleotides or vectors can be introduced into the host cell as described above by means of transformation or transfection methods which are known in the prior art. Conditions and media for the cultivation of the host cells are also known to the skilled worker.

**[0056]** The host cell according to the invention preferably additionally comprises at least one further enzyme which is involved in the biosynthesis of lipids or fatty acids. Preferred enzymes have already been mentioned in another place in the description. The enzyme can be present in the host cell in endogenous form, i.e. the host cell already naturally expresses a gene which codes for a corresponding enzyme. Alternatively, it is also possible to introduce, into the host cell, a heterologous polynucleotide which codes for the enzyme. Suitable methods and means for the expression of a heterologous polynucleotide are known in the prior art and are described herein in connection with the polynucleotides, vectors and host cells according to the invention.

**[0057]** The invention also relates to a method of generating a polypeptide with desaturase activity, comprising the steps:

- (a) expressing a polynucleotide according to the invention as defined above in a host cell; and
- (b) obtaining, from the host cell, the polypeptide which is encoded by the polynucleotide.

**[0058]** In this context, the polypeptide can be obtained or isolated by all current protein purification methods. The methods comprise, for example, affinity chromatography, molecular sieve chromatography, high-pressure liquid chromatography or else protein precipitation, if appropriate with specific antibodies. Although this is preferred, the method

need not necessarily provide a pure polypeptide preparation.

**[0059]** The invention therefore also relates to a polypeptide which is encoded by the polynucleotide according to the invention.

**[0060]** The term "polypeptide" refers both to an essentially pure polypeptide, and also to a polypeptide preparation which additionally comprises further components or impurities. The term is also used for fusion proteins and protein aggregates which comprise the polypeptide according to the invention and additionally further components. The term also refers to chemically modified polypeptides. In this context, chemical modifications comprise artificial modifications or naturally occurring modifications, for example posttranslational modifications such as phosphorylation, myristylation, glycosylation and the like. The terms polypeptide, peptide and protein are interchangeable and are used accordingly in the description and in the prior art. The polypeptides according to the invention have the abovementioned biological activities, that is to say desaturase activities, and can influence the biosynthesis of polyunsaturated fatty acids (PUFAs), preferably the long-chain PUFAs (LCPUFAs), as herein described.

**[0061]** The invention also comprises an antibody which specifically recognizes the polypeptide having an amino acid sequence as shown in SEQ ID No. 2.

**[0062]** Antibodies against the polypeptide according to the invention can be prepared by means of known methods, where purified polypeptide or fragments thereof with suitable epitopes are used as the antigen. Suitable epitopes can be determined by means of known algorithms for the antigenicity determination, based on the amino acid sequences of the polypeptides according to the invention provided herein. The relevant polypeptides or fragments can then be synthesized or obtained by recombinant techniques. After animals, preferably mammals, for example hares, rats or mice, have been immunized, the antibodies can then be obtained from the serum, using known methods. Alternatively, monoclonal antibodies or antibody fragments can be provided with the known methods; see, for example, Harlow and Lane "Antibodies, A Laboratory Manual", CSH Press, Cold Spring Harbor, 1988 or Köhler and Milstein, Nature 256 (1975), 495, and Galfré, Meth. Enzymol. 73 (1981), 3.

**[0063]** The antibodies preferably take the form of monoclonal or polyclonal antibodies, single-chain antibodies or chimeric antibodies, and fragments of these such as Fab, Fv or scFv. Further antibodies within the meaning of the invention are bispecific antibodies, synthetic antibodies or their chemically modified derivatives.

**[0064]** The antibodies according to the invention specifically recognize the polypeptides according to the invention, that is to say they do not cross-react significantly with other proteins. This can be assayed by means of methods known in the prior art. For example, the antibodies can be employed for the purposes of detection reactions, immunoprecipitation, immunohistochemistry or protein purification (for example affinity chromatography).

**[0065]** The invention furthermore relates to a transgenic, nonhuman organism which comprises the polynucleotide, the vector or the host cell of the present invention. The transgenic, nonhuman organism preferably takes the form of an animal, a plant or a multicellular microorganism.

**[0066]** The term "transgenic" is understood as meaning that a heterologous polynucleotide, that is to say a polynucleotide which does not occur naturally in the respective organism, is introduced into the organism. This can be achieved either by random insertion of the polynucleotide or by homologous recombination. Naturally, it is also possible to introduce the vector according to the invention instead of the polynucleotide. Methods of introducing polynucleotides or vectors for the purposes of random insertion or homologous recombination are known in the prior art and also described in greater detail hereinbelow. Host cells which comprise the polynucleotide or the vector can also be introduced into an organism and thus generate a transgenic organism. In such a case, such an organism takes the form of a chimeric organism, where only those cells which are derived from the introduced cells are transgenic, i.e. comprise the heterologous polynucleotide.

**[0067]** The transgenic nonhuman organisms are preferably oil-producing organisms, which means organisms which are used for the production of oils, for example fungi such as *Rhizopus* or *Thraustochytrium*, algae such as *Euglena*, *Nephroselmis*, *Pseudoscofieldia*, *Prasinococcus*, *Scherffelia*, *Tetraselmis*, *Mantoniella*, *Ostreococcus*, *Cryptocodinium*, *Phaeodactylum*, or diatoms such as *Pythium* or *Phytophthora* or plants.

**[0068]** Transgenic plants which can be used are, in principle, are all plants, that is to say both dicotyledonous and monocotyledonous plants. They preferably take the form of oil crop plants which comprise large amounts of lipid compounds, such as peanut, oilseed rape, canola, sunflower, safflower (*Carthamus tinctoria*), poppy, mustard, hemp, castor-oil plant, olive, sesame, *Calendula*, *Punica*, evening primrose, verbascum, thistle, wild roses, hazelnut, almond, macadamia, avocado, bay, pumpkin/squash, linseed, soybean, pistachios, borage, trees (oil palm, coconut or walnut) or arable crops such as maize, wheat, rye, oats, triticale, rice, barley, cotton, cassava, pepper, *Tagetes*, Solanaceae plants such as potato, tobacco, eggplant and tomato, *Vicia* species, pea, alfalfa or bushy plants (coffee, cacao, tea), *Salix* species, and perennial grasses and fodder crops. Preferred plants according to the invention are oil crop plants such as peanut, oilseed rape, canola, sunflower, safflower, poppy, mustard, hemp, castor-oil plant, olive, *Calendula*, *Punica*, evening primrose, pumpkin/squash, linseed, soybean, borage, trees (oil palm, coconut). Especially preferred are plants which are high in C18:2- and/or C18:3-fatty acids, such as sunflower, safflower, tobacco, verbascum, sesame, cotton, pumpkin/squash, poppy, evening primrose, walnut, linseed, hemp, thistle or safflower. Very especially preferred plants

are plants such as safflower, sunflower, poppy, evening primrose, walnut, linseed or hemp. In principle, however, all plants which are capable of synthesizing fatty acids are suitable, such as all dicotyledonous or monocotyledonous plants, algae or mosses. Advantageous plants are selected from the group of the plant families Adolotheciaceae, Anacardiaceae, Asteraceae, Apiaceae, Betulaceae, Boraginaceae, Brassicaceae, Bromeliaceae, Caricaceae, Cannabaceae, Convolvulaceae, Chenopodiaceae, Cryptocodiniaceae, Cucurbitaceae, Ditrichaceae, Elaeagnaceae, Ericaceae, Euphorbiaceae, Fabaceae, Geraniaceae, Gramineae, Juglandaceae, Lauraceae, Leguminosae, Linaceae, Prasinophyceae or vegetable plants or ornamentals such as Tagetes.

**[0069]** Examples which may especially preferably be mentioned are the following plants selected from the group consisting of: Adolotheciaceae such as the genera *Physcomitrella*, for example the genus and species *Physcomitrella patens*, Anacardiaceae such as the genera *Pistacia*, *Mangifera*, *Anacardium*, for example the genus and species *Pistacia vera* [pistachio], *Mangifera indica* [mango] or *Anacardium occidentale* [cashew], Asteraceae, such as the genera *Calendula*, *Carthamus*, *Centaurea*, *Cichorium*, *Cynara*, *Helianthus*, *Lactuca*, *Locusta*, *Tagetes*, *Valeriana*, for example the genus and species *Calendula officinalis* [common marigold], *Carthamus tinctorius* [safflower], *Centaurea cyanus* [cornflower], *Cichorium intybus* [chicory], *Cynara scolymus* [artichoke], *Helianthus annuus* [sunflower], *Lactuca sativa*, *Lactuca crispera*, *Lactuca esculenta*, *Lactuca scariola* L. ssp. *sativa*, *Lactuca scariola* L. var. *integrata*, *Lactuca scariola* L. var. *integrifolia*, *Lactuca sativa* subsp. *romana*, *Locusta communis*, *Valeriana locusta* [salad vegetables], *Tagetes lucida*, *Tagetes erecta* or *Tagetes tenuifolia* [african or french marigold], Apiaceae, such as the genus *Daucus*, for example the genus and species *Daucus carota* [carrot], Betulaceae, such as the genus *Corylus*, for example the genera and species *Corylus avellana* or *Corylus colurna* [hazelnut], Boraginaceae, such as the genus *Borago*, for example the genus and species *Borago officinalis* [borage], Brassicaceae, such as the genera *Brassica*, *Camelina*, *Melanosinapis*, *Sinapis*, *Arabadopsis*, for example the genera and species *Brassica napus*, *Brassica rapa* ssp. [oilseed rape], *Sinapis arvensis*, *Brassica juncea*, *Brassica juncea* var. *juncea*, *Brassica juncea* var. *crispifolia*, *Brassica juncea* var. *foliosa*, *Brassica nigra*, *Brassica sinapioides*, *Camelina sativa*, *Melanosinapis communis* [mustard], *Brassica oleracea* [fodder beet] or *Arabadopsis thaliana*, Bromeliaceae, such as the genera *Anana*, *Bromelia* (pineapple), for example the genera and species *Anana comosus*, *Ananas ananas* or *Bromelia comosa* [pineapple], Caricaceae, such as the genus *Carica*, such as the genus and species *Carica papaya* [pawpaw], Cannabaceae, such as the genus *Cannabis*, such as the genus and species *Cannabis sativa* [hemp], Convolvulaceae, such as the genera *Ipomea*, *Convolvulus*, for example the genera and species *Ipomoea batatas*, *Ipomoea pandurata*, *Convolvulus batatas*, *Convolvulus tiliaceus*, *Ipomoea fastigiata*, *Ipomoea tiliacea*, *Ipomoea triloba* or *Convolvulus panduratus* [sweet potato, batate], Chenopodiaceae, such as the genus *Beta*, such as the genera and species *Beta vulgaris*, *Beta vulgaris* var. *altissima*, *Beta vulgaris* var. *vulgaris*, *Beta maritima*, *Beta vulgaris* var. *perennis*, *Beta vulgaris* var. *conditiva* or *Beta vulgaris* var. *esculenta* [sugarbeet], Cryptocodiniaceae, such as the genus *Cryptocodium*, for example the genus and species *Cryptocodium cohnii*, Cucurbitaceae, such as the genus *Cucurbita*, for example the genera and species *Cucurbita maxima*, *Cucurbita mixta*, *Cucurbita pepo* or *Cucurbita moschata* [pumpkin/squash], Cymbellaceae, such as the genera *Amphora*, *Cymbella*, *Okedenia*, *Phaeodactylum*, *Reimeria*, for example the genus and species *Phaeodactylum tricornutum*, Ditrichaceae, such as the genera *Ditrichaceae*, *Astomiopsis*, *Ceratodon*, *Chrysoblastella*, *Ditrichum*, *Distichium*, *Eccremidium*, *Lophidion*, *Philibertiella*, *Pleuridium*, *Saelania*, *Trichodon*, *Skottsbergia*, for example the genera and species *Ceratodon antarcticus*, *Ceratodon columbiae*, *Ceratodon heterophyllum*, *Ceratodon purpurascens*, *Ceratodon purpureus*, *Ceratodon purpureus* ssp. *convolutus*, *Ceratodon purpureus* ssp. *stenocarpus*, *Ceratodon purpureus* var. *rotundifolius*, *Ceratodon ratodon*, *Ceratodon stenocarpus*, *Chrysoblastella chilensis*, *Ditrichum ambiguum*, *Ditrichum brevisetum*, *Ditrichum crispatisimum*, *Ditrichum difficile*, *Ditrichum falcifolium*, *Ditrichum flexicaule*, *Ditrichum giganteum*, *Ditrichum heteromallum*, *Ditrichum lineare*, *Ditrichum montanum*, *Ditrichum montanum*, *Ditrichum pallidum*, *Ditrichum punctulatum*, *Ditrichum pusillum*, *Ditrichum pusillum* var. *tortile*, *Ditrichum rhynchostegium*, *Ditrichum schimperi*, *Ditrichum tortile*, *Distichium capillaceum*, *Distichium hagenii*, *Distichium inclinatum*, *Distichium macounii*, *Eccremidium floridanum*, *Eccremidium whiteleggei*, *Lophidion strictus*, *Pleuridium acuminatum*, *Pleuridium alternifolium*, *Pleuridium holdridgei*, *Pleuridium mexicanum*, *Pleuridium ravenelii*, *Pleuridium subulatum*, *Saelania glaucescens*, *Trichodon borealis*, *Trichodon cylindricus* or *Trichodon cylindricus* var. *oblongus*, Elaeagnaceae, such as the genus *Elaeagnus*, for example the genus and species *Olea europaea* [olive], Ericaceae, such as the genus *Kalmia*, for example the genera and species *Kalmia latifolia*, *Kalmia angustifolia*, *Kalmia microphylla*, *Kalmia polifolia*, *Kalmia occidentalis*, *Cistus chamaerhodendros* or *Kalmia lucida* [mountain laurel], Euphorbiaceae, such as the genera *Manihot*, *Janipha*, *Jatropha*, *Ricinus*, for example the genera and species *Manihot utilissima*, *Janipha manihot*, *Jatropha manihot*, *Manihot aipil*, *Manihot dulcis*, *Manihot manihot*, *Manihot melanobasis*, *Manihot esculenta* [cassava] or *Ricinus communis* [castor-oil plant], Fabaceae, such as the genera *Pisum*, *Albizia*, *Cathormion*, *Feuillea*, *Inga*, *Pithecolobium*, *Acacia*, *Mimosa*, *Medicago*, *Glycine*, *Dolichos*, *Phaseolus*, soybean, for example the genera and species *Pisum sativum*, *Pisum arvense*, *Pisum humile* [pea], *Albizia berteriana*, *Albizia julibrissin*, *Albizia lebeck*, *Acacia berteriana*, *Acacia littoralis*, *Albizia berteriana*, *Albizia berteriana*, *Cathormion berteriana*, *Feuillea berteriana*, *Inga fragrans*, *Pithecolobium berterianum*, *Pithecolobium fragrans*, *Pithecolobium berterianum*, *Pseudalbizia berteriana*, *Acacia julibrissin*, *Acacia nemu*, *Albizia nemu*, *Feuillea julibrissin*, *Mimosa julibrissin*, *Mimosa speciosa*, *Sericanrda julibrissin*, *Acacia lebeck*, *Acacia macrophylla*, *Albizia lebeck*, *Feuillea lebeck*, *Mimosa lebeck*

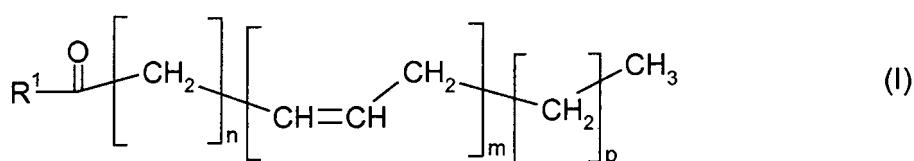


beck, *Mimosa speciosa* [silk tree], *Medicago sativa*, *Medicago falcata*, *Medicago varia* [alfalfa] *Glycine max* *Dolichos*  
*soja*, *Glycine gracilis*, *Glycine hispida*, *Phaseolus max*, *Soja hispida* or *Soja max* [soybean], Funariaceae, such as the  
 genera *Aphanorrhagma*, *Entosthodon*, *Funaria*, *Physcomitrella*, *Physcomitrium*, for example the genera and species  
 5 *Aphanorrhagma serratum*, *Entosthodon attenuatus*, *Entosthodon bolanderi*, *Entosthodon bonplandii*, *Entosthodon cal-*  
*ifornicus*, *Entosthodon drummondii*, *Entosthodon jamesonii*, *Entosthodon leibergii*, *Entosthodon neoscoticus*, *Entostho-*  
*don rubrisetus*, *Entosthodon spathulifolius*, *Entosthodon tucsoni*, *Funaria americana*, *Funaria bolanderi*, *Funaria calca-*  
*rea*, *Funaria californica*, *Funaria calvescens*, *Funaria convoluta*, *Funaria flavicans*, *Funaria groutiana*, *Funaria hygro-*  
*metrica*, *Funaria hygrometrica* var. *arctica*, *Funaria hygrometrica* var. *calvescens*, *Funaria hygrometrica* var. *convoluta*,  
 10 *Funaria hygrometrica* var. *muralis*, *Funaria hygrometrica* var. *utahensis*, *Funaria microstoma*, *Funaria microstoma* var.  
*obtusifolia*, *Funaria muhlenbergii*, *Funaria orcuttii*, *Funaria plano-convexa*, *Funaria polaris*, *Funaria ravenelii*, *Funaria*  
*rubriseta*, *Funaria serrata*, *Funaria sonorae*, *Funaria sublimbatus*, *Funaria tucsoni*, *Physcomitrella californica*, *Phys-*  
*comitrella patens*, *Physcomitrella readeri*, *Physcomitrium australe*, *Physcomitrium californicum*, *Physcomitrium collen-*  
*chymatum*, *Physcomitrium coloradense*, *Physcomitrium cupuliferum*, *Physcomitrium drummondii*, *Physcomitrium eury-*  
 15 *sotomum*, *Physcomitrium flexifolium*, *Physcomitrium hookeri*, *Physcomitrium hookeri* var. *serratum*, *Physcomitrium immer-*  
*sum*, *Physcomitrium kellermanii*, *Physcomitrium megalocarpum*, *Physcomitrium pyriforme*, *Physcomitrium pyriforme*  
 var. *serratum*, *Physcomitrium rufipes*, *Physcomitrium sandbergii*, *Physcomitrium subsphaericum*, *Physcomitrium wash-*  
*ingtoniense*, Geraniaceae, such as the genera *Pelargonium*, *Cocos*, *Oleum*, for example the genera and species *Cocos*  
*nucifera*, *Pelargonium grossularioides* or *Oleum cocois* [coconut], Gramineae, such as the genus *Saccharum*, for example  
 20 the genus and species *Saccharum officinarum*, Juglandaceae, such as the genera *Juglans*, *Wallia*, for example the  
 genera and species *Juglans regia*, *Juglans ailanthifolia*, *Juglans sieboldiana*, *Juglans cinerea*, *Wallia cinerea*, *Juglans*  
*bixbyi*, *Juglans californica*, *Juglans hindsii*, *Juglans intermedia*, *Juglans jamaicensis*, *Juglans major*, *Juglans microcarpa*,  
*Juglans nigra* or *Wallia nigra* [walnut], Lauraceae, such as the genera *Persea*, *Laurus*, for example the genera and  
 species *Laurus nobilis* [bay], *Persea americana*, *Persea gratissima* or *Persea persea* [avocado], Leguminosae, such as  
 the genus *Arachis*, for example the genus and species *Arachis hypogaea* [peanut], Linaceae, such as the genera *Linum*,  
 25 *Adenolinum*, for example the genera and species *Linum usitatissimum*, *Linum humile*, *Linum austriacum*, *Linum bienne*,  
*Linum angustifolium*, *Linum catharticum*, *Linum flavum*, *Linum grandiflorum*, *Adenolinum grandiflorum*, *Linum lewisii*,  
*Linum narbonense*, *Linum perenne*, *Linum perenne* var. *lewisii*, *Linum pratense* or *Linum trigynum* [linseed], Lythraeae,  
 such as the genus *Punica*, for example the genus and species *Punica granatum* [pomegranate], Malvaceae, such as  
 the genus *Gossypium*, for example the genera and species *Gossypium hirsutum*, *Gossypium arboreum*, *Gossypium*  
 30 *barbadense*, *Gossypium herbaceum* or *Gossypium thurberi* [cotton], Marchantiaceae, such as the genus *Marchantia*,  
 for example the genera and species *Marchantia berteroana*, *Marchantia foliacea*, *Marchantia macropora*, Musaceae,  
 such as the genus *Musa*, for example the genera and species *Musa nana*, *Musa acuminata*, *Musa paradisiaca*, *Musa*  
 spp. [banana], Onagraceae, such as the genera *Camissonia*, *Oenothera*, for example the genera and species *Oenothera*  
*biennis* or *Camissonia brevipes* [evening primrose], Palmae, such as the genus *Elaeis*, for example the genus and  
 35 species *Elaeis guineensis* [oil palm], Papaveraceae, such as the genus *Papaver*, for example the genera and species  
*Papaver orientale*, *Papaver rhoeas*, *Papaver dubium* [poppy], Pedaliaceae, such as the genus *Sesamum*, for example  
 the genus and species *Sesamum indicum* [sesame], Piperaceae, such as the genera *Piper*, *Artanthe*, *Peperomia*,  
*Steffensia*, for example the genera and species *Piper aduncum*, *Piper amalago*, *Piper angustifolium*, *Piper auritum*,  
*Piper betel*, *Piper cubeba*, *Piper longum*, *Piper nigrum*, *Piper retrofractum*, *Artanthe adunca*, *Artanthe elongata*, *Peper-*  
 40 *omia elongata*, *Piper elongatum*, *Steffensia elongata* [cayenne pepper], Poaceae, such as the genera *Hordeum*, *Secale*,  
*Avena*, *Sorghum*, *Andropogon*, *Holcus*, *Panicum*, *Oryza*, *Zea* (maize), *Triticum*, for example the genera and species  
*Hordeum vulgare*, *Hordeum jubatum*, *Hordeum murinum*, *Hordeum secalinum*, *Hordeum distichon*, *Hordeum aegiceras*,  
*Hordeum hexastichon*, *Hordeum hexastichum*, *Hordeum irregulare*, *Hordeum sativum*, *Hordeum secalinum* [barley],  
*Secale cereale* [rye], *Avena sativa*, *Avena fatua*, *Avena byzantina*, *Avena fatua* var. *sativa*, *Avena hybrida* [oats], *Sorghum*  
 45 *bicolor*, *Sorghum halepense*, *Sorghum saccharatum*, *Sorghum vulgare*, *Andropogon drummondii*, *Holcus bicolor*, *Holcus*  
*sorghum*, *Sorghum aethiopicum*, *Sorghum arundinaceum*, *Sorghum caffrorum*, *Sorghum cernuum*, *Sorghum dochna*,  
*Sorghum drummondii*, *Sorghum durra*, *Sorghum guineense*, *Sorghum lanceolatum*, *Sorghum nervosum*, *Sorghum sac-*  
*charatum*, *Sorghum subglabrescens*, *Sorghum verticilliflorum*, *Sorghum vulgare*, *Holcus halepensis*, *Sorghum mil-*  
*iaceum*, *Panicum militaceum* [millet], *Oryza sativa*, *Oryza latifolia* [rice], *Zea mays* [maize] *Triticum aestivum*, *Triticum*  
 50 *durum*, *Triticum turgidum*, *Triticum hybernum*, *Triticum macha*, *Triticum sativum* or *Triticum vulgare* [wheat], Porphyrid-  
 iaceae, such as the genera *Chrootheca*, *Flintiella*, *Petrovanella*, *Porphyridium*, *Rhodella*, *Rhodorus*, *Vanhoeffenia*,  
 for example the genus and species *Porphyridium cruentum*, Proteaceae, such as the genus *Macadamia*, for example  
 the genus and species *Macadamia intergrifolia* [macadamia], Prasinophyceae, such as the genera *Nephroselmis*, *Pra-*  
*sinococcus*, *Scherffelia*, *Tetraselmis*, *Mantoniella*, *Ostreococcus*, for example the genera and species *Nephroselmis*  
 55 *olivacea*, *Prasinococcus capsulatus*, *Scherffelia dubia*, *Tetraselmis chui*, *Tetraselmis suecica*, *Mantoniella squamata*,  
*Ostreococcus tauri*, Rubiaceae, such as the genus *Coffea*, for example the genera and species *Coffea* spp., *Coffea*  
*arabica*, *Coffea canephora* or *Coffea liberica* [coffee], Scrophulariaceae, such as the genus *Verbascum*, for example  
 the genera and species *Verbascum blattaria*, *Verbascum chaixii*, *Verbascum densiflorum*, *Verbascum lagurus*, *Verbas-*

*cum longifolium*, *Verbascum lychnitis*, *Verbascum nigrum*, *Verbascum olympicum*, *Verbascum phlomoides*, *Verbascum phoenicum*, *Verbascum pulverulentum* or *Verbascum thapsus* [verbascum], Solanaceae, such as the genera *Capsicum*, *Nicotiana*, *Solanum*, *Lycopersicon*, for example the genera and species *Capsicum annuum*, *Capsicum annuum var. glabrusculum*, *Capsicum frutescens* [pepper], *Capsicum annuum* [paprika], *Nicotiana tabacum*, *Nicotiana alata*, *Nicotiana attenuata*, *Nicotiana glauca*, *Nicotiana langsdorffii*, *Nicotiana obtusifolia*, *Nicotiana quadrivalvis*, *Nicotiana repanda*, *Nicotiana rustica*, *Nicotiana sylvestris* [tobacco], *Solanum tuberosum* [potato], *Solanum melongena* [eggplant], *Lycopersicon esculentum*, *Lycopersicon lycopersicum*, *Lycopersicon pyriforme*, *Solanum integrifolium* or *Solanum lycopersicum* [tomato], Sterculiaceae, such as the genus *Theobroma*, for example the genus and species *Theobroma cacao* [cacao] or Theaceae, such as the genus *Camellia*, for example the genus and species *Camellia sinensis* [tea].

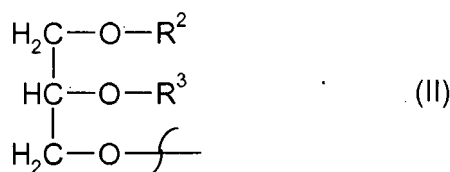
**[0070]** Multicellular microorganisms which can be employed as transgenic nonhuman organisms are preferably protists or diatoms selected from the group of the families Dinophyceae, Turaniellidae or Oxytrichidae, such as the genera and species: *Crypthecodinium cohnii*, *Phaeodactylum tricornutum*, *Stylonychia mytilus*, *Stylonychia pustulata*, *Stylonychia putrina*, *Stylonychia notophora*, *Stylonychia sp.*, *Colpidium campylum* or *Colpidium sp.*

**[0071]** The invention further relates to a method for the production of a substance which has the structure shown in the general formula I hereinbelow



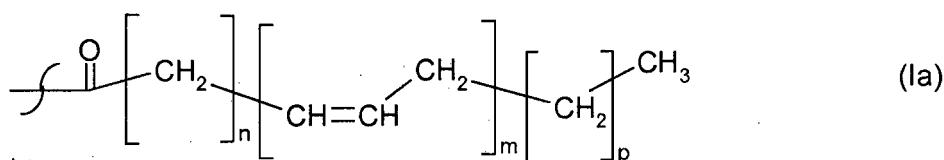
where the variables and substituents are as follows:

$\text{R}^1 =$  hydroxyl, coenzyme A (thioester), lysophosphatidylcholine, lysophosphatidylethanolamine, lysophosphatidylglycerol, lysodiphosphatidylglycerol, lysophosphatidylserine, lysophosphatidylinositol, sphingo base or a radical of the formula II



$\text{R}^2 =$  hydrogen, lysophosphatidylcholine, lysophosphatidylethanolamine, lysophosphatidylglycerol, lysodiphosphatidylglycerol, lysophosphatidylserine, lysophosphatidylinositol or saturated or unsaturated  $\text{C}_2\text{--C}_{24}$ -alkylcarbonyl,

$\text{R}^3 =$  hydrogen, saturated or unsaturated  $\text{C}_2\text{--C}_{24}$ -alkylcarbonyl, or  $\text{R}^2$  and  $\text{R}^3$  independently of one another are a radical of the formula Ia:



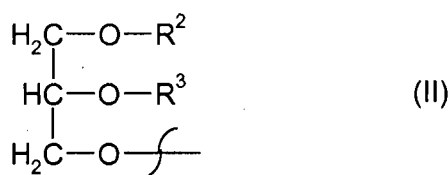
in which

$n = 2, 3, 4, 5, 6, 7$  or  $9$ ,  $m = 2, 3, 4, 5$  or  $6$  and  $p = 0$  or  $3$ .

and where the method comprises the cultivation of (i) a host cell according to the invention or (ii) a transgenic nonhuman organism according to the invention under conditions which permit the biosynthesis of the substance. Preferably, the abovementioned substance is provided in an amount of at least 1% by weight based on the total lipid content in the host cell or the transgenic organism.

**[0072]**  $\text{R}^1$  in the general formula I is hydroxyl, coenzyme A (thioester), lysophosphatidylcholine, lysophosphatidylethanolamine, lysophosphatidylglycerol, lysodiphosphatidylglycerol, lysophosphatidylserine, lysophosphatidylinositol,

sphingo base or a radical of the general formula II



**[0073]** The abovementioned radicals of  $\text{R}^1$  are always bonded to the compounds of the general formula I in the form of their thioesters.

**[0074]**  $\text{R}^2$  in the general formula II is hydrogen, lysophosphatidylcholine, lysophosphatidylethanolamine, lysophosphatidylglycerol, lysodiphosphatidylglycerol, lysophosphatidylserine, lysophosphatidylinositol or saturated or unsaturated  $\text{C}_2$ - $\text{C}_{24}$ -alkylcarbonyl.

**[0075]** Alkyl radicals which may be mentioned are substituted or unsubstituted, saturated or unsaturated  $\text{C}_2$ - $\text{C}_{24}$ -alkylcarbonyl chains such as ethylcarbonyl, n-propylcarbonyl, n-butylcarbonyl, n-pentylcarbonyl, n-hexylcarbonyl, n-heptylcarbonyl, n-octylcarbonyl, n-nonylcarbonyl, n-decylcarbonyl, n-undecylcarbonyl, n-dodecylcarbonyl, n-tridecylcarbonyl, n-tetradecylcarbonyl, n-pentadecylcarbonyl, n-hexadecylcarbonyl, n-heptadecylcarbonyl, n-octadecylcarbonyl, n-nonadecylcarbonyl, n-eicosylcarbonyl, n-docosanylcarbonyl or n-tetracosanylcarbonyl, which comprise one or more double bonds. Saturated or unsaturated  $\text{C}_{10}$ - $\text{C}_{22}$ -alkylcarbonyl radicals such as n-decylcarbonyl, n-undecylcarbonyl, n-dodecylcarbonyl, n-tridecylcarbonyl, n-tetradecylcarbonyl, n-pentadecylcarbonyl, n-hexadecylcarbonyl, n-heptadecylcarbonyl, n-octadecylcarbonyl, n-nonadecylcarbonyl, n-eicosylcarbonyl, n-docosanylcarbonyl or n-tetracosanylcarbonyl, which comprise one or more double bonds are preferred. Especially preferred are saturated and/or unsaturated  $\text{C}_{10}$ - $\text{C}_{22}$ -alkylcarbonyl radicals such as  $\text{C}_{10}$ -alkylcarbonyl,  $\text{C}_{11}$ -alkylcarbonyl,  $\text{C}_{12}$ -alkylcarbonyl,  $\text{C}_{13}$ -alkylcarbonyl,  $\text{C}_{14}$ -alkylcarbonyl,  $\text{C}_{16}$ -alkylcarbonyl,  $\text{C}_{18}$ -alkylcarbonyl,  $\text{C}_{20}$ -alkylcarbonyl or  $\text{C}_{22}$ -alkylcarbonyl radicals which comprise one or more double bonds. Very especially preferred are saturated or unsaturated  $\text{C}_{16}$ - $\text{C}_{22}$ -alkylcarbonyl radicals such as  $\text{C}_{16}$ -alkylcarbonyl,  $\text{C}_{18}$ -alkylcarbonyl,  $\text{C}_{20}$ -alkylcarbonyl or  $\text{C}_{22}$ -alkylcarbonyl radicals which comprise one or more double bonds. These advantageous radicals can comprise two, three, four, five or six double bonds. The especially advantageous radicals with 20 or 22 carbon atoms in the fatty acid chain comprise up to six double bonds, advantageously three, four, five or six double bonds, especially preferably five or six double bonds. All the abovementioned radicals are derived from the corresponding fatty acids.

**[0076]**  $\text{R}^3$  in the general formula II is hydrogen, saturated or unsaturated  $\text{C}_2$ - $\text{C}_{24}$ -alkylcarbonyl.

**[0077]** Alkyl radicals which may be mentioned are substituted or unsubstituted, saturated or unsaturated  $\text{C}_2$ - $\text{C}_{24}$ -alkylcarbonyl chains such as ethylcarbonyl, n-propylcarbonyl, n-butylcarbonyl, n-pentylcarbonyl, n-hexylcarbonyl, n-heptylcarbonyl, n-octylcarbonyl, n-nonylcarbonyl, n-decylcarbonyl, n-undecylcarbonyl, n-dodecylcarbonyl, n-tridecylcarbonyl, n-tetradecylcarbonyl, n-pentadecylcarbonyl, n-hexadecylcarbonyl, n-heptadecylcarbonyl, n-octadecylcarbonyl, n-nonadecylcarbonyl, n-eicosylcarbonyl, n-docosanylcarbonyl or n-tetracosanylcarbonyl, which comprise one or more double bonds. Saturated or unsaturated  $\text{C}_{10}$ - $\text{C}_{22}$ -alkylcarbonyl radicals such as n-decylcarbonyl, n-undecylcarbonyl, n-dodecylcarbonyl, n-tridecylcarbonyl, n-tetradecylcarbonyl, n-pentadecylcarbonyl, n-hexadecylcarbonyl, n-heptadecylcarbonyl, n-octadecylcarbonyl, n-nonadecylcarbonyl, n-eicosylcarbonyl, n-docosanylcarbonyl or n-tetracosanylcarbonyl, which comprise one or more double bonds are preferred. Especially preferred are saturated and/or unsaturated  $\text{C}_{10}$ - $\text{C}_{22}$ -alkylcarbonyl radicals such as  $\text{C}_{10}$ -alkylcarbonyl,  $\text{C}_{11}$ -alkylcarbonyl,  $\text{C}_{12}$ -alkylcarbonyl,  $\text{C}_{13}$ -alkylcarbonyl,  $\text{C}_{14}$ -alkylcarbonyl,  $\text{C}_{16}$ -alkylcarbonyl,  $\text{C}_{18}$ -alkylcarbonyl,  $\text{C}_{20}$ -alkylcarbonyl or  $\text{C}_{22}$ -alkylcarbonyl radicals which comprise one or more double bonds. Very especially preferred are saturated or unsaturated  $\text{C}_{16}$ - $\text{C}_{22}$ -alkylcarbonyl radicals such as  $\text{C}_{16}$ -alkylcarbonyl,  $\text{C}_{18}$ -alkylcarbonyl,  $\text{C}_{20}$ -alkylcarbonyl or  $\text{C}_{22}$ -alkylcarbonyl radicals which comprise one or more double bonds. These advantageous radicals can comprise two, three, four, five or six double bonds. The especially advantageous radicals with 20 or 22 carbon atoms in the fatty acid chain comprise up to six double bonds, advantageously three, four, five or six double bonds, especially preferably five or six double bonds. All the abovementioned radicals are derived from the corresponding fatty acids.

**[0078]** The abovementioned radicals of  $\text{R}^1$ ,  $\text{R}^2$  and  $\text{R}^3$  can be substituted by hydroxyl and/or epoxy groups and/or can comprise triple bonds.

**[0079]** The polyunsaturated fatty acids produced in the method according to the invention advantageously comprise at least two, advantageously three, four, five or six, double bonds. The fatty acids especially advantageously comprise four, five or six double bonds. Fatty acids produced in the method advantageously have 18, 20 or 22 C atoms in the fatty acid chain; the fatty acids preferably comprise 20 or 22 carbon atoms in the fatty acid chain. Saturated fatty acids are advantageously reacted to a minor degree, or not at all, with the nucleic acids used in the method. To a minor degree is to be understood as meaning that the saturated fatty acids are reacted with less than 5% of the activity, advantageously less than 3%, especially advantageously with less than 2%, very especially preferably with less than 1, 0.5, 0.25 or

0.125% in comparison with polyunsaturated fatty acids. These fatty acids which have been produced can be produced in the method as a single product or be present in a fatty acid mixture.

**[0080]** Advantageously, the substituents R<sup>2</sup> or R<sup>3</sup> in the general formulae I and II are, independently of one another, saturated or unsaturated C<sub>18</sub>-C<sub>22</sub>-alkylcarbonyl, especially advantageously, they are, independently of one another,

unsaturated C<sub>18</sub>-, C<sub>20</sub>- or C<sub>22</sub>-alkylcarbonyl with at least two double bonds.

**[0081]** The polyunsaturated fatty acids produced in the method are advantageously bound in membrane lipids and/or triacylglycerides, but may also occur in the organisms as free fatty acids or else bound in the form of other fatty acid esters. In this context, they may be present as "pure products" or else advantageously in the form of mixtures of various fatty acids or mixtures of different glycerides. The various fatty acids which are bound in the triacylglycerides can be derived from short-chain fatty acids with 4 to 6 C atoms, medium-chain fatty acids with 8 to 12 C atoms or long-chain fatty acids with 14 to 24 C atoms; preferred are long-chain fatty acids, more preferably long-chain polyunsaturated fatty acids with 18, 20 and/or 22 C atoms.

**[0082]** The method according to the invention advantageously yields fatty acid esters with polyunsaturated C<sub>18</sub>-, C<sub>20</sub>- and/or C<sub>22</sub>-fatty acid molecules with at least two double bonds in the fatty acid ester, advantageously with at least three, four, five or six double bonds in the fatty acid ester, especially advantageously with at least five or six double bonds in the fatty acid ester and advantageously leads to the synthesis of linoleic acid (=LA, C<sub>18</sub>:2<sup>Δ9,12</sup>), γ-linolenic acid (= GLA, C<sub>18</sub>:3<sup>Δ6,9,12</sup>), stearidonic acid (= SDA, C<sub>18</sub>:4<sup>Δ6,9,12,15</sup>), dihomo-γ-linolenic acid (= DGLA, C<sub>20</sub>:3<sup>Δ8,11,14</sup>), ω3-eicosatetraenoic acid (= ETA, C<sub>20</sub>:4<sup>Δ5,8,11,14</sup>), arachidonic acid (ARA, C<sub>20</sub>:4<sup>Δ5,8,11,14</sup>), eicosapentaenoic acid (E P A, C<sub>20</sub>:5<sup>Δ5,8,11,14,17</sup>), ω6-docosapentaenoic acid (C<sub>22</sub>:5<sup>Δ4,7,10,13,16</sup>), ω6-docosatetraenoic acid (C<sub>22</sub>:4<sup>Δ7,10,13,16</sup>), ω3-docosapentaenoic acid (= DPA, C<sub>22</sub>:5<sup>Δ7,10,13,16,19</sup>), docosahexaenoic acid (= DHA, C<sub>22</sub>:6<sup>Δ4,7,10,13,16,19</sup>) or mixtures of these, preferably ARA, EPA and/or DHA. ω3-Fatty acids such as EPA and/or DHA are very especially preferably produced.

**[0083]** The fatty acid esters with polyunsaturated C<sub>18</sub>-, C<sub>20</sub>- and/or C<sub>22</sub>-fatty acid molecules can be isolated in the form of an oil or lipid, for example in the form of compounds such as sphingolipids, phosphoglycerides, lipids, glycolipids such as glycosphingolipids, phospholipids such as phosphatidylethanolamine, phosphatidylcholine, phosphatidylserine, phosphatidylglycerol, phosphatidylinositol or diphosphatidylglycerol, monoacylglycerides, diacylglycerides, triacylglycerides or other fatty acid esters such as the acetyl-coenzyme A esters which comprise the polyunsaturated fatty acids with at least two, three, four, five or six, preferably five or six double bonds, from the organisms which have been used for the preparation of the fatty acid esters; advantageously, they are isolated in the form of their diacylglycerides, triacylglycerides and/or in the form of phosphatidylcholine, especially preferably in the form of the triacylglycerides. In addition to these esters, the polyunsaturated fatty acids are also present in the organisms, advantageously the plants, as free fatty acids or bound in other compounds. As a rule, the various abovementioned compounds (fatty acid esters and free fatty acids) are present in the organisms with an approximate distribution of 80 to 90% by weight of triglycerides, 2 to 5% by weight of diglycerides, 5 to 10% by weight of monoglycerides, 1 to 5% by weight of free fatty acids, 2 to 8% by weight of phospholipids, the total of the various compounds amounting to 100% by weight.

**[0084]** The method according to the invention yields the LCPUFAs produced in a content of at least 3% by weight, advantageously at least 5% by weight, preferably at least 8% by weight, especially preferably at least 10% by weight, most preferably at least 15% by weight, based on the total fatty acids in the transgenic organisms, advantageously in a transgenic plant. In this context, it is advantageous to convert C<sub>18</sub>- and/or C<sub>20</sub>-fatty acids which are present in the host organisms to at least 10%, advantageously to at least 20%, especially advantageously to at least 30%, most advantageously to at least 40% to give the corresponding products such as DPA or DHA, to mention just two examples. The fatty acids are advantageously produced in bound form. These unsaturated fatty acids can, with the aid of the nucleic acids used in the method according to the invention, be positioned at the sn1, sn2 and/or sn3 position of the advantageously produced triglycerides. Since a plurality of reaction steps are performed by the starting compounds linoleic acid (C<sub>18</sub>:2) and linolenic acid (C<sub>18</sub>:3) in the method according to the invention, the end products of the method such as, for example, arachidonic acid (ARA), eicosapentaenoic acid (EPA), ω6-docosapentaenoic acid or DHA are not obtained as absolutely pure products; minor traces of the precursors are always present in the end product. If, for example, both linoleic acid and linolenic acid are present in the starting organism and the starting plant, the end products such as ARA, EPA or DHA are present as mixtures. The precursors should advantageously not amount to more than 20% by weight, preferably not to more than 15% by weight, especially preferably not to more than 10% by weight, most preferably not to more than 5% by weight, based on the amount of the end product in question. Advantageously, only ARA, EPA or only DHA, bound or as free acids, are produced as end products in a transgenic plant in the method according to the invention. If the compounds ARA, EPA and DHA are produced simultaneously, they are advantageously produced in a ratio of at least 1:1:2 (EPA:ARA:DHA), advantageously of at least 1:1:3, preferably 1:1:4, especially preferably 1:1:5.

**[0085]** Fatty acid esters or fatty acid mixtures produced by the method according to the invention advantageously comprise 6 to 15% of palmitic acid, 1 to 6% of stearic acid, 7-85% of oleic acid, 0.5 to 8% of vaccenic acid, 0.1 to 1% of arachic acid, 7 to 25% of saturated fatty acids, 8 to 85% of monounsaturated fatty acids and 60 to 85% of polyunsaturated fatty acids, in each case based on 100% and on the total fatty acid content of the organisms. Advantageous polyunsaturated fatty acids which are present in the fatty acid esters or fatty acid mixtures are preferably at least 0.1, 0.2, 0.3,

0.4, 0.5, 0.6, 0.7, 0.8, 0.9 or 1% of arachidonic acid, based on the total fatty acid content. Moreover, the fatty acid esters or fatty acid mixtures which have been produced by the method of the invention advantageously comprise fatty acids selected from the group of the fatty acids erucic acid (13-docosaenoic acid), sterculic acid (9,10-methyleneoctadec-9-enoic acid), malvalic acid (8,9-methyleneheptadec-8-enoic acid), chaulmoogric acid (cyclopentenododecanoic acid), furan fatty acid (9,12-epoxyoctadeca-9,11-dienoic acid), vernolic acid (9,10-epoxyoctadec-12-enoic acid), tarinic acid (6-octadecynoic acid), 6-nonadecynoic acid, santalbic acid (11-octadecen-9-ynoic acid), 6,9-octadecenynoic acid, pyrulic acid (10-heptadecen-8-ynoic acid), crepenynic acid (9-octadecen-12-ynoic acid), 13,14-dihydrooropheic acid, octadecen-13-ene-9,11-diynoic acid, petroselenic acid (cis-6-octadecenoic acid), 9c,12t-octadecadienoic acid, calendulic acid (8t10t12c-octadecatrienoic acid), catalpic acid (9t11t13c-octadecatrienoic acid), eleostearic acid (9c11t13t-octadecatrienoic acid), jacaric acid (8c10t12c-octadecatrienoic acid), punitic acid (9c11t13c-octadecatrienoic acid), parinaric acid (9c11t13t15c-octadecatetraenoic acid), pinolenic acid (all-cis-5,9,12-octadecatrienoic acid), laballenic acid (5,6-octadecadienallenic acid), ricinoleic acid (12-hydroxyoleic acid) and/or coriolic acid (13-hydroxy-9c,11t-octadecadienoic acid). The abovementioned fatty acids are, as a rule, advantageously only found in traces in the fatty acid esters or fatty acid mixtures produced by the method according to the invention, that is to say that, based on the total fatty acids, they occur to less than 30%, preferably to less than 25%, 24%, 23%, 22% or 21%, especially preferably to less than 20%, 15%, 10%, 9%, 8%, 7%, 6% or 5%, very especially preferably to less than 4%, 3%, 2% or 1%. The fatty acid esters or fatty acid mixtures produced by the method according to the invention advantageously comprise less than 0.1%, based on the total fatty acids, or no butyric acid, no cholesterol, no clupanodonic acid (= docosapentaenoic acid, C22:5<sup>Δ4,8,12,11,21</sup>) and no nisinic acid (tetracosahexaenoic acid, C23:6<sup>Δ3,8,12,15,18,21</sup>). Owing to the nucleic acid sequences of the invention, or the nucleic acid sequences used in the method according to the invention, an increase in the yield of polyunsaturated fatty acids of at least 50%, advantageously of at least 80%, especially advantageously of at least 100%, very especially advantageously of at least 150%, in comparison with the nontransgenic starting organism, for example a yeast, an alga, a fungus or a plant such as Arabidopsis or linseed can be obtained in a comparison by GC analysis.

**[0086]** Chemically pure polyunsaturated fatty acids or fatty acid compositions can also be prepared by the methods described above. To this end, the fatty acids or the fatty acid compositions are isolated from the organism, such as the microorganisms or the plants or the culture medium in or on which the organisms have been grown, or from the organism and the culture medium, in a known manner, for example via extraction, distillation, crystallization, chromatography or combinations of these methods. These chemically pure fatty acids or fatty acid compositions are advantageous for applications in the food industry sector, the cosmetic industry sector and especially the pharmacological industry sector.

**[0087]** In principle, all genes of the fatty acid or lipid metabolism can be used in the method for the production of polyunsaturated fatty acids, advantageously in combination with the inventive polynucleotide(s) (for the purposes of the present application, the plural is understood as encompassing the singular and vice versa). Genes of the fatty acid or lipid metabolism which are used are advantageously selected from the group consisting of acyl-CoA dehydrogenase(s), acyl-ACP [= acyl carrier protein] desaturase(s), acyl-ACP thioesterase(s), fatty acid acyltransferase(s), acyl-CoA:lysophospholipid acyltransferases, fatty acid synthase(s), fatty acid hydroxylase(s), acetyl-coenzyme A carboxylase(s), acyl-coenzyme A oxidase(s), fatty acid desaturase(s), fatty acid acetylases, lipoxygenases, triacylglycerol lipases, allene oxide synthases, hydroperoxide lyases or fatty acid elongase(s). Genes selected from the group of the  $\Delta^4$ -desaturases,  $\Delta^5$ -desaturases,  $\Delta^6$ -desaturases,  $\Delta^8$ -desaturases,  $\Delta^9$ -desaturases,  $\Delta^{12}$ -desaturases,  $\Delta^{15}$ -desaturases,  $\Delta^{12}$ - and  $\Delta^{15}$ -desaturases,  $\omega^3$ -desaturases,  $\Delta^6$ -elongases,  $\Delta^9$ -elongases or  $\Delta^5$ -elongases in combination with the polynucleotides according to the invention are preferably used, it being possible to use individual genes or a plurality of genes in combination. For especially preferred gene combinations, reference is made here to tables 5 and 6, which are shown in the examples.

**[0088]** Advantageously, the desaturases used in the method according to the invention convert their respective substrates in the form of the CoA-fatty acid esters. If preceded by an elongation step, this advantageously results in an increased product yield. The respective desaturation products are thereby synthesized in greater quantities, since the elongation step is usually carried out with the CoA-fatty acid esters, while the desaturation step is predominantly carried out with the phospholipids or the triglycerides. Therefore, a substitution reaction between the CoA-fatty acid esters and the phospholipids or triglycerides, which would require a further, possibly limiting, enzyme reaction, is not necessary.

**[0089]** Owing to the enzymatic activity of the polypeptides used in the method according to the invention, a wide range of polyunsaturated fatty acids can be produced in the method according to the invention. Depending on the choice of the organisms, such as the advantageous plants, used for the method according to the invention, mixtures of the various polyunsaturated fatty acids or individual polyunsaturated fatty acids, such as EPA or ARA, can be produced in free or bound form. Depending on the prevailing fatty acid composition in the starting plant (C18:2- or C18:3-fatty acids), fatty acids which are derived from C18:2-fatty acids, such as GLA, DGLA or ARA, or fatty acids which are derived from C18:3-fatty acids, such as SDA, ETA or EPA, are thus obtained. If only linoleic acid (= LA, C18:2<sup>Δ9,12</sup>) is present as unsaturated fatty acid in the plant used for the method, the method can only afford GLA, DGLA and ARA as products, all of which can be present as free fatty acids or in bound form. If only  $\alpha$ -linolenic acid (= ALA, C18:3<sup>Δ9,12,15</sup>) is present as unsaturated

fatty acid in the plant used for the method, the method can only afford SDA, ETA, EPA and/or DHA as products, all of which can be present as free fatty acids or in bound form, as described above. Owing to the modification of the activity of the enzymes  $\Delta 5$ -desaturase,  $\Delta 6$ -desaturase,  $\Delta 4$ -desaturase,  $\Delta 12$ -desaturase,  $\Delta 15$ -desaturase,  $\omega 3$ -desaturase,  $\Delta 5$ -elongase and/or  $\Delta 6$ -elongase which play a role in the synthesis, it is possible to produce, in a targeted fashion, only individual products in the abovementioned organisms, advantageously in the abovementioned plants. Owing to the activity of  $\Delta 6$ -desaturase and  $\Delta 6$ -elongase, for example, GLA and DGLA, or SDA and ETA, are formed, depending on the starting plant and unsaturated fatty acid. DGLA or ETA or mixtures of these are preferably formed. If  $\Delta 5$ -desaturase,  $\Delta 5$ -elongase and  $\Delta 4$ -desaturase are additionally introduced into the organisms, advantageously into the plant, ARA, EPA and/or DHA are additionally formed. Advantageously, only ARA, EPA or DHA or mixtures of these are synthesized, depending on the fatty acids present in the organism, or in the plant, which acts as starting substance for the synthesis. Since biosynthetic cascades are involved, the end products in question are not present as pure substances in the organisms. Small amounts of the precursor compounds are always additionally present in the end product. These small amounts amount to less than 20% by weight, advantageously less than 15% by weight, especially advantageously less than 10% by weight, most advantageously less than 5, 4, 3, 2 or 1% by weight, based on the end product DGLA, ETA or their mixtures, or ARA, EPA, DHA or their mixtures, advantageously EPA or DHA or their mixtures.

**[0090]** In addition to the production, directly in the organism, of the starting fatty acids for the polypeptides used in the method of the invention, the fatty acids can also be fed externally. The production in the organism is preferred for reasons of economy. Preferred substrates are linoleic acid (C18:2 $\Delta 9,12$ ),  $\gamma$ -linolenic acid (C18:3 $\Delta 6,9,12$ ), eicosadienoic acid (C20:2 $\Delta 11,14$ ), dihomo- $\gamma$ -linolenic acid (C20:3 $\Delta 8,11,14$ ), arachidonic acid (C20:4 $\Delta 5,8,11,14$ ), docosatetraenoic acid (C22:4 $\Delta 7,10,13,16$ ) and docosapentaenoic acid (C22:5 $\Delta 4,7,10,13,15$ ).

**[0091]** To increase the yield in the described method for the production of oils and/or triglycerides with an advantageously elevated content of polyunsaturated fatty acids, it is advantageous to increase the amount of starting product for the synthesis of fatty acids; this can be achieved for example by introducing, into the organism, a nucleic acid which codes for a polypeptide with a  $\Delta 5$ -desaturase activity according to the invention. This is particularly advantageous in oil-producing organisms such as those from the family of the Brassicaceae, such as the genus Brassica, for example oilseed rape; the family of the Elaeagnaceae, such as the genus Elaeagnus, for example the genus and species *Olea europaea*, or the family Fabaceae, such as the genus Glycine, for example the genus and species *Glycine max*, which are high in oleic acid. Since these organisms are only low in linoleic acid (Mikoklajczak et al., Journal of the American Oil Chemical Society, 38, 1961, 678 - 681), the use of the  $\Delta 5$ -desaturases for producing the starting arachidonic acid, or eicosapentaenoic acid, or docosapentaenoic acid, or docosahexaenoic acid is advantageous.

**[0092]** The method according to the invention advantageously employs the abovementioned nucleic acid sequences or their derivatives or homologs which code for polypeptides which retain the enzymatic activity of the proteins encoded by nucleic acid sequences. These sequences, individually or in combination with the polynucleotides according to the invention, are cloned into expression constructs and used for the introduction into, and expression in, organisms. Owing to their construction, these expression constructs make possible an advantageous optimal synthesis of the polyunsaturated fatty acids produced in the method according to the invention.

**[0093]** In a preferred embodiment, the method furthermore comprises the step of obtaining a cell or an intact organism which comprises the nucleic acid sequences used in the method, where the cell and/or the organism is transformed with a polynucleotide according to the invention, a gene construct or a vector as described below, alone or in combination with further nucleic acid sequences which code for proteins of the fatty acid or lipid metabolism. In a further preferred embodiment, this method furthermore comprises the step of obtaining the oils, lipids or free fatty acids from the organism or from the culture. The culture can, for example, take the form of a fermentation culture, for example in the case of the cultivation of microorganisms, such as, for example, *Mortierella*, *Thalassiosira*, *Mantoniella*, *Ostreococcus*, *Saccharomyces* or *Thraustochytrium*, or a greenhouse- or field-grown culture of a plant. The cell or the organism thus produced is advantageously a cell of an oil-producing organism, such as an oil crop, such as, for example, peanut, oilseed rape, canola, linseed, hemp, soybean, safflower, sunflowers or borage.

**[0094]** In the case of plant cells, plant tissue or plant organs, "growing" is understood as meaning, for example, the cultivation on or in a nutrient medium, or of the intact plant on or in a substrate, for example in a hydroponic culture, potting compost or on arable land.

**[0095]** Suitable organisms or host cells for the method according to the invention are those which are capable of synthesizing fatty acids, specifically unsaturated fatty acids, and/or which are suitable for the expression of recombinant genes. Examples which may be mentioned are plants such as *Arabidopsis*, Asteraceae such as *Calendula* or crop plants such as soybean, peanut, castor-oil plant, sunflower, maize, cotton, flax, oilseed rape, coconut, oil palm, safflower (*Carthamus tinctorius*) or cacao bean, microorganisms, such as fungi, for example the genus *Mortierella*, *Thraustochytrium*, *Saprolegnia*, *Phytophthora* or *Pythium*, bacteria, such as the genus *Escherichia* or *Shewanella*, yeasts, such as the genus *Saccharomyces*, cyanobacteria, ciliates, algae such as *Mantoniella* or *Ostreococcus*, or protozoans such as dinoflagellates, such as *Thalassiosira* or *Cryptocodinium*. Preferred organisms are those which are naturally capable of synthesizing substantial amounts of oil, such as fungi, such as *Mortierella alpina*, *Pythium insidiosum*, *Phytophthora*

infestans, or plants such as soybean, oilseed rape, coconut, oil palm, safflower, flax, hemp, castor-oil plant, Calendula, peanut, cacao bean or sunflower, or yeasts such as *Saccharomyces cerevisiae*, with soybean, flax, oilseed rape, safflower, sunflower, Calendula, *Mortierella* or *Saccharomyces cerevisiae* being especially preferred. In principle, suitable as host organisms are, in addition to the abovementioned transgenic organisms, also transgenic animals, advantageously nonhuman animals, for example *Caenorhabditis elegans*. Further suitable host cells and organisms have already been described extensively above.

**[0096]** Transgenic plants which comprise the polyunsaturated fatty acids synthesized in the method according to the invention can advantageously be marketed directly without there being any need for the oils, lipids or fatty acids synthesized to be isolated. Plants for the method according to the invention are listed as meaning intact plants and all plant parts, plant organs or plant parts such as leaf, stem, seeds, root, tubers, anthers, fibers, root hairs, stalks, embryos, calli, cotyledons, petioles, harvested material, plant tissue, reproductive tissue and cell cultures which are derived from the transgenic plant and/or can be used for bringing about the transgenic plant. In this context, the seed comprises all parts of the seed such as the seed coats, epidermal cells, seed cells, endosperm or embryonic tissue. However, the compounds produced in the method according to the invention can also be isolated from the organisms, advantageously plants, in the form of their oils, fats, lipids and/or free fatty acids. Polyunsaturated fatty acids produced by this method can be obtained by harvesting the organisms, either from the crop in which they grow, or from the field. This can be done via pressing or extraction of the plant parts, preferably of the plant seeds. In this context, the oils, fats, lipids and/or free fatty acids can be obtained by pressing by what is known as cold-beating or cold-pressing without applying heat. To allow for greater ease of disruption of the plant parts, specifically the seeds, they are previously comminuted, steamed or roasted. The seeds which have been pretreated in this manner can subsequently be pressed or extracted with solvent such as warm hexane. The solvent is subsequently removed. In the case of microorganisms, the latter are, after harvesting, for example extracted directly without further methoding steps or else, after disruption, extracted via various methods with which the skilled worker is familiar. In this manner, more than 96% of the compounds produced in the method can be isolated. Thereafter, the resulting products are methoded further, i.e. refined. In this method, for example the plant mucilages and suspended matter are first removed. What is known as desliming can be effected enzymatically or, for example, chemico-physically by addition of acid such as phosphoric acid. Thereafter, the free fatty acids are removed by treatment with a base, for example sodium hydroxide solution. The resulting product is washed thoroughly with water to remove the alkali remaining in the product and then dried. To remove the pigments remaining in the product, the products are subjected to bleaching, for example using fuller's earth or active charcoal. At the end, the product is deodorized, for example using steam.

**[0097]** The PUFAs or LCPUFAs produced by this method are preferably C<sub>18</sub>-, C<sub>20</sub>- or C<sub>22</sub>-fatty acid molecules, advantageously C<sub>20</sub>- or C<sub>22</sub>-fatty acid molecules, with at least two double bonds in the fatty acid molecule, preferably three, four, five or six double bonds. These C<sub>18</sub>-, C<sub>20</sub>- or C<sub>22</sub>-fatty acid molecules can be isolated from the organism in the form of an oil, a lipid or a free fatty acid. Suitable organisms are, for example, those mentioned above. Preferred organisms are transgenic plants.

**[0098]** Described are oils, lipids or fatty acids or fractions thereof which have been produced by the abovedescribed method, especially preferably oil, lipid or a fatty acid composition comprising PUFAs and being derived from transgenic plants.

As described above, these oils, lipids or fatty acids advantageously comprise 6 to 15% of palmitic acid, 1 to 6% of stearic acid, 7-85% of oleic acid, 0.5 to 8% of vaccenic acid, 0.1 to 1% of arachic acid, 7 to 25% of saturated fatty acids, 8 to 85% of monounsaturated fatty acids and 60 to 85% of polyunsaturated fatty acids, in each case based on 100% and on the total fatty acid content of the organisms. Advantageous polyunsaturated fatty acids which are present in the fatty acid esters or fatty acid mixtures are preferably at least 0.1, 0.2, 0.3, 0.4, 0.5, 0.6, 0.7, 0.8, 0.9 or 1% of arachidonic acid, based on the total fatty acid content. Moreover, the fatty acid esters or fatty acid mixtures which have been produced by the method of the invention advantageously comprise fatty acids selected from the group of the fatty acids erucic acid (13-docosaenoic acid), sterculic acid (9,10-methyleneoctadec-9-enoic acid), malvalic acid (8,9-methyleneheptadec-8-enoic acid), chaulmoogric acid (cyclopentenedodecanoic acid), furan fatty acid (9,12-epoxyoctadeca-9,11-dienoic acid), vernolic acid (9,10-epoxyoctadec-12-enoic acid), tarinic acid (6-octadecynoic acid), 6-nonadecynoic acid, santalbic acid (11-octadecen-9-ynoic acid), 6,9-octadecenyonic acid, pyrulic acid (10-heptadecen-8-ynoic acid), crepenynic acid (9-octadecen-12-ynoic acid), 13,14-dihydrooropheic acid, octadecen-13-ene-9,11-diyonic acid, petroselenic acid (cis-6-octadecenoic acid), 9c,12t-octadecadienoic acid, calendulic acid (8t10t12c-octadecatrienoic acid), catalpic acid (9t11t13c-octadecatrienoic acid), eleostearic acid (9c11t13t-octadecatrienoic acid), jacaric acid (8c10t12c-octadecatrienoic acid), punicic acid (9c11t13c-octadecatrienoic acid), parinaric acid (9c11t13t15c-octadecatetraenoic acid), pinolenic acid (all-cis-5,9,12-octadecatrienoic acid), laballenic acid (5,6-octadecadienallenic acid), ricinoleic acid (12-hydroxyoleic acid) and/or coriolic acid (13-hydroxy-9c,11t-octadecadienoic acid). The abovementioned fatty acids are, as a rule, advantageously only found in traces in the fatty acid esters or fatty acid mixtures produced by the method according to the invention, that is to say that, based on the total fatty acids, they occur to less than 30%, preferably to less than 25%, 24%, 23%, 22% or 21%, especially preferably to less than 20%, 15%, 10%, 9%, 8%, 7%, 6% or 5%, very especially

preferably to less than 4%, 3%, 2% or 1%. The fatty acid esters or fatty acid mixtures produced by the method according to the invention advantageously comprise less than 0.1%, based on the total fatty acids, or no butyric acid, no cholesterol, no clupanodonic acid (= docosapentaenoic acid, C22:5<sup>A4,8,12,11,21</sup>) and no nisinic acid (tetracosahexaenoic acid, C23:6<sup>A3,8,12,15,18,21</sup>).

**[0099]** The oils, lipids or fatty acids preferably comprise at least 0.5%, 1%, 2%, 3%, 4% or 5%, advantageously at least 6%, 7%, 8%, 9% or 10%, especially advantageously at least 11%, 12%, 13%, 14% or 15% of ARA or at least 0.5%, 1%, 2%, 3%, 4% or 5%, advantageously at least 6% or 7%, especially advantageously at least 8%, 9% or 10% of EPA and/or DHA, based on the total fatty acid content of the production organism, advantageously of a plant, especially advantageously of an oil crop plant such as soybean, oilseed rape, coconut, oil palm, safflower, flax, hemp, castor-oil plant, Calendula, peanut, cacao bean, sunflower, or the abovementioned further mono- or dicotyledonous oil crop plants.

**[0100]** Furthermore described is the use of the oil, lipid, the fatty acids and/or the fatty acid composition in feedstuffs, foodstuffs, cosmetics or pharmaceuticals. The oils, lipids, fatty acids or fatty acid mixtures can be used in the manner with which the skilled worker is familiar for mixing with other oils, lipids, fatty acids or fatty acid mixtures of animal origin, such as, for example, fish oils. These oils, lipids, fatty acids or fatty acid mixtures, which are composed of vegetable and animal constituents, may also be used for the preparation of feedstuffs, foodstuffs, cosmetics or pharmaceuticals.

**[0101]** The term "oil", "lipid" or "fat" is understood as meaning a fatty acid mixture comprising unsaturated, saturated, preferably esterified, fatty acid(s). The oil, lipid or fat is preferably high in polyunsaturated free or, advantageously, esterified fatty acid(s), in particular linoleic acid,  $\gamma$ -linolenic acid, dihome- $\gamma$ -linolenic acid, arachidonic acid,  $\alpha$ -linolenic acid, stearidonic acid, eicosatetraenoic acid, eicosapentaenoic acid, docosapentaenoic acid or docosahexaenoic acid. The amount of unsaturated esterified fatty acids preferably amounts to approximately 30%, a content of 50% is more preferred, a content of 60%, 70%, 80% or more is even more preferred. For the analysis, the fatty acid content can, for example, be determined by gas chromatography after converting the fatty acids into the methyl esters by transesterification. The oil, lipid or fat can comprise various other saturated or unsaturated fatty acids, for example calendulic acid, palmitic acid, palmitoleic acid, stearic acid, oleic acid and the like. The content of the various fatty acids in the oil or fat can vary, in particular depending on the starting organism.

**[0102]** The polyunsaturated fatty acids with advantageously at least two double bonds which are produced in the method are, as described above, for example sphingolipids, phosphoglycerides, lipids, glycolipids, phospholipids, monoacylglycerol, diacylglycerol, triacylglycerol or other fatty acid esters.

**[0103]** Starting from the polyunsaturated fatty acids with advantageously at least five or six double bonds, which acids have been prepared in the method according to the invention, the polyunsaturated fatty acids which are present can be liberated for example via treatment with alkali, for example aqueous KOH or NaOH, or acid hydrolysis, advantageously in the presence of an alcohol such as methanol or ethanol, or via enzymatic cleavage, and isolated via, for example, phase separation and subsequent acidification via, for example, H<sub>2</sub>SO<sub>4</sub>. The fatty acids can also be liberated directly without the abovedescribed methoding step.

**[0104]** After their introduction into an organism, advantageously a plant cell or plant, the nucleic acids used in the method can either be present on a separate plasmid or, advantageously, integrated into the genome of the host cell. In the case of integration into the genome, integration can be random or else be effected by recombination such that the native gene is replaced by the copy introduced, whereby the production of the desired compound by the cell is modulated, or by the use of a gene in "trans", so that the gene is linked operably with a functional expression unit which comprises at least one sequence which ensures the expression of a gene and at least one sequence which ensures the polyadenylation of a functionally transcribed gene. The nucleic acids are advantageously introduced into the organisms via multiexpression cassettes or constructs for multiparallel expression, advantageously into the plants for the multiparallel seed-specific expression of genes.

**[0105]** Mosses and algae are the only known plant systems which produce substantial amounts of polyunsaturated fatty acids such as arachidonic acid (ARA) and/or eicosapentaenoic acid (EPA) and/or docosahexaenoic acid (DHA). Mosses comprise PUFAs in membrane lipids, while algae, organisms which are related to algae and a few fungi also accumulate substantial amounts of PUFAs in the triacylglycerol fraction. This is why nucleic acid molecules which are isolated from such strains that also accumulate PUFAs in the triacylglycerol fraction are particularly advantageous for the method according to the invention and thus for the modification of the lipid and PUFA production system in a host, in particular plants such as oil crops, for example oilseed rape, canola, linseed, hemp, soybeans, sunflowers and borage. They can therefore be used advantageously in the method according to the invention.

**[0106]** Substrates which are suitable for the polypeptides according to the invention of the fatty acid or lipid metabolism selected from the group acyl-CoA dehydrogenase(s), acyl-ACP [= acyl carrier protein] desaturase(s), acyl-ACP thioesterase(s), fatty acid acyltransferase(s), acyl-CoA:lysophospholipid acyltransferase(s), fatty acid synthase(s), fatty acid hydroxylase(s), acetyl-coenzyme A carboxylase(s), acyl-coenzyme A oxidase(s), fatty acid desaturase(s), fatty acid acetylenase(s), lipoxygenase(s), triacylglycerol lipase(s), allene oxide synthase(s), hydroperoxide lyase(s) or fatty acid elongase(s) are advantageously C<sub>16</sub>-, C<sub>18</sub>- or C<sub>20</sub>-fatty acids. The fatty acids converted as substrates in the method are preferably converted in the form of their acyl-CoA esters and/or their phospholipid esters.



**[0107]** To produce the long-chain PUFAs according to the method of the invention, the polyunsaturated C<sub>18</sub>-fatty acids must first be desaturated by the enzymatic activity of a desaturase and subsequently be elongated by at least two carbon atoms via an elongase. After one elongation cycle, this enzyme activity gives C<sub>20</sub>-fatty acids and after two elongation cycles, C<sub>22</sub>-fatty acids. The activity of the desaturases and elongases used in the method according to the invention preferably leads to C<sub>18</sub>-, C<sub>20</sub>- and/or C<sub>22</sub>-fatty acids, advantageously with at least two double bonds in the fatty acid molecule, preferably with three, four, five or six double bonds, especially preferably to give C<sub>20</sub>- and/or C<sub>22</sub>-fatty acids with at least two double bonds in the fatty acid molecule, preferably with three, four, five or six double bonds, very especially preferably with five or six double bonds in the molecule. After a first desaturation and the elongation have taken place, further desaturation and elongation steps such as, for example, such a desaturation in the Δ5 and Δ4 positions may take place. Products of the method according to the invention which are especially preferred are dihomo-γ-linolenic acid, arachidonic acid, eicosapentaenoic acid, docosapentaenoic acid and/or docosahexaenoic acid. The C<sub>20</sub>-fatty acids with at least two double bonds in the fatty acid can be desaturated by the enzymatic activity according to the invention in the form of the free fatty acid or in the form of the esters, such as phospholipids, glycolipids, sphingolipids, phosphoglycerides, monoacylglycerol, diacylglycerol or triacylglycerol.

**[0108]** The preferred biosynthesis site of fatty acids, oils, lipids or fats in the plants which are advantageously used is, for example, in general the seed or cell strata of the seed, so that seed-specific expression of the nucleic acids used in the method is sensible. However, it is obvious that the biosynthesis of fatty acids, oils or lipids need not be limited to the seed tissue, but can also take place in a tissue-specific manner in all the other parts of the plant - for example in epidermal cells or in the tubers.

**[0109]** If microorganism such as yeasts, such as *Saccharomyces* or *Schizosaccharomyces*, fungi such as *Mortierella*, *Aspergillus*, *Phytophthora*, *Entomophthora*, *Mucor* or *Thraustochytrium*, algae such as *Isochrysis*, *Mantoniella*, *Ostreococcus*, *Phaeodactylum* or *Cryptocodium* are used as organisms in the method according to the invention, these organisms are advantageously grown in fermentation cultures.

**[0110]** Owing to the use of the nucleic acids according to the invention which code for a desaturase, the polyunsaturated fatty acids produced in the method can be increased by at least 5%, preferably by at least 10%, especially preferably by at least 20%, very especially preferably by at least 50% in comparison with the wild type of the organisms which do not comprise the nucleic acids recombinantly.

**[0111]** In principle, the polyunsaturated fatty acids produced by the method according to the invention in the organisms used in the method can be increased in two different ways. Advantageously, the pool of free polyunsaturated fatty acids and/or the content of the esterified polyunsaturated fatty acids produced via the method can be enlarged. Advantageously, the pool of esterified polyunsaturated fatty acids in the transgenic organisms is enlarged by the method according to the invention.

**[0112]** If microorganisms are used as organisms in the method according to the invention, they are grown or cultured in a manner with which the skilled worker is familiar, depending on the host organism. As a rule, microorganisms are grown in a liquid medium comprising a carbon source, usually in the form of sugars, a nitrogen source, usually in the form of organic nitrogen sources such as yeast extract or salts such as ammonium sulfate, trace elements such as salts of iron, manganese and magnesium and, if appropriate, vitamins, at temperatures of between 0°C and 100°C, preferably between 10°C and 60°C, while introducing oxygen gas. The pH of the nutrient liquid can either be kept constant, that is to say regulated during the culturing period, or not. The cultures can be grown batchwise, semi-batchwise or continuously. Nutrients can be provided at the beginning of the fermentation or fed in semicontinuously or continuously. The polyunsaturated fatty acids produced can be isolated from the organisms as described above by methods known to the skilled worker, for example by extraction, distillation, crystallization, if appropriate precipitation with salt, and/or chromatography. To this end, the organisms can advantageously be disrupted beforehand.

**[0113]** If the host organisms are microorganisms, the methods according to the invention is advantageously carried out at a temperature of between 0°C and 95°C, preferably between 10°C and 85°C, especially preferably between 15°C and 75°C, very especially preferably between 15°C and 45°C.

**[0114]** In this method, the pH value is advantageously kept between pH 4 and 12, preferably between pH 6 and 9, especially preferably between pH 7 and 8.

**[0115]** The method according to the invention can be operated batchwise, semibatchwise or continuously. An overview over known cultivation methods can be found in the textbook by Chmiel (*Bioprozeßtechnik 1. Einführung in die Bioverfahrenstechnik [Biomethod technology 1. Introduction to biomethod technology]* (Gustav Fischer Verlag, Stuttgart, 1991)) or in the textbook by Storhas (*Bioreaktoren und periphere Einrichtungen [Bioreactors and peripheral equipment]* (Vieweg Verlag, Braunschweig/Wiesbaden, 1994)).

**[0116]** The culture medium to be used must suitably meet the requirements of the strains in question. Descriptions of culture media for various microorganisms can be found in the textbook "Manual of Methods for General Bacteriology" of the American Society for Bacteriology (Washington D.C., USA, 1981).

**[0117]** As described above, these media which can be employed in accordance with the invention usually comprise one or more carbon sources, nitrogen sources, inorganic salts, vitamins and/or trace elements.

**[0118]** Preferred carbon sources are sugars, such as mono-, di- or polysaccharides. Examples of very good carbon sources are glucose, fructose, mannose, galactose, ribose, sorbose, ribulose, lactose, maltose, sucrose, raffinose, starch or cellulose. Sugars can also be added to the media via complex compounds such as molasses or other by-products from sugar raffination. The addition of mixtures of a variety of carbon sources may also be advantageous. Other possible carbon sources are oils and fats such as, for example, soya oil, sunflower oil, peanut oil and/or coconut fat, fatty acids such as, for example, palmitic acid, stearic acid and/or linoleic acid, alcohols and/or polyalcohols such as, for example, glycerol, methanol and/or ethanol, and/or organic acids such as, for example, acetic acid and/or lactic acid.

**[0119]** Nitrogen sources are usually organic or inorganic nitrogen compounds or materials comprising these compounds. Examples of nitrogen sources comprise ammonia in liquid or gaseous form or ammonium salts such as ammonium sulfate, ammonium chloride, ammonium phosphate, ammonium carbonate or ammonium nitrate, nitrates, urea, amino acids or complex nitrogen sources such as cornsteep liquor, soya meal, soya protein, yeast extract, meat extract and others. The nitrogen sources can be used individually or as a mixture.

**[0120]** Inorganic salt compounds which may be present in the media comprise the chloride, phosphorus and sulfate salts of calcium, magnesium, sodium, cobalt, molybdenum, potassium, manganese, zinc, copper and iron.

**[0121]** Inorganic sulfur-containing compounds such as, for example, sulfates, sulfites, dithionites, tetrathionates, thiosulfates, sulfides, or else organic sulfur compounds such as mercaptans and thiols may be used as sources of sulfur for the production of sulfur-containing fine chemicals, in particular of methionine.

**[0122]** Phosphoric acid, potassium dihydrogen phosphate or dipotassium hydrogen phosphate or the corresponding sodium-containing salts may be used as sources of phosphorus.

**[0123]** Chelating agents may be added to the medium in order to keep the metal ions in solution. Particularly suitable chelating agents comprise dihydroxyphenols such as catechol or protocatechuate and organic acids such as citric acid.

**[0124]** The fermentation media used according to the invention for cultivating microorganisms usually also comprise other growth factors such as vitamins or growth promoters, which include, for example, biotin, riboflavin, thiamine, folic acid, nicotinic acid, panthothenate and pyridoxine. Growth factors and salts are frequently derived from complex media components such as yeast extract, molasses, cornsteep liquor and the like. It is moreover possible to add suitable precursors to the culture medium. The exact composition of the media compounds depends heavily on the particular experiment and is decided upon individually for each specific case. Information on the optimization of media can be found in the textbook "Applied Microbiol. Physiology, A Practical Approach" (Editors P.M. Rhodes, P.F. Stanbury, IRL Press (1997) pp. 53-73, ISBN 0 19 963577 3). Growth media can also be obtained from commercial suppliers, for example Standard 1 (Merck) or BHI (brain heart infusion, DIFCO) and the like.

**[0125]** All media components are sterilized, either by heat (20 min at 1.5 bar and 121 °C) or by filter sterilization. The components may be sterilized either together or, if required, separately. All media components may be present at the start of the cultivation or added continuously or batchwise, as desired.

**[0126]** The culture temperature is normally between 15°C and 45°C, preferably at from 25°C to 40°C, and may be kept constant or altered during the experiment. The pH of the medium should be in the range from 5 to 8.5, preferably around 7.0. The pH for cultivation can be controlled during cultivation by adding basic compounds such as sodium hydroxide, potassium hydroxide, ammonia and aqueous ammonia or acidic compounds such as phosphoric acid or sulfuric acid. Foaming can be controlled by employing antifoams such as, for example, fatty acid polyglycol esters. To maintain the stability of plasmids it is possible to add to the medium suitable substances having a selective effect, for example antibiotics. Aerobic conditions are maintained by introducing oxygen or oxygen-containing gas mixtures such as, for example, ambient air, into the culture. The temperature of the culture is normally 20°C to 45°C and preferably 25°C to 40°C. The culture is continued until formation of the desired product is at a maximum. This aim is normally achieved within 10 hours to 160 hours.

**[0127]** The fermentation broths obtained in this way, in particular those containing polyunsaturated fatty acids, usually contain a dry mass of from 7.5 to 25% by weight.

**[0128]** The fermentation broth can then be methoded further. The biomass may, according to requirement, be removed completely or partially from the fermentation broth by separation methods such as, for example, centrifugation, filtration, decanting or a combination of these methods or be left completely in said broth. It is advantageous to method the biomass after its separation.

**[0129]** However, the fermentation broth can also be thickened or concentrated without separating the cells, using known methods such as, for example, with the aid of a rotary evaporator, thin-film evaporator, falling-film evaporator, by reverse osmosis or by nanofiltration. Finally, this concentrated fermentation broth can be methoded to obtain the fatty acids present therein.

**[0130]** The polynucleotides or polypeptides of the present invention which are involved in the metabolism of lipids and fatty acids, PUFA cofactors and enzymes or in the transport of lipophilic compounds across membranes are used in the method according to the invention for the modulation of the production of PUFAs in transgenic organisms, advantageously in plants, such as maize, wheat, rye, oats, triticale, rice, barley, soybean, peanut, cotton, Linum species such as linseed or flax, Brassica species such as oilseed rape, canola and turnip rape, pepper, sunflower, borage, evening primrose

and Tagetes, Solanaceae plants such as potato, tobacco, eggplant and tomato, Vicia species, pea, cassava, alfalfa, bushy plants (coffee, cacao, tea), Salix species, trees (oil palm, coconut) and perennial grasses and fodder crops, either directly (for example when the overexpression or optimization of a fatty acid biosynthesis protein has a direct effect on the yield, production and/or production efficiency of the fatty acid from modified organisms) and/or can have an indirect effect which nevertheless leads to an enhanced yield, production and/or production efficiency of the PUFAs or a reduction of undesired compounds (for example when the modulation of the metabolism of lipids and fatty acids, cofactors and enzymes leads to modifications of the yield, production and/or production efficiency or the composition of the desired compounds within the cells, which, in turn, can affect the production of one or more fatty acids).

**[0131]** The combination of various precursor molecules and biosynthesis enzymes leads to the production of various fatty acid molecules, which has a decisive effect on lipid composition, since polyunsaturated fatty acids (= PUFAs) are not only incorporated into triacylglycerol but also into membrane lipids.

**[0132]** Brassicaceae, Boraginaceae, Primulaceae, or Linaceae are particularly suitable for the production of PUFAs, for example stearidonic acid, eicosapentaenoic acid and docosahexaenoic acid. Linseed (*Linum usitatissimum*) is especially advantageously suitable for the production of PUFAs with the nucleic acid sequences according to the invention, advantageously, as described, in combination with further desaturases and elongases.

**[0133]** Lipid synthesis can be divided into two sections: the synthesis of fatty acids and their binding to sn-glycerol-3-phosphate, and the addition or modification of a polar head group. Usual lipids which are used in membranes comprise phospholipids, glycolipids, sphingolipids and phosphoglycerides. Fatty acid synthesis starts with the conversion of acetyl-CoA into malonyl-CoA by acetyl-CoA carboxylase or into acetyl-ACP by acetyl transacylase. After a condensation reaction, these two product molecules together form acetoacetyl-ACP, which is converted via a series of condensation, reduction and dehydration reactions so that a saturated fatty acid molecule with the desired chain length is obtained. The production of the unsaturated fatty acids from these molecules is catalyzed by specific desaturases, either aerobically by means of molecular oxygen or anaerobically (regarding the fatty acid synthesis in microorganisms, see F.C. Neidhardt et al. (1996) *E. coli* and *Salmonella*. ASM Press: Washington, D.C., pp. 612-636 and references cited therein; Lengeler et al. (Ed.) (1999) *Biology of Prokaryotes*. Thieme: Stuttgart, New York, and the references therein, and Magnuson, K., et al. (1993) *Microbiological Reviews* 57:522-542 and the references therein). To undergo the further elongation steps, the resulting phospholipid-bound fatty acids must be returned to the fatty acid CoA ester pool from the phospholipids. This is made possible by acyl-CoA:lysophospholipid acyltransferases. Moreover, these enzymes are capable of transferring the elongated fatty acids from the CoA esters back to the phospholipids. If appropriate, this reaction sequence can be traversed repeatedly.

**[0134]** Examples of precursors for the biosynthesis of PUFAs are oleic acid, linoleic acid and linolenic acid. These C<sub>18</sub>-carbon fatty acids must be elongated to C<sub>20</sub> and C<sub>22</sub> in order to obtain fatty acids of the eicosa and docosa chain type. With the aid of the desaturases used in the method, such as the  $\Delta$ 12-,  $\Delta$ 15-,  $\Delta$ 12- and  $\Delta$ 15-,  $\omega$ 3-,  $\Delta$ 4-,  $\Delta$ 5- and  $\Delta$ 6-desaturases and/or the  $\Delta$ 5-,  $\Delta$ 6-elongases, arachidonic acid, eicosapentaenoic acid, docosapentaenoic acid or docosahexaenoic acid, advantageously eicosapentaenoic acid and/or docosahexaenoic acid, can be produced and subsequently employed in various applications regarding foodstuffs, feedstuffs, cosmetics or pharmaceuticals. C<sub>20</sub>- and/or C<sub>22</sub>-fatty acids with at least two, advantageously at least three, four, five or six, double bonds in the fatty acid molecule, preferably C<sub>20</sub>- or C<sub>22</sub>-fatty acids with advantageously four, five or six double bonds in the fatty acid molecule, can be prepared using the abovementioned enzymes. Desaturation may take place before or after elongation of the fatty acid in question. This is why the products of the desaturase activities and of the further desaturation and elongation steps which are possible result in preferred PUFAs with a higher degree of desaturation, including a further elongation from C<sub>20</sub>- to C<sub>22</sub>-fatty acids, to fatty acids such as  $\gamma$ -linolenic acid, dihomo- $\gamma$ -linolenic acid, arachidonic acid, stearidonic acid, eicosatetraenoic acid or eicosapentaenoic acid. Substrates of the desaturases and elongases used in the method according to the invention are C<sub>16</sub>-, C<sub>18</sub>- or C<sub>20</sub>-fatty acids such as, for example, linoleic acid,  $\gamma$ -linolenic acid,  $\alpha$ -linolenic acid, dihomo- $\gamma$ -linolenic acid, eicosatetraenoic acid or stearidonic acid. Preferred substrates are linoleic acid,  $\gamma$ -linolenic acid and/or  $\alpha$ -linolenic acid, dihomo- $\gamma$ -linolenic acid or arachidonic acid, eicosatetraenoic acid or eicosapentaenoic acid. The synthesized C<sub>20</sub>- or C<sub>22</sub>-fatty acids with at least two, three, four, five or six double bonds in the fatty acid are obtained in the method according to the invention in the form of the free fatty acid or in the form of their esters, for example in the form of their glycerides.

**[0135]** The term "glyceride" is understood as meaning a glycerol esterified with one, two or three carboxyl radicals (mono-, di- or triglyceride). "Glyceride" is also understood as meaning a mixture of various glycerides. The glyceride or glyceride mixture may comprise further additions, for example free fatty acids, antioxidants, proteins, carbohydrates, vitamins and/or other substances.

**[0136]** For the purposes of the method according to invention, a "glyceride" is furthermore understood as meaning glycerol derivatives. In addition to the abovedescribed fatty acid glycerides, these also include glycerophospholipids and glyceroglycolipids. Preferred examples which may be mentioned in this context are the glycerophospholipids such as lecithin (phosphatidylcholine), cardiolipin, phosphatidylglycerol, phosphatidylserine and alkylacylglycerophospholipids.

**[0137]** Furthermore, fatty acids must subsequently be translocated to various modification sites and incorporated into

the triacylglycerol storage lipid. A further important step in lipid synthesis is the transfer of fatty acids to the polar head groups, for example by glycerol fatty acid acyltransferase (see Frentzen, 1998, Lipid, 100(4-5):161-166).

**[0138]** Publications on plant fatty acid biosynthesis and on the desaturation, the lipid metabolism and the membrane transport of lipidic compounds, on beta-oxidation, fatty acid modification and cofactors, triacylglycerol storage and triacylglycerol assembly, including the references therein, see the following papers: Kinney, 1997, Genetic Engineering, Ed.: JK Setlow, 19:149-166; Ohlrogge and Browse, 1995, Plant Cell 7:957-970; Shanklin and Cahoon, 1998, Annu. Rev. Plant Physiol. Plant Mol. Biol. 49:611-641; Voelker, 1996, Genetic Engineering, Ed.: JK Setlow, 18:111-13; Gerhardt, 1992, Prog. Lipid R. 31:397-417; Gühnemann-Schäfer & Kindl, 1995, Biochim. Biophys Acta 1256:181-186; Kunau et al., 1995, Prog. Lipid Res. 34:267-342; Stymne et al., 1993, in: Biochemistry and Molecular Biology of Membrane and Storage Lipids of Plants, Ed.: Murata and Somerville, Rockville, American Society of Plant Physiologists, 150-158, Murphy & Ross 1998, Plant Journal. 13(1):1-16.

**[0139]** The PUFAs produced in the method comprise a group of molecules which higher animals are no longer capable of synthesizing and must therefore take up, or which higher animals are no longer capable of synthesizing themselves in sufficient quantities and must therefore take up additional quantities, although they can be synthesized readily by other organisms such as bacteria; for example, cats are no longer capable of synthesizing arachidonic acid.

**[0140]** Phospholipids for the purposes of the invention are understood as meaning phosphatidylcholine, phosphatidylethanolamine, phosphatidylserine, phosphatidylglycerol and/or phosphatidylinositol, advantageously phosphatidylcholine. The terms "production or productivity" are known in the art and encompasses the concentration of the fermentation product (compounds of the formula I) which is formed within a specific period of time and in a specific fermentation volume (for example kg of product per hour per liter). It also comprises the productivity within a plant cell or a plant, that is to say the content of the desired fatty acids produced in the method relative to the content of all fatty acids in this cell or plant. The term "production efficiency" comprises the time required for obtaining a specific production quantity (for example the time required by the cell to establish a certain throughput rate of a fine chemical). The term "yield or product/carbon yield" is known in the art and comprises the efficiency of the conversion of the carbon source into the product (i.e. the fine chemical). This is usually expressed for example as kg of product per kg of carbon source. By increasing the yield or production of the compound, the amount of the molecules obtained of this compound, or of the suitable molecules of this compound obtained, in a specific culture quantity over a specified period of time is increased. The terms "biosynthesis or biosynthetic pathway" are known in the art and comprise the synthesis of a compound, preferably an organic compound, by a cell from intermediates, for example in a multi-step and strongly regulated method. The terms "catabolism or catabolic pathway" are known in the art and comprise the cleavage of a compound, preferably of an organic compound, by a cell to give catabolites (in more general terms, smaller or less complex molecules), for example in a multi-step and strongly regulated method. The term "metabolism" is known in the art and comprises the totality of the biochemical reactions which take place in an organism. The metabolism of a certain compound (for example the metabolism of a fatty acid) thus comprises the totality of the biosynthetic pathways, modification pathways and catabolic pathways of this compound in the cell which relate to this compound.

**[0141]** By employing, in the method according to the invention, the polynucleotides according to the invention and optionally further polynucleotides which code for enzymes of the lipid or fatty acid metabolism it is possible to achieve various advantageous effects. Thus, it is possible to influence the yield, production and/or production efficiency of the polyunsaturated fatty acids in a plant, preferably in an oil crop plant, or in a microorganism. The number or activity of the polypeptides or polynucleotides according to the invention can be increased, so that larger amounts of the gene products and, ultimately, larger amounts of the compounds of the general formula I are produced. A *de novo* synthesis in an organism, which, before the gene(s) in question was/were introduced, had been lacking the activity and ability to biosynthesize the compounds, is also possible. The same applies analogously to the combination with further desaturases or elongases or further enzymes of the fatty acid and lipid metabolism. The use of a variety of divergent sequences, i.e. sequences which differ at the DNA sequence level, may also be advantageous in this context, or else the use of gene expression promoters which makes possible a different gene expression as far as timing is concerned, for example as a function of the degree of maturity of a seed or oil-storing tissue.

**[0142]** By introducing, into an organism, a polynucleotide according to the invention alone or in combination with other genes into a cell it is possible not only to increase the biosynthetic flow towards the end product, but also to increase, or to create *de novo*, the corresponding triacylglycerol composition. Equally, the number or activity of other genes which are required for the import of nutrients for the biosynthesis of one or more fatty acids, oils, polar and/or neutral lipids can be increased, so that the concentration of these precursors, cofactors or intermediates within the cells or within the storage compartment is increased, whereby the ability of the cells to produce PUFAs is further enhanced. By optimizing the activity, or increasing the number, of one or more polynucleotides or polypeptides according to the invention which are involved in the biosynthesis of these compounds, or by destroying the activity of one or more genes which are involved in the degradation of these compounds, it may be possible to increase the yield, production and/or production efficiency of fatty acid and lipid molecules from organisms, in particular from plants. The fatty acids obtained in the method are suitable as starting materials for the chemical synthesis of further products of interest. For example, they

can be used for the preparation of pharmaceuticals, foodstuffs, animal feeds or cosmetics, either alone or in combination with one another.

**[0143]** It can be seen from what has been said above that the invention also relates to a method for the preparation of an oil, lipid or fatty acid composition, comprising the steps of the method according to the invention and the further step of formulating the substance as an oil, lipid or fatty acid composition.

**[0144]** In a preferred embodiment of this method, the oil, lipid or fatty acid composition is formulated further to give a drug, a cosmetic product, a foodstuff, a feedstuff, preferably fish food, or a food supplement.

**[0145]** Finally, the invention relates to the principle of using the polynucleotide, the vector, the host cell, the polypeptide or the transgenic, nonhuman organism of the present invention for the production of an oil, lipid or fatty acid composition. The latter is then preferably to be employed as drug, cosmetic product, foodstuff, feedstuff, preferably fish food, or food supplement.

#### Figures

#### **[0146]**

Figure 1: Sequence alignment of the *O. tauri*  $\Delta 6$ -desaturase (SEQ ID No. 4) with the sequence from *Emiliana huxleyi* (SEQ ID No. 2).

Figure 2: Gas-chromatographic analysis of the feeding of yeasts transformed with pYES2.1/V5-His-TOPO (A) and pYES-SEQ1(Eh) (B). The substance fed was the fatty acid 20:3 $\Delta$ 8,11,14 (C). The  $\Delta 5$ -activity is demonstrated by the appearance of an additional peak with the identity 20:4 $\Delta$ 5,8,11,14 (D).

Figure 3: Plasmid map of the binary construct LJB1589, transformed into *Brassica napus*, for the EPA synthesis in seeds.

Figure 4: Synthetic pathways for PUFAs.

#### Examples

##### Example 1: General cloning methods

**[0147]** The cloning methods such as, for example, restriction cleavages, agarose gel electrophoresis, purification of DNA fragments, transfer of nucleic acids to nitrocellulose and nylon membranes, linkage of DNA fragments, transformation of *Escherichia coli* cells, bacterial cultures and the sequence analysis of recombinant DNA were carried out as described by Sambrook et al. (1989) (Cold Spring Harbor Laboratory Press: ISBN 0-87969-309-6).

##### Example 2: Sequence analysis of recombinant DNA

**[0148]** Recombinant DNA molecules were sequenced with an ABI laser fluorescence DNA sequencer by the method of Sanger (Sanger et al. (1977) Proc. Natl. Acad. Sci. USA74, 5463-5467). Fragments obtained by polymerase chain reaction were sequenced and verified to avoid polymerase errors in constructs to be expressed.

##### Example 3: Lipid extraction from yeasts and plants

**[0149]** The effect of the genetic modification in plants, fungi, algae, ciliates or on the production of a desired compound (such as a fatty acid) can be determined by growing the modified microorganisms or the modified plant under suitable conditions (such as those described above) and analyzing the medium and/or the cellular components for the elevated production of the desired product (i.e. of lipids or a fatty acid). These analytical techniques are known to the skilled worker and comprise spectroscopy, thin-layer chromatography, various types of staining methods, enzymatic and microbiological methods and analytical chromatography such as high-performance liquid chromatography (see, for example, Ullman, Encyclopedia of Industrial Chemistry, Vol. A2, p. 89-90 and p. 443-613, VCH: Weinheim (1985); Fallon, A., et al., (1987) "Applications of HPLC in Biochemistry" in: Laboratory Techniques in Biochemistry and Molecular Biology, Vol. 17; Rehm et al. (1993) Biotechnology, Vol. 3, Chapter III: "Product recovery and purification", p. 469-714, VCH: Weinheim; Belter, P.A., et al. (1988) Bioseparations: downstream methoding for Biotechnology, John Wiley and Sons; Kennedy, J.F., and Cabral, J.M.S. (1992) Recovery methods for biological Materials, John Wiley and Sons; Shaeiwitz, J.A., and Henry, J.D. (1988) Biochemical Separations, in: Ullmann's Encyclopedia of Industrial Chemistry, Vol. B3; Chapter 11, p. 1-27, VCH: Weinheim; and Dechow, F.J. (1989) Separation and purification techniques in biotechnology,

Noyes Publications).

**[0150]** In addition to the abovementioned methods, plant lipids are extracted from plant material as described by Cahoon et al. (1999) Proc. Natl. Acad. Sci. USA 96 (22):12935-12940 and Browse et al. (1986) Analytic Biochemistry 152:141-145. The qualitative and quantitative analysis of lipids or fatty acids is described in Christie, William W., Advances in Lipid Methodology, Ayr/Scotland: Oily Press (Oily Press Lipid Library; 2); Christie, William W., Gas Chromatography and Lipids. A Practical Guide - Ayr, Scotland: Oily Press, 1989, Repr. 1992, IX, 307 pp. (Oily Press Lipid Library; 1); "Progress in Lipid Research", Oxford: Pergamon Press, 1 (1952) - 16 (1977) under the title: Progress in the Chemistry of Fats and Other Lipids CODEN.

**[0151]** In addition to measuring the end product of the fermentation, it is also possible to analyze other components of the metabolic pathways which are used for the production of the desired compound, such as intermediates and by-products, in order to determine the overall production efficiency of the compound. The analytical methods comprise measuring the amount of nutrients in the medium (for example sugars, hydrocarbons, nitrogen sources, phosphate and other ions), measuring the biomass composition and the growth, analyzing the production of conventional metabolites of biosynthetic pathways and measuring gases which are generated during the fermentation. Standard methods for these measurements are described in Applied Microbial Physiology; A Practical Approach, P.M. Rhodes and P.F. Stanbury, Ed., IRL Press, p. 103-129; 131-163 and 165-192 (ISBN: 0199635773) and references cited therein.

**[0152]** One example is the analysis of fatty acids (abbreviations: FAME, fatty acid methyl ester; GC-MS, gas liquid chromatography/mass spectrometry; TAG, triacylglycerol; TLC, thin-layer chromatography).

**[0153]** Unambiguous proof for the presence of fatty acid products can be obtained by analyzing recombinant organisms using standard analytical methods: GC, GC-MS or TLC, as described on several occasions by Christie and the references therein (1997, in: Advances on Lipid Methodology, Fourth Edition: Christie, Oily Press, Dundee, 119-169; 1998, Gaschromatographie-Massenspektrometrie-Verfahren [Gas chromatography/mass spectrometry methods], Lipide 33:343-353).

**[0154]** The material to be analyzed can be disrupted by sonication, grinding in a glass mill, liquid nitrogen and grinding or via other applicable methods. After disruption, the material must be centrifuged. The sediment is resuspended in distilled water, heated for 10 minutes at 100°C, cooled on ice and recentrifuged, followed by extraction for one hour at 90°C in 0.5 M sulfuric acid in methanol with 2% dimethoxypropane, which leads to hydrolyzed oil and lipid compounds, which give transmethylated lipids. These fatty acid methyl esters are extracted in petroleum ether and finally subjected to a GC analysis using a capillary column (Chrompack, WCOT Fused Silica, CP-Wax-52 CB, 25 microM, 0.32 mm) at a temperature gradient of between 170°C and 240°C for 20 minutes and 5 minutes at 240°C. The identity of the resulting fatty acid methyl esters must be defined using standards which are available from commercial sources (i.e. Sigma).

Example 4: Cloning a desaturase gene from the alga *Emiliana huxleyi*

**[0155]** A sequence database of *Emiliana huxleyi* was searched using the known sequence of the *Ostreococcus tauri*  $\Delta 6$ -desaturase (Domergue et al. (2005) Biochem J. 389(Pt 2):483-90, SEQ ID No. 3). It was possible to identify a sequence with homology to the amino acid sequence of the *Ostreococcus tauri*  $\Delta 6$ -desaturase (SEQ ID No. 4). The sequence was elongated in the 5' and 3' direction by means of RACE-PCR (Clontech, USA) following the manufacturer's instructions (SEQ ID No. 1), and the coding amino acid sequence (SEQ ID No. 2) checked with the amino acid sequence of the *Ostreococcus tauri*  $\Delta 6$ -desaturase (SEQ ID No. 4) in a sequence alignment (Fig. 1). According to ClustalW, the sequence alignment gives a sequence identity of 41 %. Other amino acid sequences such as, for example, the *Mortierella alpina* d5-desaturase (WO2000/012720) show 22% identity.

**[0156]** To characterize the functions of SEQ ID No. 1 and of the corresponding amino acid sequence, the open reading frame of the DNA was cloned downstream of the galactose-inducible GAL1 promoter of pYES2.1/V5-His-TOPO (Invitrogen), giving rise to the plasmid pYES-SEQ1(Eh). This plasmid was then transformed into the yeast strain INVSC-1 (Invitrogen) following the manufacturer's instructions and selected on plates with DOB-U agar on the basis of uracil auxotrophism. Positive colonies were identified by PCR. To this end, in each case 1  $\mu$ l of defrosted cells, 200  $\mu$ M dNTPs, 2.5 U *Taq* polymerase and 100 pmol of each primer were used to carry out in a total volume of 50  $\mu$ l. The PCR conditions are as follows: first denaturation at 95°C for 5 minutes, followed by 30 cycles of 30 seconds at 94°C, 1 minute at 55°C and 2 minutes at 72°C, and a last elongation step for 10 minutes at 72°C. In parallel, the empty vector pYES2.1/V5-His-TOPO was transformed in the abovedescribed manner into competent yeast cells of the strain INVSC-1. Yeast cells with the plasmids pYES-SEQ1(Eh) were incubated for 12 h in liquid DOB-U medium at 28°C, 200 rpm, and then for a further 12 h in induction medium (DOB-U+2% (w/v) galactose + 2% (w/v) raffinose) and 250  $\mu$ M of fatty acids added to the medium. The specificity and activity of the gene to be characterized can be determined with reference to the added fatty acids.

**[0157]** Yeasts which have been transformed with the plasmids pYES2/V5-His-TOPO or pYES-SEQ1 (Eh) were analyzed as follows:

**[0158]** The yeast cells from the main cultures were harvested by centrifugation (100 x g, 5 min, 20°C) and washed

## EP 2 281 051 B1

with 100 mM NaHCO<sub>3</sub>, pH 8.0 to remove residual medium and fatty acids. Starting with the yeast cell sediments, fatty acid methyl esters (FAMES) were prepared by acid methanolysis. To this end, the cell sediments were incubated for one hour at 80°C together with 2 ml of 1 N methanolic sulfuric acid and 2% (v/v) of dimethoxypropane. The FAMES were extracted twice with petroleum ether (PE). To remove nonderivatized fatty acids, the organic phases were washed in each case once with 2 ml of 100 mM NaHCO<sub>3</sub> pH 8.0 and 2 ml of distilled water. Thereafter, the PE phases were dried with Na<sub>2</sub>SO<sub>4</sub>, evaporated under argon and taken up in 100 µl of PE. The samples were separated on a DB-23 capillary column (30 m, 0.25 mm, 0.25 µm, Agilent) in a Hewlett-Packard 6850 gas chromatograph equipped with flame ionization detector. The conditions for the GLC analysis were as follows: the oven temperature was programmed from 50°C to 250°C with an increment of 5°C/min and finally 10 min at 250°C (holding).

**[0159]** The signals are identified by comparing the retention times with corresponding fatty acid standards (Sigma). The methodology is described for example in Napier and Michaelson, 2001, *Lipids*. 36(8):761-766; Sayanova et al., 2001, *Journal of Experimental Botany*. 52(360):1581-1585, Sperling et al., 2001, *Arch. Biochem. Biophys.* 388(2):293-298 and Michaelson et al., 1998, *FEBS Letters*. 439(3):215-218.

### Activity and substrate determination of the desaturases identified

**[0160]** The substrate specificity of SEQ ID No. 1 was determined after expression and feeding of various fatty acids. Surprisingly, only 20:3Δ8,11,14 and 20:4Δ8,11,14,17 of the fed substrates were converted. Thus, the coding sequence SEQ ID No. 1 has Δ5-desaturase activity and is hereinbelow referred to as d5Des(Eh). The specific conversion of the fatty acids fed is shown in fig. 2. After 48 h, 65-70% of the fed fatty acid is converted into the product, the conversion rate being calculated using the following formula:

$$\text{Conversion rate in \%} = [\text{product quantity}/\text{substrate quantity} + \text{product quantity}] * 100$$

**[0161]** The percentage of the converted fatty acid in the total fatty acids is 7-8%. The converted fatty acid is distributed to in each case 9% to the lipids phosphatidylethanolamine, phosphatidylinositol and phosphatidylserine. The lipid phosphatidylcholin only accounts for 2%. The remaining fatty acids are found in the neutral lipids. The fact that only little of the product of the d5Des(Eh) is accumulated in phosphatidylcholine, in combination with the distribution to a multiplicity of further lipid classes, shows the coenzyme A specificity of d5Des(Eh).

### Example 7: Production of transgenic plants for the production of long-chain polyunsaturated fatty acids

**[0162]** To produce long-chain polyunsaturated fatty acids in plants, various genes of the metabolic pathway are combined on a binary vector. To produce the fatty acid arachidonic acid (20:4Δ5,8,11,14), genes as described in table 1 were combined. Analogously, genes as described in Table 2 were combined for the production of the fatty acid eicosapentaenoic acid (20:5Δ5,8,11,14,17). Analogously, the genes as described in Table 3 were combined for producing the fatty acid docosahexaenoic acid (22:6Δ4,7,10,13,16,19).

Table 1: Gene combination for the production of arachidonic acid

Genes	Activity	SEQ ID No.
D6Des(Pir)	Δ6-desaturase	5
D6Elo(Pp)	Δ6-elongase	7
D5Des(Eh)	Δ5-desaturase	1
D12Des(Ps)	Δ12-desaturase	9

Table 2: Gene combination for the production of eicosapentaenoic acid

Genes	Activity	SEQ ID No.
D6Des(Pir)	Δ6-desaturase	5
D6Elo(Pp)	Δ6-elongase	7
D5Des(Eh)	Δ5-desaturase	1

## EP 2 281 051 B1

(continued)

Genes	Activity	SEQ ID No.
$\omega$ 3-Des(Pi)	omega 3-desaturase	11
D12Des(Ps)	$\Delta$ 12-desaturase	9
D15Des(Perf)	$\Delta$ 15-desaturase	13

Table 3: Gene combination for the production of docosahexaenoic acid

Genes	Activity	SEQ ID No.
D6Des(Pir)	$\Delta$ 6-desaturase	5
D6Elo(Pp)	$\Delta$ 6-elongase	7
D5Des(Eh)	$\Delta$ 5-desaturase	1
$\omega$ 3-Des(Pi)	omega 3-desaturase	11
D12Des(Ps)	$\Delta$ 12-desaturase	9
D15Des(Perf)	$\Delta$ 15-desaturase	13
D5Elo(Ot)	$\Delta$ 5-elongase	15
D4Des(Tc)	$\Delta$ 4-desaturase	17

**[0163]** Further transformation vectors based on pSUN-USP were generated for the transformation of plants. To this end, NotI cleavage sites were introduced at the 5' and at the 3' end of the coding sequence, using the following primer pairs (see Table 7).

Composition of the PCR mix (50  $\mu$ l):

**[0164]**

5.00  $\mu$ l template cDNA  
 5.00  $\mu$ l 10x buffer (Advantage polymerase) + 25mM MgCl<sub>2</sub>  
 5.00  $\mu$ l 2mM dNTP  
 1.25  $\mu$ l of each primer (10 pmol/ $\mu$ L)  
 0.50  $\mu$ l Advantage polymerase

**[0165]** The Advantage polymerase from Clontech is employed.

PCR reaction conditions:

**[0166]**

Annealing temperature: 1 min 55°C  
 Denaturation temperature: 1 min 94°C  
 Elongation temperature: 2 min 72°C  
 Number of cycles: 35

Table 7: Primer sequences (for cloning transformation vectors based on pSUN-USP)

Gene	Primer	SEQ ID No.
D6-Des(Pir)	Fwd: gcggccgcgccatggtggacctaagcctgg	18
	Rvs: gcggccgttacatcgctgggaactcgg	19
D5-Des(Eh)	Fwd: gcggccgcgccatgtcattggctgctaagatg	20



EP 2 281 051 B1

(continued)

Gene	Primer	SEQ ID No.
	Rvs: gcggccgtcaatgacctgtaactctaac	21
O3-Des(Pi)	Fwd: gcggccgcgccatggcgacgaaggaggcgta Rvs: gcggccgcgttacgtggacttgcttgcc	22 23
D6-Elo(Pp)	Fwd: gcggccgcgccatggaggtcgtggagagattc Rvs: gcggccgcgtcactcagtttagctccc	24 25
D12Des(Ps)	Fwd: gcggccgcgccatggcgatcctgaaccggag Rvs: gcggccgccttagagctgttctgtagaag	26 27
D15Des(Perf)	Fwd: gcggccgcgccatggcgtttctccggtgc Rvs: gcggccgcctaataatcttttgaaggaaag	28 29
D5Elo(Ot)	Fwd: gcggccgcgccatgagcgctccggtgcgctg Rvs: gcggccgcgttagtcaattttc	30 31
D4Des(Tc)	Fwd: gcggccgcgccatgacggctcggctacgacgag Rvs: gcggccgcgtcaggcagcgcgtgccagg	32 33

**[0167]** The PCR products were incubated with the restriction enzyme NotI for 4 h at 37°C. The plant expression vector pSUN300-USP is incubated in the same manner. Thereafter, the PCR products and the 7624 bp vector are separated by agarose gel electrophoresis, and the corresponding DNA fragments are excised. The DNA is purified by means of the Qiagen gel purification kit, following the manufacturer's instructions. Thereafter, vector and PCR products are ligated. The Rapid Ligation kit from Roche is used for this purpose. The plasmids generated are verified by sequencing.

**[0168]** pSUN300 is a derivative of the plasmid pPZP (Hajdukiewicz, P, Svab, Z, Maliga, P., (1994) The small versatile pPZP family of Agrobacterium binary vectors for plant transformation. Plant Mol Biol 25:989-994). pSUN-USP originated from pSUN300, by inserting a USP promoter into pSUN300 in the form of an EcoRI fragment. The polyadenylation signal is the OCS gene from the A. tumefaciens Ti plasmid (ocs-Terminator, Genbank Accession V00088) (De Greve, H., Dhaese, P., Seurinck, J., Lemmers, M., Van Montagu, M. and Schell, J. Nucleotide sequence and transcript map of the Agrobacterium tumefaciens Ti plasmid-encoded octopine synthase gene J. Mol. Appl. Genet. 1 (6), 499-511 (1982). The USP promoter corresponds to nucleotides 1 to 684 (Genbank Accession X56240), where part of the noncoding region of the USP gene is present in the promoter. The promoter fragment which is 684 base pairs in size was amplified by a PCR reaction using standard methods with the aid of a synthesized primer and by means of a commercially available T7 standard primer (Stratagene).

(Primer sequence:

5'-GTCGACCCGCGGACTAGTGGGCCCTCTAGACCCGGGGGATCC  
GGATCTGCTGGCTATGAA-3') [SEQ ID NO. 82].

**[0169]** The PCR fragment was recut with EcoRI/SalI and inserted into the vector pSUN300 with OCS terminator. This gave rise to the plasmid named pSUN-USP, which can be employed for transforming plants by means of *Agrobacterium tumefaciens*.

a) Generation of transgenic oilseed rape plants (modified method of Moloney et al., 1992, Plant Cell Reports, 8:238-242)

**[0170]** To generate transgenic oilseed rape plants, binary vectors such as the pSUN plasmids described hereinabove or, by way of example, the derivative LJB1589 (SEQ ID No. 34, plasmid map in fig. 3) with the relevant gene combinations were transformed into *Agrobacterium tumefaciens* C58C1:SHA001 (Deblaere et al, 1984, Nucl. Acids. Res. 13, 4777-4788). A 1:50 dilution of an overnight culture of a positively transformed agrobacterial colony in Murashige-Skoog medium (Murashige and Skoog 1962 Physiol. Plant. 15, 473) supplemented with 3% sucrose (3MS medium) was used for transforming oilseed rape plants (cv. Kumily, Swalöf Weibul, Sweden). Petioles or hypocotyls of freshly germinated sterile oilseed rape plants (in each case approx. 1 cm<sup>2</sup>) were incubated with a 1:50 agrobacterial dilution for 5-10 minutes in a Petri dish. This was followed by 3 days of incubation in the dark at 25°C on 3MS medium supplemented with 0.8% Bacto agar. After 3 days, the cultivation was continued with 16 hours light/8 hours dark and was continued, in a

## EP 2 281 051 B1

1-week rhythm, on MS medium supplemented with 500 mg/l Claforan (cefotaxim-sodium), 50 mg/l Kanamycin, 20 microM benzylaminopurine (BAP) and 1.6 g/l glucose. Growing shoots were transferred to MS medium supplemented with 2% sucrose, 250 mg/l Claforan and 0.8% Bacto agar. If no roots had formed after three weeks, the growth hormone 2-indolebutyric acid was added to the medium to promote rooting.

5 **[0171]** Regenerated shoots were obtained on 2MS medium supplemented with kanamycin and Claforan, transferred into soil once rooted, and after cultivation for two weeks grown in a controlled-environment cabinet or in a greenhouse, flowering was induced, mature seeds were harvested and analyzed for expression of the desaturase or elongase genes by means of lipid analyses as described by way of example in Qiu et al. 2001, J. Biol. Chem. 276, 31561-31566.

10 b) Generation of transgenic linseed plants

**[0172]** Transgenic linseed plants can be generated for example by the method of Bell et al., 1999, In Vitro Cell. Dev. Biol.-Plant. 35(6):456-465 by means of particle bombardment. Agrobacterial-mediated transformations can be effected for example as described by Mlynarova et al. (1994), Plant Cell Report 13: 282-285.

15

### SEQUENCE LISTING

#### **[0173]**

20

<110> BASF PLANT SCIENCE GMBH

<120> Deasaturase and method for the production of polyunsaturated fatty acids  
in transgenic organisms

25

<130> BPS65606PC

<160> 35

<170> PatentIn version 3.5

30

<210> 1

<211> 1368

<212> DNA

<213> *Emiliana huxleyi*

35

<400> 1

40

45

50

55

EP 2 281 051 B1

atgtcattgg ctgctaaaga tgcagcctcg gccactcat ccgtcttggg ccctaagtat 60  
 cacggagcta caaataagtc aagaactgat gcagcagacc ttacagttag ttctatcgac 120  
 5 acttctaagg agatgatcat aaggggtcgt gtgtatgatg tctctgattt tattaaaagg 180  
 caccgggag gaagcattat taaactctcc ttaggttctg atgcaacaga cgcttataac 240  
 aacttccata ttaggtctaa aaaagcggat aaaatgttga gagctttgcc aagtaggcca 300  
 10 gtagcggatg gattcgtag agacgctttg tctgcagact tcgaggccct gagagcccaa 360  
 ctcgaggccg aaggttactt cgaaccgaat ctgtggcatg tagcttatcg agttgcggaa 420  
 gtcgttgcta tgtactgggc gggattaga cttatctggg cgggttattg gtttttagga 480  
 15 gccattgtag caggaatagc tcaggggaga tgcggttggc ttcagcatga ggggtgtcat 540  
 tattcgctca caggtaatat taaacttgat cgacacatgc aaatgattat ctatggatta 600  
 ggttgcggaa tgtccggtt tttattggaga aaccaacata acaagcacca tgcgacaccg 660  
 20 caaaagttgg gtgcagatcc agaccttcaa acaatgcctc tggttgcggt ccatggactc 720  
 atcggtgcta aggctagggg agcaggaaag tcgtggctag catggcaagc tccacttttc 780  
 tttggaggcg ttatcacaac cctggtatct tttggttggc agttcgtcca acatccaaag 840  
 25 cacgattga gagtaggaaa ccaactcga ttaggctata tggctttacg atatgcttta 900  
 tggatgcag cattcgggtca tcttgggctt ggtggtgctt tcagattgta cgctttttat 960  
 gtggcagtcg gaggtacata tatcttcacg aactttgcgg tgtctcacac acataaggat 1020  
 30 gttgttccac acgataagca ttttcttgg accttgatt ctgcaaacca taccactaat 1080  
 caatctaaca cacctctagt caattggtg atggcctatc tgaattttca aattgaacat 1140  
 caccttttcc ctagcatgcc acaatataac catcctaaaa tctgcggaag agtgaacaa 1200  
 35 ttgtttgaaa aacatggcgt agagtacgat gtcagaactt acgcgaagtc aatgcgtgat 1260  
 acatacgtga atctcttggc tgtgggaaat gcatctcatt cccttcatca gagaaacgag 1320  
 ggattaacga ctagggagtc tgcggctggt agagttacag gtcattga 1368

40 <210> 2  
 <211> 455  
 <212> PRT  
 <213> Emiliana huxleyi

45 <400> 2

50

55

EP 2 281 051 B1

1 Met Ser Leu Ala Ala Lys Asp Ala Ala Ser Ala His Ser Ser Val Leu  
 5 Asp Pro Lys Tyr His Gly Ala Thr Asn Lys Ser Arg Thr Asp Ala Ala  
 10 Asp Leu Thr Val Ser Ser Ile Asp Thr Ser Lys Glu Met Ile Ile Arg  
 15 Gly Arg Val Tyr Asp Val Ser Asp Phe Ile Lys Arg His Pro Gly Gly  
 20 Ser Ile Ile Lys Leu Ser Leu Gly Ser Asp Ala Thr Asp Ala Tyr Asn  
 25 Asn Phe His Ile Arg Ser Lys Lys Ala Asp Lys Met Leu Arg Ala Leu  
 30 Pro Ser Arg Pro Val Ala Asp Gly Phe Ala Arg Asp Ala Leu Ser Ala  
 35 Asp Phe Glu Ala Leu Arg Ala Gln Leu Glu Ala Glu Gly Tyr Phe Glu  
 40 Pro Asn Leu Trp His Val Ala Tyr Arg Val Ala Glu Val Val Ala Met  
 45 Tyr Trp Ala Gly Ile Arg Leu Ile Trp Ala Gly Tyr Trp Phe Leu Gly  
 50 Ala Ile Val Ala Gly Ile Ala Gln Gly Arg Cys Gly Trp Leu Gln His  
 55 Glu Gly Gly His Tyr Ser Leu Thr Gly Asn Ile Lys Leu Asp Arg His  
 60 Met Gln Met Ile Ile Tyr Gly Leu Gly Cys Gly Met Ser Gly Cys Tyr  
 65 Trp Arg Asn Gln His Asn Lys His His Ala Thr Pro Gln Lys Leu Gly  
 70 Ala Asp Pro Asp Leu Gln Thr Met Pro Leu Val Ala Phe His Gly Leu  
 75 Ile Gly Ala Lys Ala Arg Gly Ala Gly Lys Ser Trp Leu Ala Trp Gln  
 80 Ala Pro Leu Phe Phe Gly Gly Val Ile Thr Thr Leu Val Ser Phe Gly

EP 2 281 051 B1

	260					265					270					
5	Trp	Gln	Phe	Val	Gln	His	Pro	Lys	His	Ala	Leu	Arg	Val	Gly	Asn	Gln
			275					280					285			
	Leu	Glu	Leu	Gly	Tyr	Met	Ala	Leu	Arg	Tyr	Ala	Leu	Trp	Tyr	Ala	Ala
		290					295					300				
10	Phe	Gly	His	Leu	Gly	Leu	Gly	Gly	Ala	Phe	Arg	Leu	Tyr	Ala	Phe	Tyr
	305					310					315					320
	Val	Ala	Val	Gly	Gly	Thr	Tyr	Ile	Phe	Thr	Asn	Phe	Ala	Val	Ser	His
15					325					330					335	
	Thr	His	Lys	Asp	Val	Val	Pro	His	Asp	Lys	His	Ile	Ser	Trp	Thr	Leu
				340					345					350		
20	Tyr	Ser	Ala	Asn	His	Thr	Thr	Asn	Gln	Ser	Asn	Thr	Pro	Leu	Val	Asn
			355					360					365			
	Trp	Trp	Met	Ala	Tyr	Leu	Asn	Phe	Gln	Ile	Glu	His	His	Leu	Phe	Pro
25		370					375					380				
	Ser	Met	Pro	Gln	Tyr	Asn	His	Pro	Lys	Ile	Cys	Gly	Arg	Val	Lys	Gln
	385					390					395					400
30	Leu	Phe	Glu	Lys	His	Gly	Val	Glu	Tyr	Asp	Val	Arg	Thr	Tyr	Ala	Lys
					405					410					415	
	Ser	Met	Arg	Asp	Thr	Tyr	Val	Asn	Leu	Leu	Ala	Val	Gly	Asn	Ala	Ser
35				420					425					430		
	His	Ser	Leu	His	Gln	Arg	Asn	Glu	Gly	Leu	Thr	Thr	Arg	Glu	Ser	Ala
			435					440					445			
40	Ala	Val	Arg	Val	Thr	Gly	His									
		450					455									

<210> 3

45 <211> 1371

<212> DNA

<213> *Ostreococcus tauri*

50 <400> 3

55

EP 2 281 051 B1

atgtgtgttg agaccgagaa caacgatgga atccctactg tggagatcgc tttcgatgga 60  
 gagagagaaa gagctgaggc taacgtgaag ttgtctgctg agaagatgga acctgctgct 120  
 5 ttggctaaga ccttcgctag aagatacgtg gttatcgagg gagttgagta cgatgtgacc 180  
 gatttcaaac atcctggagg aaccgtgatt ttctacgctc tctctaacac tggagctgat 240  
 gctactgagg ctttcaagga gttccaccac agatctagaa aggctaggaa ggctttggct 300  
 10 gctttgcctt ctagacctgc taagaccgct aaagtggatg atgctgagat gctccaggat 360  
  
 ttcgctaagt ggagaaagga gttggagagg gacggattct tcaagccttc tcctgctcat 420  
 15 gttgcttaca gattcgctga gttggctgct atgtacgctt tgggaacctc cttgatgtac 480  
 gctagatacg ttgtgtcctc tgtgttggtt tacgcttgct tcttcggagc tagatgtgga 540  
 tgggttcaac atgagggagg acattcttct ttgaccggaa acatctggtg ggataagaga 600  
 20 atccaagctt tcaactgctgg attcggattg gctggatctg gagatatgtg gaactccatg 660  
 cacaacaagc accatgctac tcctcaaaaa gtgaggcacg atatggattt ggataccact 720  
 cctgctgttg ctttcttcaa caccgctgtg gaggataata gacctagggg attctctaag 780  
 25 tactggctca gattgcaagc ttggaccttc attcctgtga cttctggatt ggtgttgctc 840  
 ttctggatgt tcttcctcca tccttctaag gctttgaagg gaggaaagta cgaggagctt 900  
 gtgtggatgt tggctgctca tgtgattaga acctggacca ttaaggctgt tactggattc 960  
 30 accgctatgc aatcctacgg actcttcttg gctacttctt gggtttccgg atgctacttg 1020  
 ttcgctcact tcttacttc tcacacccat ttggatggtg ttcctgctga tgagcatttg 1080  
 tcttgggta ggtacgctgt ggatcacacc attgatatcg atccttctca gggatgggtt 1140  
 35 aactggttga tgggatactt gaactgcca gtgattcatc acctcttccc ttctatgcct 1200  
 caattcagac aacctgaggt gtccagaaga ttcgttgctt tcgctaagaa gtggaacctc 1260  
 aactacaagg tgatgactta tgctggagct tggaaggcta ctttgggaaa cctcgataat 1320  
 40 gtgggaaagc actactacgt gcacggacaa cattctggaa agaccgcttg a 1371

<210> 4

<211> 456

<212> PRT

45 <213> *Ostreococcus tauri*

<400> 4

50

55

EP 2 281 051 B1

1 Met Cys Val Glu Thr Glu Asn Asn Asp Gly Ile Pro Thr Val Glu Ile  
 5 Ala Phe Asp Gly Glu Arg Glu Arg Ala Glu Ala Asn Val Lys Leu Ser  
 10 Ala Glu Lys Met Glu Pro Ala Ala Leu Ala Lys Thr Phe Ala Arg Arg  
 Tyr Val Val Ile Glu Gly Val Glu Tyr Asp Val Thr Asp Phe Lys His  
 15 Pro Gly Gly Thr Val Ile Phe Tyr Ala Leu Ser Asn Thr Gly Ala Asp  
 20 Ala Thr Glu Ala Phe Lys Glu Phe His His Arg Ser Arg Lys Ala Arg  
 Lys Ala Leu Ala Ala Leu Pro Ser Arg Pro Ala Lys Thr Ala Lys Val  
 25  
 30  
 35  
 40  
 45  
 50  
 55

EP 2 281 051 B1

Asp Asp Ala Glu Met Leu Gln Asp Phe Ala Lys Trp Arg Lys Glu Leu  
 115 120 125  
 5 Glu Arg Asp Gly Phe Phe Lys Pro Ser Pro Ala His Val Ala Tyr Arg  
 130 135 140  
 10 Phe Ala Glu Leu Ala Ala Met Tyr Ala Leu Gly Thr Tyr Leu Met Tyr  
 145 150 155 160  
 Ala Arg Tyr Val Val Ser Ser Val Leu Val Tyr Ala Cys Phe Phe Gly  
 165 170 175  
 15 Ala Arg Cys Gly Trp Val Gln His Glu Gly Gly His Ser Ser Leu Thr  
 180 185 190  
 20 Gly Asn Ile Trp Trp Asp Lys Arg Ile Gln Ala Phe Thr Ala Gly Phe  
 195 200 205  
 Gly Leu Ala Gly Ser Gly Asp Met Trp Asn Ser Met His Asn Lys His  
 210 215 220  
 25 His Ala Thr Pro Gln Lys Val Arg His Asp Met Asp Leu Asp Thr Thr  
 225 230 235  
 30 Pro Ala Val Ala Phe Phe Asn Thr Ala Val Glu Asp Asn Arg Pro Arg  
 245 250 255  
 Gly Phe Ser Lys Tyr Trp Leu Arg Leu Gln Ala Trp Thr Phe Ile Pro  
 260 265 270  
 35 Val Thr Ser Gly Leu Val Leu Leu Phe Trp Met Phe Phe Leu His Pro  
 275 280 285  
 40 Ser Lys Ala Leu Lys Gly Gly Lys Tyr Glu Glu Leu Val Trp Met Leu  
 290 295 300  
 Ala Ala His Val Ile Arg Thr Trp Thr Ile Lys Ala Val Thr Gly Phe  
 305 310 315 320  
 45 Thr Ala Met Gln Ser Tyr Gly Leu Phe Leu Ala Thr Ser Trp Val Ser  
 325 330 335  
 Gly Cys Tyr Leu Phe Ala His Phe Ser Thr Ser His Thr His Leu Asp  
 340 345 350  
 50 Val Val Pro Ala Asp Glu His Leu Ser Trp Val Arg Tyr Ala Val Asp  
 355 360 365  
 55 His Thr Ile Asp Ile Asp Pro Ser Gln Gly Trp Val Asn Trp Leu Met  
 370 375 380



EP 2 281 051 B1

5 Gly Tyr Leu Asn Cys Gln Val Ile His His Leu Phe Pro Ser Met Pro  
385 390 395 400

5 Gln Phe Arg Gln Pro Glu Val Ser Arg Arg Phe Val Ala Phe Ala Lys  
405 410 415

10 Lys Trp Asn Leu Asn Tyr Lys Val Met Thr Tyr Ala Gly Ala Trp Lys  
420 425 430

15 Ala Thr Leu Gly Asn Leu Asp Asn Val Gly Lys His Tyr Tyr Val His  
435 440 445

20 Gly Gln His Ser Gly Lys Thr Ala  
450 455

<210> 5

<211> 1380

20 <212> DNA

<213> Pythium irregulare

<400> 5

25

30

35

40

45

50

55

EP 2 281 051 B1

atggtggacc tcaagcctgg agtgaagcgc ctggtgagct ggaaggagat ccgcgagcac 60  
 gcgacgcccg cgaccgctg gatcgtgatt caccacaagg tctacgacat ctccaagtgg 120  
 5 gactcgcacc cgggtggctc cgtgatgctc acgcaggccg gcgaggacgc cacggacgcc 180  
 TTCGCGGTCT TCCACCCGTC CTCGGCGCTC AAGCTGCTCG AGCAGTTCTA CGTCGGCGAC 240  
 gtggacgaaa cctccaaggc cgagatcgag ggggagccgg cgagcgacga ggagcgcgcg 300  
 10 CGCCGCGAGC GCATCAACGA GTTCATCGCG TCCTACCGCC GTCTGCGCGT CAAGGTCAAG 360  
 ggcatggggc tctacgacgc cagcgcgctc tactacgctg ggaagctcgt gagcacgttc 420  
 ggcatcgcgg tgctctcgat ggcgatctgc ttcttcttca acagtttcgc catgtacatg 480  
 15 gtcgccggcg tgattatggg gctcttctac cagcagtccg gatggctggc gcacgacttc 540  
 ttgcacaacc aggtgtgcga gaaccgcacg ctcggcaacc ttatcggtcg cctcgtgggc 600  
 aacgcctggc agggcttcag catgcagtgg tggagaaca agcacaacct gcaccacgcg 660  
 20 gtgccgaacc tgcacagcgc caaggacgag ggcttcatcg gcgacccgga catcgacacc 720  
 atgccgctgc tggcgtggtc taaggagatg gcgcgcaagg cgttcgagtc ggcgcacggc 780  
 ccgttcttca tccgcaacca ggcgttctta tacttcccgc tgctgctgct cgcgcgcctg 840  
 25 agctggctcg cgcagtcggt cttctacgtg ttcaccgagt tctcgttcgg catcttcgac 900  
 aaggtcgagt tcgacggacc ggagaaggcg ggtctgatcg tgcactacat ctggcagctc 960  
 gcgatcccgt acttctgcaa catgagcctg tttgagggcg tggcatactt cctcatgggc 1020  
 30 caggcgtcct gcggcttgct cctggcgctg gtgttcagta ttggccacaa cggcatgctg 1080  
 gtgtacgagc gcgaaaccaa gccggacttc tggcagctgc aggtgaccac gacgcgcaac 1140  
 atccgcgcgt cggtattcat ggactggttc accggtggct tgaactacca gatcgaccat 1200  
 35 cacctgttcc cgctcgtgcc gcgccacaac ttgccaaagg tcaacgtgct catcaagtcg 1260  
 ctatgcaagg agttcgacat cccgttccac gagaccggct tctgggaggg catctacgag 1320  
 40 gtcgtggacc acctggcgga catcagcaag gaatttatca ccgagttccc agcgatgtaa 1380

<210> 6

<211> 459

<212> PRT

45 <213> Pythium irregulare

<400> 6

50

55

EP 2 281 051 B1

Met Val Asp Leu Lys Pro Gly Val Lys Arg Leu Val Ser Trp Lys Glu  
 1 5 10 15  
 5 Ile Arg Glu His Ala Thr Pro Ala Thr Ala Trp Ile Val Ile His His  
 20 25 30  
 Lys Val Tyr Asp Ile Ser Lys Trp Asp Ser His Pro Gly Gly Ser Val  
 35 40 45  
 10 Met Leu Thr Gln Ala Gly Glu Asp Ala Thr Asp Ala Phe Ala Val Phe  
 50 55 60  
 15 His Pro Ser Ser Ala Leu Lys Leu Leu Glu Gln Phe Tyr Val Gly Asp  
 65 70 75 80  
 Val Asp Glu Thr Ser Lys Ala Glu Ile Glu Gly Glu Pro Ala Ser Asp  
 85 90 95  
 20 Glu Glu Arg Ala Arg Arg Glu Arg Ile Asn Glu Phe Ile Ala Ser Tyr  
 100 105 110  
 25 Arg Arg Leu Arg Val Lys Val Lys Gly Met Gly Leu Tyr Asp Ala Ser  
 115 120 125  
 Ala Leu Tyr Tyr Ala Trp Lys Leu Val Ser Thr Phe Gly Ile Ala Val  
 130 135 140  
 30 Leu Ser Met Ala Ile Cys Phe Phe Phe Asn Ser Phe Ala Met Tyr Met  
 145 150 155 160  
 35 Val Ala Gly Val Ile Met Gly Leu Phe Tyr Gln Gln Ser Gly Trp Leu  
 165 170 175  
 Ala His Asp Phe Leu His Asn Gln Val Cys Glu Asn Arg Thr Leu Gly  
 180 185 190  
 40 Asn Leu Ile Gly Cys Leu Val Gly Asn Ala Trp Gln Gly Phe Ser Met  
 195 200 205  
 45 Gln Trp Trp Lys Asn Lys His Asn Leu His His Ala Val Pro Asn Leu  
 210 215 220  
 50 His Ser Ala Lys Asp Glu Gly Phe Ile Gly Asp Pro Asp Ile Asp Thr  
 225 230 235 240

55

EP 2 281 051 B1

Met Pro Leu Leu Ala Trp Ser Lys Glu Met Ala Arg Lys Ala Phe Glu  
 245 250 255

5 Ser Ala His Gly Pro Phe Phe Ile Arg Asn Gln Ala Phe Leu Tyr Phe  
 260 265 270

10 Pro Leu Leu Leu Leu Ala Arg Leu Ser Trp Leu Ala Gln Ser Phe Phe  
 275 280 285

Tyr Val Phe Thr Glu Phe Ser Phe Gly Ile Phe Asp Lys Val Glu Phe  
 290 295 300

15 Asp Gly Pro Glu Lys Ala Gly Leu Ile Val His Tyr Ile Trp Gln Leu  
 305 310 315 320

20 Ala Ile Pro Tyr Phe Cys Asn Met Ser Leu Phe Glu Gly Val Ala Tyr  
 325 330 335

Phe Leu Met Gly Gln Ala Ser Cys Gly Leu Leu Leu Ala Leu Val Phe  
 340 345 350

25 Ser Ile Gly His Asn Gly Met Ser Val Tyr Glu Arg Glu Thr Lys Pro  
 355 360 365

30 Asp Phe Trp Gln Leu Gln Val Thr Thr Thr Arg Asn Ile Arg Ala Ser  
 370 375 380

35 Val Phe Met Asp Trp Phe Thr Gly Gly Leu Asn Tyr Gln Ile Asp His  
 385 390 395 400

40 His Leu Phe Pro Leu Val Pro Arg His Asn Leu Pro Lys Val Asn Val  
 405 410 415

Leu Ile Lys Ser Leu Cys Lys Glu Phe Asp Ile Pro Phe His Glu Thr  
 420 425 430

45 Gly Phe Trp Glu Gly Ile Tyr Glu Val Val Asp His Leu Ala Asp Ile  
 435 440 445

Ser Lys Glu Phe Ile Thr Glu Phe Pro Ala Met  
 450 455

<210> 7

<211> 873

50 <212> DNA

<213> Physcomitrella patens

<400> 7

55

EP 2 281 051 B1

atggaggtcg tggagagatt ctacggtgag ttggatggga aggtctcgca gggcgtgaat 60  
 gcattgctgg gtagttttgg ggtggagttg acggatacgc ccactaccaa aggcttgccc 120  
 5 ctcgttgaca gtccacacacc catcgtcctc ggtgtttctg tatacttgac tattgtcatt 180  
  
 ggagggcttt tgtggataaa ggccagggat ctgaaaccgc gcgcctcgga gccatthttg 240  
 ctccaagctt tgggtgcttgt gcacaacctg ttctgttttg cgctcagtct gtatatgtgc 300  
 10 gtgggcatcg cttatcaggc tattacctgg cggtactctc tctggggcaa tgcatacaat 360  
 cctaaacata aagagatggc gattctggta tacttgttct acatgtctaa gtacgtggaa 420  
 ttcattggata ccgttatcat gatactgaag cgcagcacca ggcaaataag cttcctccac 480  
 15 gtttatcatc attcttcaat ttccctcatt tgggtgggcta ttgctcatca cgctcctggc 540  
 ggtgaagcat attggtctgc ggctctgaac tcaggagtgc atggttctcat gtatgctgat 600  
 tacttcttgg ctgcctgcct tcgaagtagc ccaaagttaa aaaataagta ctttttttgg 660  
 20 ggcagggtact tgacacaatt ccaaagtgtc cagtttatgc tgaacttagt gcaggcttac 720  
 tacgacatga aaacgaatgc gccatatcca caatggctga tcaagattht gttctactac 780  
 atgatctcgt tgctgtttct tttcggcaat ttttacgtac aaaaatacat caaacctct 840  
 25 gacggaaagc aaaaggagc taaaactgag tga 873

<210> 8  
 <211> 290  
 30 <212> PRT  
 <213> Physcomitrella patens

<400> 8

35

40

45

50

55

EP 2 281 051 B1

1 Met Glu Val Val Glu Arg Phe Tyr Gly Glu Leu Asp Gly Lys Val Ser  
 5 Gln Gly Val Asn Ala Leu Leu Gly Ser Phe Gly Val Glu Leu Thr Asp  
 10 Thr Pro Thr Thr Lys Gly Leu Pro Leu Val Asp Ser Pro Thr Pro Ile  
 15 Val Leu Gly Val Ser Val Tyr Leu Thr Ile Val Ile Gly Gly Leu Leu  
 20 Trp Ile Lys Ala Arg Asp Leu Lys Pro Arg Ala Ser Glu Pro Phe Leu  
 25 Leu Gln Ala Leu Val Leu Val His Asn Leu Phe Cys Phe Ala Leu Ser  
 30 Leu Tyr Met Cys Val Gly Ile Ala Tyr Gln Ala Ile Thr Trp Arg Tyr  
 35 Ser Leu Trp Gly Asn Ala Tyr Asn Pro Lys His Lys Glu Met Ala Ile  
 40 Leu Val Tyr Leu Phe Tyr Met Ser Lys Tyr Val Glu Phe Met Asp Thr  
 45  
 50  
 55

EP 2 281 051 B1

Val Ile Met Ile Leu Lys Arg Ser Thr Arg Gln Ile Ser Phe Leu His  
 145 150 155 160  
 5 Val Tyr His His Ser Ser Ile Ser Leu Ile Trp Trp Ala Ile Ala His  
 165 170 175  
 10 His Ala Pro Gly Gly Glu Ala Tyr Trp Ser Ala Ala Leu Asn Ser Gly  
 180 185 190  
 Val His Val Leu Met Tyr Ala Tyr Tyr Phe Leu Ala Ala Cys Leu Arg  
 195 200 205  
 15 Ser Ser Pro Lys Leu Lys Asn Lys Tyr Leu Phe Trp Gly Arg Tyr Leu  
 210 215 220  
 20 Thr Gln Phe Gln Met Phe Gln Phe Met Leu Asn Leu Val Gln Ala Tyr  
 225 230 235 240  
 Tyr Asp Met Lys Thr Asn Ala Pro Tyr Pro Gln Trp Leu Ile Lys Ile  
 245 250 255  
 25 Leu Phe Tyr Tyr Met Ile Ser Leu Leu Phe Leu Phe Gly Asn Phe Tyr  
 260 265 270  
 30 Val Gln Lys Tyr Ile Lys Pro Ser Asp Gly Lys Gln Lys Gly Ala Lys  
 275 280 285  
 Thr Glu  
 290

35 <210> 9  
 <211> 1197  
 <212> DNA  
 <213> Phytophthora sojae

40 <400> 9

45

50

55

EP 2 281 051 B1

atggctatth tgaacctga ggctgattct gctgctaacc tcgctactga ttctgaggct 60  
 aagcaaagac aattggctga ggctggatac actcatgttg aggggtgctcc tgctcctttg 120  
 5 cctttggagt tgcctcattt ctctctcaga gatctcagag ctgctattcc taagcactgc 180  
 ttcgagagat ctttcgtgac ctccacctac tacatgatca agaacgtgtt gacttgcgct 240  
 gctttgttct acgctgctac cttcattgat agagctggag ctgctgctta tgttttgtgg 300  
 10 cctgtgtact ggttcttcca gggatcttac ttgactggag tgtgggttat cgctcatgag 360  
 tgtggacatc aggttattg ctctctcgag gtggtgaaca acttgattgg actcgtgttg 420  
 cattctgctt tgttgggtcc ttaccactct tggagaatct ctcacagaaa gcaccattcc 480  
 15 aacactggat cttgcgagaa cgatgagggtt ttcgttctcg tgaccagatc tgtgttggct 540  
 tcttcttga acgagacctt ggaggattct cctctctacc aactctaccg tatcgtgtac 600  
 atgttggtg ttgatggat gcctggatac ctcttctca acgctactgg acctactaag 660  
 20 tactggggaa agtctaggtc tcacttcaac ctttactccg ctatctatgc tgatagggag 720  
  
 agatggatga tcgtgctctc cgatattttc ttggtggcta tgttggctgt tttggctgct 780  
 25 ttggtgcaca ctttctcctt caacaccatg gtgaagttct acgtgggtgcc ttacttcatt 840  
 gtgaacgctt acttgggtgtt gattacctac ctccaacaca ccgataccta catccctcat 900  
 ttcagagagg gagagtggaa ttggttgaga ggagctttgt gcactgtgga tagatcattt 960  
 30 ggtccattcc tcgattctgt ggtgcataga atcgtggata cccatgtttg ccaccacatc 1020  
 ttctccaaga tgcctttcta tcattgagag gaggctacca acgctattaa gcctctcctc 1080  
 ggaaagtctt acttgaagga taccactcct gttcctgttg ctctctggag atcttacacc 1140  
 35 cattgcaagt tcgttgagga tgatggaaag gtggtgttct acaagaacaa gctctag 1197

<210> 10

<211> 398

<212> PRT

40 <213> Phytophthora sojae

<400> 10

45

50

55



EP 2 281 051 B1

1 Met Ala Ile Leu Asn Pro Glu Ala Asp Ser Ala Ala Asn Leu Ala Thr  
 5 Asp Ser Glu Ala Lys Gln Arg Gln Leu Ala Glu Ala Gly Tyr Thr His  
 10 Val Glu Gly Ala Pro Ala Pro Leu Pro Leu Glu Leu Pro His Phe Ser  
 15 Leu Arg Asp Leu Arg Ala Ala Ile Pro Lys His Cys Phe Glu Arg Ser  
 20 Phe Val Thr Ser Thr Tyr Tyr Met Ile Lys Asn Val Leu Thr Cys Ala  
 25 Ala Leu Phe Tyr Ala Ala Thr Phe Ile Asp Arg Ala Gly Ala Ala Ala  
 30 Tyr Val Leu Trp Pro Val Tyr Trp Phe Phe Gln Gly Ser Tyr Leu Thr  
 35 Gly Val Trp Val Ile Ala His Glu Cys Gly His Gln Ala Tyr Cys Ser  
 40 Ser Glu Val Val Asn Asn Leu Ile Gly Leu Val Leu His Ser Ala Leu  
 45 Leu Val Pro Tyr His Ser Trp Arg Ile Ser His Arg Lys His His Ser  
 50 Asn Thr Gly Ser Cys Glu Asn Asp Glu Val Phe Val Pro Val Thr Arg  
 55

EP 2 281 051 B1

Ser Val Leu Ala Ser Ser Trp Asn Glu Thr Leu Glu Asp Ser Pro Leu  
180 185 190

5 Tyr Gln Leu Tyr Arg Ile Val Tyr Met Leu Val Val Gly Trp Met Pro  
195 200 205

10 Gly Tyr Leu Phe Phe Asn Ala Thr Gly Pro Thr Lys Tyr Trp Gly Lys  
210 215 220

Ser Arg Ser His Phe Asn Pro Tyr Ser Ala Ile Tyr Ala Asp Arg Glu  
225 230 235 240

15 Arg Trp Met Ile Val Leu Ser Asp Ile Phe Leu Val Ala Met Leu Ala  
245 250 255

20 Val Leu Ala Ala Leu Val His Thr Phe Ser Phe Asn Thr Met Val Lys  
260 265 270

Phe Tyr Val Val Pro Tyr Phe Ile Val Asn Ala Tyr Leu Val Leu Ile  
275 280 285

25 Thr Tyr Leu Gln His Thr Asp Thr Tyr Ile Pro His Phe Arg Glu Gly  
290 295 300

30 Glu Trp Asn Trp Leu Arg Gly Ala Leu Cys Thr Val Asp Arg Ser Phe  
305 310 315 320

Gly Pro Phe Leu Asp Ser Val Val His Arg Ile Val Asp Thr His Val  
325 330 335

35 Cys His His Ile Phe Ser Lys Met Pro Phe Tyr His Cys Glu Glu Ala  
340 345 350

40 Thr Asn Ala Ile Lys Pro Leu Leu Gly Lys Phe Tyr Leu Lys Asp Thr  
355 360 365

Thr Pro Val Pro Val Ala Leu Trp Arg Ser Tyr Thr His Cys Lys Phe  
370 375 380

45 Val Glu Asp Asp Gly Lys Val Val Phe Tyr Lys Asn Lys Leu  
385 390 395

<210> 11

<211> 1086

50 <212> DNA

<213> Phytophthora infestans

<400> 11

55

EP 2 281 051 B1

	atggcgacga aggaggcgta tgtgttcccc actctgacgg agatcaagcg gtcgctacct	60
	aaagactggt tcgaggcttc ggtgcctctg tcgctctact acaccgtgcg ttgtctggtg	120
5	atcgcggtgg ctctaacctt cggctctcaac tacgctcgcg ctctgcccga ggtcgagagc	180
	ttctgggctc tggacgccgc actctgcacg ggctacatct tgctgcaggg catcgtgttc	240
10	tggggcttct tcacggtggg ccacgatgcc ggccacggcg ctttctcgcg ctaccacctg	300
	cttaacttcg tgggtgggac tttcatgcac tcgctcatcc tcacgccctt cgagtcgtgg	360
	aagctcacgc accgtcacca ccacaagaac acgggcaaca ttgaccgtga cgaggtcttc	420
15	taccgcgaac gcaaggccga cgaccacccg ctgtctcgca acctgattct ggcgctcggg	480
	gcagcgtggc tcgcctatth ggtcagggc ttccctcctc gtaaggtaaa ccaactcaac	540
	ccgttcgagc ctctgttcgt gcgtcaggtg tcagctgtgg taatctctct tctcgcccac	600
20	ttcttcgtgg ccggactctc catctatctg agcctccagc tgggccttaa gacgatggca	660
	atctactact atggacctgt ttttgtgttc ggcagcatgc tggtcattac caccttccta	720
	caccacaatg atgaggagac cccatggtac gccgactcgg agtggacgta cgtcaagggc	780
25	aacctctcgt ccgtggaccg atcgtacggc gcgctcattg acaacctgag ccacaacatc	840
	ggcacgcacc agatccacca ccttttcctt atcattccgc actacaaact caagaaagcc	900
	actgcgccct tccaccaggc tttccctgag ctcgtgcgca agagcgacga gcccaattatc	960
30	aaggctttct tccgggttgg acgtctctac gcaaaactac gcgttgtgga ccaggaggcg	1020
	aagctcttca cgctaaagga agccaaggcg gcgaaccgagg cggcggccaa gaccaagtcc	1080
	acgtaa	1086
35	<210> 12	
	<211> 361	
	<212> PRT	
	<213> Phytophthora infestans	
40	<400> 12	
45		
50		
55		

EP 2 281 051 B1

1 Met Ala Thr Lys Glu Ala Tyr Val Phe Pro Thr Leu Thr Glu Ile Lys  
 5 Arg Ser Leu Pro Lys Asp Cys Phe Glu Ala Ser Val Pro Leu Ser Leu  
 10 Tyr Tyr Thr Val Arg Cys Leu Val Ile Ala Val Ala Leu Thr Phe Gly  
 15 Leu Asn Tyr Ala Arg Ala Leu Pro Glu Val Glu Ser Phe Trp Ala Leu  
 20 Asp Ala Ala Leu Cys Thr Gly Tyr Ile Leu Leu Gln Gly Ile Val Phe  
 25 Trp Gly Phe Phe Thr Val Gly His Asp Ala Gly His Gly Ala Phe Ser  
 30 Arg Tyr His Leu Leu Asn Phe Val Val Gly Thr Phe Met His Ser Leu  
 35 Ile Leu Thr Pro Phe Glu Ser Trp Lys Leu Thr His Arg His His His  
 40  
 45  
 50  
 55

EP 2 281 051 B1

Lys Asn Thr Gly Asn Ile Asp Arg Asp Glu Val Phe Tyr Pro Gln Arg  
 130 135 140  
 5 Lys Ala Asp Asp His Pro Leu Ser Arg Asn Leu Ile Leu Ala Leu Gly  
 145 150 155 160  
 10 Ala Ala Trp Leu Ala Tyr Leu Val Glu Gly Phe Pro Pro Arg Lys Val  
 165 170 175  
 Asn His Phe Asn Pro Phe Glu Pro Leu Phe Val Arg Gln Val Ser Ala  
 180 185 190  
 15 Val Val Ile Ser Leu Leu Ala His Phe Phe Val Ala Gly Leu Ser Ile  
 195 200 205  
 Tyr Leu Ser Leu Gln Leu Gly Leu Lys Thr Met Ala Ile Tyr Tyr Tyr  
 210 215 220  
 20 Gly Pro Val Phe Val Phe Gly Ser Met Leu Val Ile Thr Thr Phe Leu  
 225 230 235 240  
 25 His His Asn Asp Glu Glu Thr Pro Trp Tyr Ala Asp Ser Glu Trp Thr  
 245 250 255  
 Tyr Val Lys Gly Asn Leu Ser Ser Val Asp Arg Ser Tyr Gly Ala Leu  
 260 265 270  
 30 Ile Asp Asn Leu Ser His Asn Ile Gly Thr His Gln Ile His His Leu  
 275 280 285  
 35 Phe Pro Ile Ile Pro His Tyr Lys Leu Lys Lys Ala Thr Ala Ala Phe  
 290 295 300  
 His Gln Ala Phe Pro Glu Leu Val Arg Lys Ser Asp Glu Pro Ile Ile  
 305 310 315 320  
 40 Lys Ala Phe Phe Arg Val Gly Arg Leu Tyr Ala Asn Tyr Gly Val Val  
 325 330 335  
 45 Asp Gln Glu Ala Lys Leu Phe Thr Leu Lys Glu Ala Lys Ala Ala Thr  
 340 345 350  
 50 Glu Ala Ala Ala Lys Thr Lys Ser Thr  
 355 360

<210> 13

<211> 1176

<212> DNA

<213> Perilla fruticosa

55

<400> 13

EP 2 281 051 B1

	atggctgttt cttctggagc taggccttct aagtctggag ctgatggaga agttttcgat	60
5	ggacagcaac agtacgaggg aattggaaag agagctgctg ataagtttga tcctgctgct	120
	cctcctcctt tcaagatcgc tgatatacagg gctgctattc ctgctcattg ctgggtaag	180
	aacccttgga ggagtctttc ttacgtttg tgggatgttg ctgctgtttt cgctcttctt	240
10	gctgctgctg tgtacattaa ctcttgggct ttctggcctg tttactggat tgctcaggga	300
	actatgttct gggctctttt cgcttcttga cacgattgtg gacacggatc tttctctgat	360
	aacactactc ttaacaacgt tgtgggacac gttcttctact cttctatcct tgtgccttac	420
15	cacggatgga gaatctctca taggactcac catcagaacc atggacacgt tgagaaggat	480
	gagtcttggg ttccacttcc tgagaacctt tacaagaagc ttgatttctc tactaagttc	540
	cttaggtaca agatcccttt ccctatgttc gcttaccctc tttacccttg gtacagatct	600
20	cctggaaaga ctggatctca cttcaaccct tactctgatc ttttcaagcc taacgagagg	660
	ggacttatcg tgacttctac tatgtgttgg gctgctatgg gagtgtttct tctttacgct	720
	tctactatcg tgggtcctaa catgatgttc aagctttacg gagtgcctta ccttattttc	780
25	gtgatgtggc ttgatactgt gacttacctt caccaccacg gatacgataa gaagcttcct	840
	tggtagaggt caaaggagtg gtcttacctt agaggaggac ttactactgt ggatcaggat	900
	tacggattct tcaacaagat ccaccacgat attggaactc acgtgatcca tcaccttttc	960
30	cctcagattc ctactacca ccttgttgag gctactagag aggctaagag ggtgttggga	1020
	aactactacc gtgagcctag aaagtctgga cctgtgcctc ttcactttat ccctgctctt	1080
	ttgaagtctc ttggaagga tcactacgtg tctgataacg gagatatcgt gtactaccag	1140
35	actgatgatg agcttttccc ttctaagaag atctga	1176

<210> 14

<211> 391

<212> PRT

40 <213> *Perilla fruticosa*

<400> 14

45

50

55

EP 2 281 051 B1

Met Ala Val Ser Ser Gly Ala Arg Leu Ser Lys Ser Gly Ala Asp Gly  
1 5 10 15

5 Glu Val Phe Asp Gly Gln Gln Gln Tyr Glu Gly Ile Gly Lys Arg Ala  
20 25 30

Ala Asp Lys Phe Asp Pro Ala Ala Pro Pro Pro Phe Lys Ile Ala Asp  
10 35 40 45

Ile Arg Ala Ala Ile Pro Ala His Cys Trp Val Lys Asn Pro Trp Arg  
50 55 60

15 Ser Leu Ser Tyr Val Val Trp Asp Val Ala Ala Val Phe Ala Leu Leu  
65 70 75 80

Ala Ala Ala Val Tyr Ile Asn Ser Trp Ala Phe Trp Pro Val Tyr Trp  
20 85 90 95

25

30

35

40

45

50

55

EP 2 281 051 B1

Ile Ala Gln Gly Thr Met Phe Trp Ala Leu Phe Val Leu Gly His Asp  
100 105 110

5 Cys Gly His Gly Ser Phe Ser Asp Asn Thr Thr Leu Asn Asn Val Val  
115 120 125

Gly His Val Leu His Ser Ser Ile Leu Val Pro Tyr His Gly Trp Arg  
10 130 135 140

Ile Ser His Arg Thr His His Gln Asn His Gly His Val Glu Lys Asp  
145 150 155 160

15 Glu Ser Trp Val Pro Leu Pro Glu Asn Leu Tyr Lys Lys Leu Asp Phe  
165 170 175

Ser Thr Lys Phe Leu Arg Tyr Lys Ile Pro Phe Pro Met Phe Ala Tyr  
20 180 185 190

Pro Leu Tyr Leu Trp Tyr Arg Ser Pro Gly Lys Thr Gly Ser His Phe  
195 200 205

25 Asn Pro Tyr Ser Asp Leu Phe Lys Pro Asn Glu Arg Gly Leu Ile Val  
210 215 220

Thr Ser Thr Met Cys Trp Ala Ala Met Gly Val Phe Leu Leu Tyr Ala  
30 225 230 235 240

Ser Thr Ile Val Gly Pro Asn Met Met Phe Lys Leu Tyr Gly Val Pro  
245 250 255

35 Tyr Leu Ile Phe Val Met Trp Leu Asp Thr Val Thr Tyr Leu His His  
260 265 270

His Gly Tyr Asp Lys Lys Leu Pro Trp Tyr Arg Ser Lys Glu Trp Ser  
40 275 280 285

Tyr Leu Arg Gly Gly Leu Thr Thr Val Asp Gln Asp Tyr Gly Phe Phe  
290 295 300

45 Asn Lys Ile His His Asp Ile Gly Thr His Val Ile His His Leu Phe  
305 310 315 320

Pro Gln Ile Pro His Tyr His Leu Val Glu Ala Thr Arg Glu Ala Lys  
50 325 330 335

Arg Val Leu Gly Asn Tyr Tyr Arg Glu Pro Arg Lys Ser Gly Pro Val  
340 345 350

55 Pro Leu His Leu Ile Pro Ala Leu Leu Lys Ser Leu Gly Arg Asp His  
355 360 365



EP 2 281 051 B1

Tyr Val Ser Asp Asn Gly Asp Ile Val Tyr Tyr Gln Thr Asp Asp Glu  
 370 375 380

5 Leu Phe Pro Ser Lys Lys Ile  
 385 390

<210> 15

<211> 903

10 <212> DNA

<213> *Ostreococcus tauri*

<400> 15

15 atgtctgctt ctggagcttt gttgcctgct attgctttcg ctgcttacgc ttacgctacc 60  
 tacgcttatg ctttcgagtg gtctcatgct aacggaatcg ataacgtgga tgctagagag 120  
 20 tggattggag ctttgccttt gagactccct gcaattgcta ccaccatgta cctcttgttc 180  
 tgccttgagg gacctagatt gatggctaag agggaggctt ttgatcctaa gggattcatg 240  
 ctcgcttaca acgcttacca aaccgctttc aacgttgtgg tgctcggaat gttcgctaga 300  
 gagatctctg gattgggaca acctgtttgg ggatctacta tgcccttgagg cgataggaag 360  
 25 tccttcaaga ttttgttggg agtgtggctc cattacaaca ataagtacct cgagttgttg 420  
 gatactgtgt tcatggtggc taggaaaaag accaagcagc tctctttctt gcatgtgtac 480  
 catcatgctt tgttgatttg ggcttggtgg cttgtttgtc atctcatggc taccaacgat 540  
 30 tgcacatgat cttatttcgg agctgcttgc aactctttca tccacatcgt gatgtactcc 600  
 tactacctca tgtctgcttt ggaattaga tgcccttgga agagatatat caccaggct 660  
 cagatgttgc aattcgtgat cgtgttcgct catgctgttt tcgtgctcag acaaaagcac 720  
 35 tgccctgtta ctttgccttg ggcacaaatg ttcgtgatga caaatatggt ggtgctcttc 780  
 ggaaacttct acctcaaggc ttactctaac aagtctaggg gagatggagc ttcttctgtt 840  
 aagcctgctg agactactag agcaccttct gtgagaagaa ccagggtccag gaagatcgat 900  
 40 tga 903

<210> 16

<211> 300

45 <212> PRT

<213> *Ostreococcus tauri*

<400> 16

50

55

EP 2 281 051 B1

Met Ser Ala Ser Gly Ala Leu Leu Pro Ala Ile Ala Phe Ala Ala Tyr  
1 5 10 15

5 Ala Tyr Ala Thr Tyr Ala Tyr Ala Phe Glu Trp Ser His Ala Asn Gly  
20 25 30

10 Ile Asp Asn Val Asp Ala Arg Glu Trp Ile Gly Ala Leu Ser Leu Arg  
35 40 45

15 Leu Pro Ala Ile Ala Thr Thr Met Tyr Leu Leu Phe Cys Leu Val Gly  
50 55 60

20

25

30

35

40

45

50

55

EP 2 281 051 B1

Pro Arg Leu Met Ala Lys Arg Glu Ala Phe Asp Pro Lys Gly Phe Met  
 65 70 75 80  
 5 Leu Ala Tyr Asn Ala Tyr Gln Thr Ala Phe Asn Val Val Val Leu Gly  
 85 90 95  
 Met Phe Ala Arg Glu Ile Ser Gly Leu Gly Gln Pro Val Trp Gly Ser  
 10 100 105 110  
 Thr Met Pro Trp Ser Asp Arg Lys Ser Phe Lys Ile Leu Leu Gly Val  
 115 120 125  
 15 Trp Leu His Tyr Asn Asn Lys Tyr Leu Glu Leu Leu Asp Thr Val Phe  
 130 135 140  
 Met Val Ala Arg Lys Lys Thr Lys Gln Leu Ser Phe Leu His Val Tyr  
 145 150 155 160  
 20 His His Ala Leu Leu Ile Trp Ala Trp Trp Leu Val Cys His Leu Met  
 165 170 175  
 25 Ala Thr Asn Asp Cys Ile Asp Ala Tyr Phe Gly Ala Ala Cys Asn Ser  
 180 185 190  
 Phe Ile His Ile Val Met Tyr Ser Tyr Tyr Leu Met Ser Ala Leu Gly  
 195 200 205  
 30 Ile Arg Cys Pro Trp Lys Arg Tyr Ile Thr Gln Ala Gln Met Leu Gln  
 210 215 220  
 35 Phe Val Ile Val Phe Ala His Ala Val Phe Val Leu Arg Gln Lys His  
 225 230 235 240  
 Cys Pro Val Thr Leu Pro Trp Ala Gln Met Phe Val Met Thr Asn Met  
 245 250 255  
 40 Leu Val Leu Phe Gly Asn Phe Tyr Leu Lys Ala Tyr Ser Asn Lys Ser  
 260 265 270  
 45 Arg Gly Asp Gly Ala Ser Ser Val Lys Pro Ala Glu Thr Thr Arg Ala  
 275 280 285  
 Pro Ser Val Arg Arg Thr Arg Ser Arg Lys Ile Asp  
 290 295 300  
 50  
 <210> 17  
 <211> 1560  
 <212> DNA  
 <213> Thraustochytrium ssp.  
 55  
 <400> 17

EP 2 281 051 B1

atgactgttg gatac gatga ggagatccca ttcgagcaag ttagggctca taacaagcca 60

5 gatgatgctt ggtgtgctat tcatggacac gtgtacgatg ttaccaagtt cgcttctgtt 120  
catccaggag gagatattat cttgctcgct gctggaaagg aagctactgt gctctacgag 180  
acctaccatg ttagaggagt gtctgatgct gtgctcagaa agtacagaat cggaaagttg 240  
10 ccagatggac aaggaggagc taacgagaag gagaagagaa cttgtctggt attgtcctct 300  
gcttcttact acacctggaa ctccgatttc tacagagtga tgagggagag agttgtggct 360  
agattgaagg agagaggaaa ggctagaaga ggaggatacg agttgtggat caaggctttc 420  
15 ttgctccttg ttggattctg gtcctctctt tactggatgt gcaccctcga tccatctttc 480  
ggagctatct tggctgctat gtctttggga gtgttcgctg cttttgttgg aacctgcatc 540  
caacatgatg gaaacctagg agctttcgct caatctagat gggttaacaa ggtggcagga 600  
20 tggactttgg atatgatcgg agcttctgga atgacttggg agttccaaca tgtgttggga 660  
catcacccat aactaactt gatcaggag gagaacggat tgcaaaaagg gtccggaaag 720  
aagatggata ccaagttggc tgatcaagag tctgatccag atgtgttctc cacctacca 780  
25 atgatgagat tgcattcatg gcatcagaag agatggatc acaggtcca gcatatctac 840  
ggaccattca tcttcggatt catgaccatc aacaaggagg tgactcaaga tgttgaggag 900  
gtgttgagaa agaggctctt ccaaactgat gctgagtgca gatatgcttc ccaatgtac 960  
30 gttgctaggt tctggatcat gaaggctttg accgtgttgt acatggttgc tctccatgt 1020  
tatatgcaag gacctggca tggattgaag ctcttcgcta tcgctcattt cacttgcgga 1080  
gagggttttg ctaccatgtt catcgtgaac cacattatcg agggagtgtc ttacgcttct 1140  
35 aaggatgctg ttaaggaac tatggctcca ccaagacta tgcattggag gaccccaatg 1200  
aacaacta gaaaggagg ttaggctgag gcttctaagt ctggagctgt ggttaagtct 1260  
gtgccattgg atgattgggc tgctgttcaa tgccaaacct ctgtgaactg gtctgttggga 1320  
40 tcttggttct ggaaccattt ctctggagga ctcaaccatc aaatcgagca tcattcttct 1380  
ccaggattgt ctacgagac ctactaccac atccaagatg tggttcaatc tacctgtgct 1440  
gagtacggag ttccatacca acatgagcca tctttgtgga ctgcttactg gaagatgctc 1500  
45 gaacatttga gacaattggg aaacgaggag actcacgagt cttggcaaag agctgcttga 1560

<210> 18

<211> 519

<212> PRT

50 <213> Thraustochytrium ssp.

<400> 18

55

EP 2 281 051 B1

Met Thr Val Gly Tyr Asp Glu Glu Ile Pro Phe Glu Gln Val Arg Ala  
1 5 10 15

5 His Asn Lys Pro Asp Asp Ala Trp Cys Ala Ile His Gly His Val Tyr  
20 25 30

10 Asp Val Thr Lys Phe Ala Ser Val His Pro Gly Gly Asp Ile Ile Leu  
35 40 45

15

20

25

30

35

40

45

50

55

EP 2 281 051 B1

Leu Ala Ala Gly Lys Glu Ala Thr Val Leu Tyr Glu Thr Tyr His Val  
 50 55 60  
 5 Arg Gly Val Ser Asp Ala Val Leu Arg Lys Tyr Arg Ile Gly Lys Leu  
 65 70 75 80  
 10 Pro Asp Gly Gln Gly Gly Ala Asn Glu Lys Glu Lys Arg Thr Leu Ser  
 85 90 95  
 Gly Leu Ser Ser Ala Ser Tyr Tyr Thr Trp Asn Ser Asp Phe Tyr Arg  
 100 105 110  
 15 Val Met Arg Glu Arg Val Val Ala Arg Leu Lys Glu Arg Gly Lys Ala  
 115 120 125  
 20 Arg Arg Gly Gly Tyr Glu Leu Trp Ile Lys Ala Phe Leu Leu Leu Val  
 130 135 140  
 Gly Phe Trp Ser Ser Leu Tyr Trp Met Cys Thr Leu Asp Pro Ser Phe  
 145 150 155 160  
 25 Gly Ala Ile Leu Ala Ala Met Ser Leu Gly Val Phe Ala Ala Phe Val  
 165 170 175  
 30 Gly Thr Cys Ile Gln His Asp Gly Asn His Gly Ala Phe Ala Gln Ser  
 180 185 190  
 Arg Trp Val Asn Lys Val Ala Gly Trp Thr Leu Asp Met Ile Gly Ala  
 195 200 205  
 35 Ser Gly Met Thr Trp Glu Phe Gln His Val Leu Gly His His Pro Tyr  
 210 215 220  
 40 Thr Asn Leu Ile Glu Glu Glu Asn Gly Leu Gln Lys Val Ser Gly Lys  
 225 230 235 240  
 Lys Met Asp Thr Lys Leu Ala Asp Gln Glu Ser Asp Pro Asp Val Phe  
 245 250 255  
 45 Ser Thr Tyr Pro Met Met Arg Leu His Pro Trp His Gln Lys Arg Trp  
 260 265 270  
 Tyr His Arg Phe Gln His Ile Tyr Gly Pro Phe Ile Phe Gly Phe Met  
 275 280 285  
 50 Thr Ile Asn Lys Val Val Thr Gln Asp Val Gly Val Val Leu Arg Lys  
 290 295 300  
 55 Arg Leu Phe Gln Ile Asp Ala Glu Cys Arg Tyr Ala Ser Pro Met Tyr  
 305 310 315 320

EP 2 281 051 B1

Val Ala Arg Phe Trp Ile Met Lys Ala Leu Thr Val Leu Tyr Met Val  
 325 330 335  
 5 Ala Leu Pro Cys Tyr Met Gln Gly Pro Trp His Gly Leu Lys Leu Phe  
 340 345 350  
 10 Ala Ile Ala His Phe Thr Cys Gly Glu Val Leu Ala Thr Met Phe Ile  
 355 360 365  
 Val Asn His Ile Ile Glu Gly Val Ser Tyr Ala Ser Lys Asp Ala Val  
 370 375 380  
 15 Lys Gly Thr Met Ala Pro Pro Lys Thr Met His Gly Val Thr Pro Met  
 385 390 395 400  
 20 Asn Asn Thr Arg Lys Glu Val Glu Ala Glu Ala Ser Lys Ser Gly Ala  
 405 410 415  
 Val Val Lys Ser Val Pro Leu Asp Asp Trp Ala Ala Val Gln Cys Gln  
 420 425 430  
 25 Thr Ser Val Asn Trp Ser Val Gly Ser Trp Phe Trp Asn His Phe Ser  
 435 440 445  
 30 Gly Gly Leu Asn His Gln Ile Glu His His Leu Phe Pro Gly Leu Ser  
 450 455 460  
 His Glu Thr Tyr Tyr His Ile Gln Asp Val Val Gln Ser Thr Cys Ala  
 465 470 475 480  
 35 Glu Tyr Gly Val Pro Tyr Gln His Glu Pro Ser Leu Trp Thr Ala Tyr  
 485 490 495  
 40 Trp Lys Met Leu Glu His Leu Arg Gln Leu Gly Asn Glu Glu Thr His  
 500 505 510  
 Glu Ser Trp Gln Arg Ala Ala  
 515

45 <210> 19  
 <211> 31  
 <212> DNA  
 <213> Artificial

50 <220>  
 <223> Primer

<400> 19  
 gcggccgcgc catggtggac ctcaagcctg g 31

55 <210> 20  
 <211> 27  
 <212> DNA

EP 2 281 051 B1

<213> Artificial

<220>  
<223> Primer

5

<400> 20  
gcggccgta catcgctggg aactcgg 27

<210> 21  
<211> 33  
<212> DNA  
<213> Artificial

10

<220>  
<223> Primer

15

<400> 21  
gcgccgcgc catgtcattg gctgctaaag atg 33

20

<210> 22  
<211> 28  
<212> DNA  
<213> Artificial

25

<220>  
<223> Primer

<400> 22  
gcgccgtca atgacctgta actctaac 28

30

<210> 23  
<211> 31  
<212> DNA  
<213> Artificial

35

<220>  
<223> Primer

<400> 23  
gcgccgcgc catggcgacg aaggaggcgt a 31

40

<210> 24  
<211> 31  
<212> DNA  
<213> Artificial

45

<220>  
<223> Primer

<400> 24  
gcgccgcgt tacgtggact tggcttggc c 31

50

<210> 25  
<211> 32  
<212> DNA  
<213> Artificial

55

<220>



EP 2 281 051 B1

<223> Primer

<400> 25  
gcggccgcgc catggaggtc gtggagagat tc 32

5

<210> 26  
<211> 28  
<212> DNA  
<213> Artificial

10

<220>  
<223> Primer

<400> 26  
gcggccgcgt cactcagttt tagctccc 28

15

<210> 27  
<211> 30  
<212> DNA  
<213> Artificial

20

<220>  
<223> Primer

<400> 27  
gcggccgcca tggcgatcct gaaccggag 30

25

<210> 28  
<211> 30  
<212> DNA  
<213> Artificial

30

<220>  
<223> Primer

<400> 28  
gcggccgctt agagcttgtt cttgtagaag 30

35

<210> 29  
<211> 29  
<212> DNA  
<213> Artificial

40

<220>  
<223> Primer

<400> 29  
gcggccgcca tggccgttc ttccggtgc 29

45

<210> 30  
<211> 30  
<212> DNA  
<213> Artificial

50

<220>  
<223> Primer

<400> 30

55

EP 2 281 051 B1

gcggccgct aaatctttt ggaaggaaag 30

<210> 31  
 <211> 32  
 5 <212> DNA  
 <213> Artificial

<220>  
 <223> Primer

10 <400> 31  
 gcggccgcg catgagcgcc tccggtgcg tg 32

<210> 32  
 15 <211> 23  
 <212> DNA  
 <213> Artificial

<220>  
 20 <223> Primer

<400> 32  
 gcggccgct tagtcaattt ttc 23

25 <210> 33  
 <211> 32  
 <212> DNA  
 <213> Artificial

30 <220>  
 <223> Primer

<400> 33  
 35 gcggccgcg catgacggtc ggctacgacg ag 32

<210> 34  
 <211> 29  
 <212> DNA  
 <213> Artificial

40 <220>  
 <223> Primer

<400> 34  
 45 gcggccgct caggcagcgc gctgccagg 29

<210> 35  
 <211> 26755  
 <212> DNA  
 50 <213> Artificial

<220>  
 <223> Plasmid

55 <400> 35

EP 2 281 051 B1

	ctatacaaag	ttgatagctt	ggcgtaatcg	atgtaccgat	atcaatttaa	attggccggc	60
	cgagctccct	gcagggggcc	cggcgcgcct	ctagattaat	taaaggcctt	agttactaat	120
5	cagtgatcag	attgtcgttt	cccgccttca	gtttaaacta	tcagtgtttg	acaggatata	180
	ttggcgggta	aacctaagag	aaaagagcgt	ttattagaat	aatcggatat	ttaaaagggc	240
	gtgaaaaggt	ttatccgttc	gtccatttgt	atgtcaatat	ccatgataag	tcgcgctgta	300
10	tgtgtttggt	tgaatattca	tggaacgcag	tggcggtttt	catggcttgt	tatgactggt	360
	tttttggggg	acagtctatg	cctcgggcat	ccaagcagca	agcgcgttac	gccgtgggtc	420
	gatgtttgat	gttatggagc	agcaacgatg	ttacgcagca	gggcagtcgc	cctaaaacaa	480
15	agttaaacat	catgggtgaa	gcggtcatcg	ccgaggtgtc	caccagctg	tcggaagtcg	540
	tgggtgtcat	cgagcgccac	ctcgaaccga	ccctcctcgc	cgtgcatctg	tatggtagcg	600
	ccgttgacgg	cggccttaag	ccccattcgg	acatcgacct	gcttgtcacc	gttaccgtcc	660
20							
25							
30							
35							
40							
45							
50							
55							

EP 2 281 051 B1

	gtctcgacga gaccacgcgc cgcgcgctta tcaacgacct tctggaaacg tccgcctccc	720
	ccggcgagag cgaaatcctg cgcgcggttg aggtgacgat tgtggtgcac gatgacatca	780
5	tcccctggcg ctatccggcc aaacgcgaac tccagttcgg cgaatggcag cgtaatgata	840
	ttctggcggg tatctttgaa ccggccacca tcgacattga tctggcgatc ctgctcacca	900
	aggcccggga gcatagcgtg gccctcgtcg gccccgcggc cgaggaactt ttcgacccgg	960
10	tgccggaaca ggatctgttc gaagcactga acgagacgct gacctgtgg aactccccgc	1020
	cggattgggc gggcgatgag cgcaatgtgg tccttacgct gagccggatt tggactcgg	1080
	cggttaccgg caagatcgcg ccgaaggatg tcgccgccga ctgggcgatg gagcgccttc	1140
15	cggcgcaata ccagcccgtg atcctcgaag cgcgccaagc ctatctgggc caagaagaag	1200
	accgtctcgc gtcccgggcc gaccagctcg aagaatttgt ccaactatgtc aagggcgaga	1260
	tcacgaaggt cgttggcaaa taatgtctag ctagaaattc gttcaagccg acgccgcttc	1320
20	gcggcgcggc ttaactcaag cgtagatgc actaagcaca taattgctca cagccaaact	1380
	atcgatgagt tgaaggacc cgtagaaaag atcaaaggat cttcttgaga tccttttttt	1440
	ctgcgcgtaa tctgctgctt gcaaacaaaa aaaccaccgc taccagcggg ggtttgttg	1500
25	ccggatcaag agctaccaac tctttttccg aaggtaactg gcttcagcag agcgcagata	1560
	ccaaatactg tccttctagt gtagccgtag ttaggccacc acttcaagaa ctctgtagca	1620
	ccgcctacat acctcgtct gctaactctg ttaccagtgg ctgctgccag tggcgataag	1680
	tcgtgtctta ccgggttgga ctcaagacga tagttaccgg ataaggcgca gcggtcgggc	1740
30	tgaacggggg gttcgtgcac acagcccagc ttggagcgaa cgacctacac cgaactgaga	1800
	tacctacagc gtgagctatg agaaagcgcc acgcttcccg aaggagagaaa ggcggacagg	1860
	tatccggtaa gcggcagggg cggaacagga gagcgcacga gggagcttcc agggggaaac	1920
35	gcctggatc tttatagtcc tgtcggggtt cgccacctct gacttgagcg tcgatttttg	1980
	tgatgctcgt cagggggggc gagcctatgg aaaaacgcca gcaacgcggc ctttttacgg	2040
	ttcctggcct tttgctggcc ttttctcac atgttctttc ctgcttatc ccctgattct	2100
40	gtggataacc gtattaccgc ctttgagtga gctgataacc ctgcgccgag ccgaacgacc	2160
	gagcgcagcg agtcagtgag cgaggaagcg gaagagcgcc tgatgcggta ttttctcctt	2220
	acgcatctgt gcggtatttc acaccgcata ggccgcgata ggccgacgcg aagcggcggg	2280
45	gcgtagggag cgcagcgacc gaagggtagg cgctttttgc agctcttcgg ctgtgcgctg	2340
	gccagacagt tatgcacagg ccaggcgggt ttaagagtt ttaataagtt ttaaagagtt	2400
	ttaggcggaa aaatcgcctt ttttctcttt tatatcagtc acttacatgt gtgaccggtt	2460
50	cccaatgtac ggctttgggt tcccaatgta cgggttccgg ttcccaatgt acggctttgg	2520
	gttcccaatg tacgtgctat ccacaggaaa gagacctttt cgaccttttt cccctgctag	2580
	ggcaatttgc cctagcatct gctccgtaca ttaggaaccg gcggatgctt cgccctcgat	2640
55	caggttgcgg tagcgcata ctaggatcgg gccagcctgc cccgcctcct ccttcaaatac	2700
	gtactccggc aggtcatttg acccgatcag cttgcgcacg gtgaaacaga acttcttgaa	2760

EP 2 281 051 B1

ctctccggcg ctgccactgc gttcgtagat cgtcttgaac aaccatctgg cttctgcctt 2820  
 gcctgcggcg cggcgtgcca ggcggtagag aaaacggccg atgccggggt cgatcaaaaa 2880  
 5 gtaatcgggg tgaaccgtca gcacgtccgg gttcttgctt tctgtgatct cgcggtacat 2940  
 ccaatcagca agctcgatct cgatgtactc cggccgcccc gtttcgctct ttacgatctt 3000  
 gtagcggcta atcaaggctt caccctcgga taccgtcacc aggcggccgt tcttggcctt 3060  
 10 ctgggtacgc tgcatggcaa cgtgcgtggt gtttaaccga atgcaggttt ctaccaggctc 3120  
 gtctttctgc tttccgcat cggctcgccg gcagaacttg agtacgtccg caacgtgtgg 3180  
 acggaacacg cggccgggct tgtctccctt cccttcccgg tatcggttca tggattcggc 3240  
 15 tagatgggaa accgccatca gtaccaggctc gtaatccac aactggcca tggcggcggg 3300  
 gcctgcggaa acctctacgt gcccgctctgg aagctcgtag cggatcacct cgccagctcg 3360  
 tcggtcacgc ttcgacagac ggaaaacggc cacgtccatg atgctgacgac tatcgcgggt 3420  
 20 gccacgtca tagagcatcg gaacgaaaaa atctggttg cgtcgcctt tggcggctt 3480  
 cctaactgac ggcgcaccgg ctgccggcgg ttgccgggat tctttgcgga ttcgatcagc 3540  
 ggccccttgc cacgattcac cggggcgtgc ttctgcctcg atgcggtgcc gctgggcggc 3600  
 25 ctgcgcggcc ttcaacttct ccaccaggctc atcaccagc gccgcgccga tttgtaccgg 3660  
 gccggatggt ttgcgaccgc tcacgccgat tctcgggct tgggggttcc agtgccattg 3720  
 cagggccggc agacaacca gccgcttacg cctggccaac cgcccgttcc tccacacatg 3780  
 30 gggcattcca cggcgtcggg gcctggttgt tcttgatttt ccatgccgcc tcttttagcc 3840  
 gctaaaattc atctactcat ttattcattt gctcatttac tctggtagct gcgcgatgta 3900  
 ttcagatagc agctcggtaa tggctcttgc ttggcgtacc gcgtacatct tcagcttggc 3960  
 35 gtgatcctcc gccggcaact gaaagttgac ccgcttcatg gctggcgtgt ctgccaggct 4020  
 ggccaacggt gcagccttgc tgctgcgtgc gctcggacgg ccggcactta gcgtgtttgt 4080  
 gcttttgctc attttctctt tacctcatta actcaaatga gttttgattt aatttcagcg 4140  
 40 gccagcgcct ggacctcgcg ggcagcgtcg cctcggggt ctgattcaag aacggttgtg 4200  
 ccggcggcgg cagtgccctgg gtagctcacg cgctgcgtga tacgggactc aagaatgggc 4260  
 agctcgtacc cggccagcgc ctcggcaacc tcaccgccga tgcgcgtgcc tttgatcgcc 4320  
 45 cgcgacacga caaaggccgc ttgtagcctt ccatccgtga cctcaatgcg ctgcttaacc 4380  
 agctccacca ggtcggcggg ggcacaaatg tcgtaagggc ttggctgcac cggaatcagc 4440  
 acgaagtcgg ctgccttgat cgcggacaca gccaaagtccg ccgcctgggg cgctccgctc 4500  
 50 atcactacga agtcgcgccg gccgatggcc ttcacgtcgc ggtcaatcgt cgggcggtcg 4560  
 atgccgaaa cggttagcgg ttgatcttcc cgcacggccg cccaatcgcg ggactgccc 4620  
 tggggatcgg aatcgactaa cagaacatcg gccccggcga gttgcagggc gcgggctaga 4680  
 55 tgggttgca tggtcgtctt gcctgaccg ctttctggt taagtacagc gataaccctt 4740  
 atgcgttccc cttgcgtatt tgtttattta ctatcgcgat catatacgca gcgaccgcat 4800

EP 2 281 051 B1

gagcgaagct gttttactca aatacacatc accttttttag atgatcagtg atttttgtgcc 4860  
 gagctgccgg tcggggagct gttggctggc tgggtggcagg atatattgtg gtgtaaacia 4920  
 5 attgacgctt agacaactta ataacacatt gcggacgtct ttaatgtact gaatttagtt 4980  
 actgatcact gattaagtac tgcgatcgcc tcgacatatt gtttttgttt cacataaatg 5040  
 tcgttttgga ttattcatgt aatattttta actaaagtac aatttttgac tacttttagtt 5100  
 10 tactagttaa gcttttattt ttttgactaa ccattgaatg atgaagagat caacgcatca 5160  
 tatttacaac ttacatagtc ttttggaggt gtaaattgct aatactacct aaaatatac 5220  
 tataattaac taatattttt tcgtcaatta taatagatca attaaaaggc tatcaaaagg 5280  
 15 aaaaaaatga aatccacatc ctgccatcat aacctcatgc tggaaaaaga aatgaaaaaa 5340  
 tataaaaaat ttcttttgtt tattaaattt acaactttta tactagtttc ttttctattt 5400  
 tttaaaagct tttgtcactt acttaaaaaa aaaaaacttt ttgaaatatt cctacttcca 5460  
 20 atgtctgatt agtgcttctg gatttccttt ttggatcatg tgaatcctaa atcagaaaaa 5520  
 ttcatataat acccaattca gtatattttc atacttcaat ttacaagagt tctctatgtt 5580  
 tttagcttct ttcttttaag ccaaatgttt taagcatctt ttatacatta aaataattta 5640  
 25 gtgttgagtt gagatttttt tttttttttt ttggatttac ttgttcaaaa tctgaaaaaa 5700  
 tgtttacaga aggttaaaat gaaccaaag gcataatcaag ctagattttg aattacccta 5760  
 tttcatcgta tacacaaaac tgataatgtg gacacagttg attttacttc tcgatgacat 5820  
 cgtagtttta ttttaatttg aaaccacggc ccatatgagc acatttcaat taaaaaccaa 5880  
 30 tggttaagagc attttccatg caagattcga gagatattaa cccagtgact gttaaaacag 5940  
 cttagaacc taataacgaa tttcaattac tcaatttacc attcgcattt cgcaataacc 6000  
 aaactgagcc agtcacaagg agtaaaccga accggattat ttatttataa aatgaaagaa 6060  
 35 aggaaaccaa acaacaacag cagtagtagt ctgacgtaaa ccaaaaagca ggcagatcaa 6120  
 caactaaaag aaactcaat taccaaaaca aacaggaaat tgcaaactaa gtttttttac 6180  
 catatgcata caagaccat aaaaggttct gataatcacc ggtttcatct cgtcgagatt 6240  
 40 accctgttat ccctatcagt atttaatccg gccatctcct tccgttatga catcgttgaa 6300  
 agtgccacca ttcgggatca tcggcaacac atgttcttgg tgcggacaaa tcacatcaa 6360  
 caggtaaggt cctggtgtat ccagcattgt ctgaatagct tctcggagat ctgctttctt 6420  
 45 tgtcaccctc gccgctggaa tcccgcaagc tgctgcaaac agcaacatgt tcgggaatat 6480  
 ctcgtcctcc tgagccgat ccccagaaa tgtgtgagct cggttagctt tgtagaacgg 6540  
 atcttcccat tgcataacca tgccaagatg ctggttgttt aataaaagta ccttcaactg 6600  
 50 aagattctct acacgaatag tggctagctc ttgcacattc attataaagc ttccatctcc 6660  
 gtcaatatcc acaactatcg catcaggggt agcaacagac gctccaatcg cagcaggaag 6720  
 tccaaatccc atagctcaa ggctcctga tgatagccac tgccttggtt tcttgaatt 6780  
 55 gtagaactgc gccgccaca tttgatgttg cccgacacca gtacttatta tggcttttcc 6840  
 atcagtcaac tcatcaagga ccttaatcgc atactgtgga ggaatagctt ccccaaactg 6900

EP 2 281 051 B1

	cttaaagctc aacggaaact tctgtttctg tacgttcaac tcattcctcc aaactccaaa	6960
	atcaagctta agctcctccg ctcggttctc aagaacctta ttcattccctt gcaaagccag	7020
5	cttaacatca ccacacacag acacatgagg agtcttattc ttcccaatct cagccgagtc	7080
	aatatcaata tgaacaatct tagccctact agcaaaagcc tcaagcttac ccgtgacacg	7140
	atcatcaaac cttaccccaa acgccaacaa caaatcacta tgctccacag cgtaatttgc	7200
10	atacacagtc ccatgcattc caagcatatg taacgacaac tcatcatcac aaggataaga	7260
	tcccagcccc atcaacgtac tcgcaacagg gatccccgta agctcaacaa acctacccaa	7320
	ttcatcgcta gaattcaaac aaccaccacc aacatacaac acaggcttct tagactcaga	7380
15	aatcaaccta acaatctgct ccaaatgaga atcttccgga ggtttaggca tcctagacat	7440
	ataaccagggt aatctcatag cctgttccca attaggaatc gcaagctggt gttgaatatic	7500
	tttaggaaca tcaacaaaa caggtccagg tctaccagaa gtagctaaaa agaaagcttc	7560
20	ctcaataatc ctagggatat cttcaacatc catcacaaga tagttatgct tcgtaatcga	7620
	acgcgttacc tcaacaatcg gagtctcttg aaacgcatct gtaccaatca tacgacgagg	7680
	gacttgtcct gtgattgcta caagaggaac actatctaac aacgcatcgg ctaatccgct	7740
25	aacgagattt gtagctccgg gacctgaagt ggctatacag atacctgggt tacctgagga	7800
	tcgagcgtat cttctgctg cgaatacacc tccttgttcg tgacgaggaa ggacgttacg	7860
	gattgaggaa gagcggggtta aggcttggtg aatctccatt gatgtacctc cagggtaagc	7920
30	gaatacgggt tctacgcctt gacgttctaa agcttcgacg aggatatcag cgcctttgcg	7980
	gggttgatct ggagcgaatc gggagatgaa tgtttcgggt ttggtagggt tggttggaga	8040
	gggagtgggt gtgacattgg tggttgtggt gagcacggcg gagatggagg agggagagct	8100
35	ggatttgata ccgcggcggc gggaggagga ggatgatttg ttggggttta gggagaatgg	8160
	gagggagaat ctggagattg gtaatggtga tttggaggag gaaggagatg gtttgggtgga	8220
	gaaggagatc gaagaagatg ttgttgttgt tgttgttgcc gccgccatgg ttcagctgca	8280
40	catacataac atatcaagat cagaacacac atatacacac acaaatacaa tcaagtcaac	8340
	aactccaaaa agtccagatc tacatatata catacgtaaa taacaaaatc atgtaaataa	8400
	tcacaatcat gtaatccaga tctatgcaca tatatatata cacaattaat aaaaaaatg	8460
45	atataacaga tctatatcta tgtatgtaac aacacaatca gatgagagaa gtgatgtttt	8520
	cagatctgta tacatacaaa cacaaacaga tgaacaattg atacgtagat ccatatgtat	8580
	acgtacaatt agctacacga ttaaataaaa aaaatcaacg atttcggatt ggtacacaca	8640
50	aacgcaacaa tatgaagaaa ttcatatctg attagatata aacataacca cgtgtagata	8700
	cacagtcaaa tcaacaaatt tatagcttct aaacggatga gatgaacaag ataaagatat	8760
	tcacataagg catacataag ataagcagat taacaaacta gcaataatac atacctaatt	8820
55	aaaacaagga ataacagaga gagagagaga gagagagatt taccttgaaa atgaagagga	8880
	gaagagagga tttcttaaaa ttgggggtag agaaagaaag atgatgaatt gtgagaaagg	8940

EP 2 281 051 B1

agagatagaa gggggggttg tatatatagg ctgtagaaga ttatTTTTgt gtttgaggcg 9000  
 gtgaaggaag aggggatctg actatgacac gtttgcggtt acgtatttcg ataggagtct 9060  
 5 ttcaacgctt aacgccgtta ctctatatga ccgtttgggc cgtaacgggg ccgtttgta 9120  
 acgctgatgt tgattctttt ctttctttct ttcttccttt tttaaagaag caattgtaca 9180  
 atcgttgcta gctgtcaaac ggataattcg gatacggata tgcctatatt catatccgta 9240  
 10 atttttggat tcgaattttc ccctctaggg ataacagggt aatggatcta tattgttttt 9300  
 gtttcacata aatgtcgttt tggattattc atgtaatatt ttaactaaa gtacaatttt 9360  
 tgactacttt agtttactag ttaagctttt attttttga ctaaccattg aatgatgaag 9420  
 15 agatcaacgc atcatattta caacttacat agtcttttgg aagtgtaaat tgctaatact 9480  
 acctaaaata tatctataat taactaatat tttttcgtca attataatag atcaattaaa 9540  
 aggctatcaa aaggaaaaaa atgaaatcca catcctgcc tacaacctc atgctggaaa 9600  
 20 aagaaatgaa aaaatataaa aaatttcttt tgtttattaa atttacaact ttaatactag 9660  
 tttcttttct attttttaaa agcttttgtc acttacttaa aaaaaaaaaa ctttttgaaa 9720  
 tattctact tccaatgtct gattagtgtc tctggatttc ctttttggat catgtgaatc 9780  
 25 ctaaatacaga aaaattcata taatacccaa ttcagtatat tttcatactt caatttacia 9840  
 gagttctcta tgtttttagc ttctttcttt taagccaaat gttttaagca tcttttatac 9900  
 attaaaataa tttagtgttg agttgagatt ttttttttt ttttttggat ttacttgttc 9960  
 30 aaaatctgaa aaaatgttta cagaaggta aatgaacca aaaggcatat caagctagat 10020  
 tttgaattac cctatttcat cgtatacaca aaactgataa tgtggacaca gttgatttta 10080  
 cttctcgtag acatcgtagt tttatttaat ttggaaacca cggcccatat gagcacattt 10140  
 caattaaaaa ccaatggtaa gagcattttc catgcaagat tcgagagata ttaaccagat 10200  
 35 gactgttaaa acagcttaga accctaataa cgaatttcaa ttactcaatt taccattcgc 10260  
 atttcgcaat aaccaaactg agccagtcac aaggagtaa ccgaaccgga ttatttattt 10320  
 ataaaatgaa agaaaggaaa ccaaacaaca acagcagtag tagtctgacg taaacaaaa 10380  
 40 agcaggcaga tcaacaacta aaagaaactc aaattacca aacaaacagg aaattgcaaa 10440  
 ctaagttttt ttaccatag catacaaaga ccataaaagg ttctgataat caccggtttc 10500  
 atctcagatc cgcgatcgc aattgacgcg tactagtgtg caagcttgcg gccgcgaatt 10560  
 45 cggatcatcc ggccagtga ttatcaacta tgtataataa agttgggtac cggcctatta 10620  
 ggccacggtc cgtacagtgt ttgccacaat cagtaaattg aacggagaat attattcata 10680  
 aaaatacgat agtaacgggt gatatattca ttagaatgaa ccgaaaccgg cggttaaggat 10740  
 50 ctgagctaca catgctcagg ttttttacia cgtgcacaac agaattgaaa gcaaatatca 10800  
 tgcgatcata ggcgtctcgc atatctcatt aaagcagcaa tcaattatta attaataat 10860  
 gacctgtaac tctaacagcc gcagactccc tagtctgtaa tccctcgttt ctctgatgaa 10920  
 55 gggaatgaga tgcaattccc acagccaaga gattcacgta tgtatcacgc attgacttcg 10980  
 cgtaagttct gacatcgtac tctacgcat gtttttcaa caattgtttc actcttccgc 11040



EP 2 281 051 B1

agatTTtagg atggttatat tgtggcatgc tagggaaaag gtgatgttca atttGaaaat 11100  
 tcagataggc catccaccaa ttgactagag gtgtgttaga ttgattagtG gtatgggtttg 11160  
 5 cagaatacaa ggtccaagaa atatgcttat cgtgtggaac aacatcctta tgtgtgtgag 11220  
 acaccgcaa gttcgtgaag atatatgtac ctccgactgc cacataaaaa gcgtacaatc 11280  
 tgaaagcacc accaagccca agatgaccga atgctgcata ccataaagca tatcgtaaag 11340  
 10 ccatatagcc taattcgagt tggtttctta ctctcaatgc gtgctttgga tgttggacga 11400  
 actgccaacc aaaagatacc agggttgtga taacgcctcc aaagaaaagt ggagcttgcc 11460  
 atgctagcca cgactttcct gctcccctag ccttagcacc gatgagtcca tggAACGcaa 11520  
 15 ccagaggcat tgtttgaagg tctggatctg caccCaactt ttgCGgtgtc gcAtgggtgct 11580  
 tgttatgttg gtttctcaa taacaaccgG acattccgca acctaatacca tagataatca 11640  
 tttgcatgtg tcgatcaagt ttaataattac ctgtgagcga ataAtgacca ccctcatgct 11700  
 20 gaagccaacc gcAtctcccc tgagctattc ctgctacaat ggctcctaaa aaccaataac 11760  
 ccgcccagat aagtctaata cccgcccagt acatagcaac gacttccgca actcgataag 11820  
 ctacatgcca cagattcggT tcgaagtaac cttcggcctc gagttgggct ctcagggcct 11880  
 25 cgaagtctgc agacaaagcG tctctagcga atccatccgC tactggccta cttggcaaag 11940  
 ctctcaacat tttatccgct tttttagacc taatatggaa gttgttataa gcgtctgttg 12000  
 catcagaacc taaggagagt ttaataatgc ttctcccgG gtgcctttta ataaaatcag 12060  
 30 agacatcata cacacgacc cttatgatca tctccttaga agtgtcgata gaactaactg 12120  
 taaggTctgc tgcAtcagtt cttgacttat ttgtagctcc gtgatactta gggTccaaga 12180  
 cggatgagtG ggccgaggct gcAtcttttag cagccaatga catggaaggc gcggagggtg 12240  
 35 gagagtgagt tgtgagttgt gtggtgggtt tggTgagatt ggggatggTg ggtttatata 12300  
 gtggagactg aggaatgggg tCgtgagtgt taactttgca tgggctacac gtgggttctt 12360  
 ttgggcttac acgtagtatt attcatgcaa atgcagccaa tacatatacg gtattttaat 12420  
 40 aatgtgtggg aatacaatat gccgagtatt ttactaattt tggcaatgac aagtgtacat 12480  
 ttggattatc ttacttggcc tctcttgctt taatttggat tatttttatt ctcttacctt 12540  
 ggccgttcat attcacatcc ctaaaggcaa gacagaattg aatggTggcc aaaaattaaa 12600  
 45 acgatggata tgacctacat agtgtaggat caattaacgt cgaaggaaaa tactgattct 12660  
 attaggggtg agagttgatc ggttaattat ccaatacatg ccgttggTta attaggatta 12720  
 tataaaaaat cgatcatcta ttagaatcga ttacggTtaa ataggTataa aaatggagag 12780  
 50 aattgaatca gttataaatt tgttttcagt taaaatattt ctatgatctt caatcgattt 12840  
 cggTatttta tactcaacat ggaaaaaatt tcaaatgtat ttcttctaaa agcaaaaagaa 12900  
 tctataaaaa ctatcatttt atccaaaaca ccaaaatagt cttttacaat cttttacagc 12960  
 55 cttcacataa acgaaaacaa aagtgaacaa tttcttttta cagcctttac accaaaaaga 13020  
 ctacgatgaa ctatgataaa atttcataat ctaaaaacat taatgaggta aagactctct 13080

EP 2 281 051 B1

caaatgggat attcttcgaa aatthtcata atcgaacgat atacttgaat ttgcaactca 13140  
 tgaccgaaat tgtcccaatc cataatactc tttgacaccc tatcagatcc caacgttgtc 13200  
 5 cctggtttcg aaaccacat ttcaaacatg aacatatac aaaataaaca tttagacacc 13260  
 aaatatctgc taatggccgg cctaacctgc aggatacaag tgcgcacaga cttagcgccg 13320  
 ctaatcccgg gaattaccgg tagtaggcgc cttgttttag actgaatata acacaacgat 13380  
 10 tatatagccg ctgtctttgt ttgaagagaa tggactacat gctgaaaaat agtgatacaa 13440  
 gaatcgttgt tttaatgcta aatgaccat ctcgtgattt aacttttctg gaccaatgat 13500  
 tgtaaagttt ttttagaga ggtggtgata aacatataat gatttttgaa atgaatagag 13560  
 15 ttagaaagta agaaaaatac aataaaaatg ttaaataatg ttgtagaaat agaaatggaa 13620  
 gagaagtgta aagaaattta aataaaaatt agatgggaga gtaagttagt ttatatgat 13680  
 ttgttttctg gttagtttat ctatgttata cttttaactt ataataatcc tttccatcat 13740  
 taagcaattt ttaaaaatga cataatttta aaattatgaa gtaataattg gcatggtgaa 13800  
 20 taatagacag tgtaaatggt gtaaataat gagctcccat tttatttatt gctcccattt 13860  
 tatttatttt agtttgtgtg acagatgaac attattagga ggaaaggat aagcagggtt 13920  
 taactgtcac aggggaagggt gttttgggag tcttagttaa ttaatcagat cttcttagaa 13980  
 25 gggaaaagct catcatcagt ctggtagtac acgatatctc cgttatcaga cacgtagtga 14040  
 tcccttcaa gagacttcaa aagagcaggg ataagatgaa gaggcacagg tccagacttt 14100  
 ctaggctcac ggtagtagtt tccaacacc ctcttagcct ctctagtagc ctcaacaagg 14160  
 30 tggtagtgag gaatctgagg gaaaagggtg tggatcacgt gagttccaat atcgtggtgg 14220  
 atcttgttga agaatccgta atcctgatcc acagtagtaa gtcctcctct aaggtaagac 14280  
 cactcctttg acctgtacca aggaagctt ttatcgtatc cgtggtggtg aaggtaagtc 14340  
 35 acagtatcaa gccacatcac gaaaataagg taaggcactc cgtaaagctt gaacatcatg 14400  
 ttaggacca cgatagtaga agcgtaaaga agaaacactc ccatagcagc ccaacacata 14460  
 gtagaagtca cgataagtcc cctctcgta ggcttgaaaa gatcagagta agggttgaag 14520  
 40 tgagatccag tctttccagg agatctgtac caaaggtaaa gagggtaagc gaacataggg 14580  
 aaagggatct tgtacctaag gaacttagta gagaaatcaa gcttcttgta aaggttctca 14640  
 ggaagtggaa cccaagactc atccttctca acgtgtccat ggttctgatg gtgagtccta 14700  
 45 tgagagattc tccatccgtg gtaaggcaca aggatagaag agtgaagaac gtgtcccaca 14760  
 acgttgtaa gagtagtgtt atcagagaaa gatccgtgtc cacaatcgtg tccaagaacg 14820  
 aaaagagccc agaacatagt tccctgagca atccagtaaa caggccagaa agccaagag 14880  
 50 ttaatgtaca cagcagcagc aagaagagcg aaaacagcag caacatccca cacaacgtaa 14940  
 gaaagactcc tccaagggtt ctttaaccag caatgagcag gaatagcagc cctgatatca 15000  
 gcgatcttga aaggaggagg agcagcagga tcaaacttat cagcagctct ctttccaatt 15060  
 55 ccctcgact gttgctgtcc atcgaaaact tctccatcag ctccagactt agaaagccta 15120  
 gctccagaag aaacagccat ggtgatccg gcgcccgggt catgcattca tgcattaacc 15180

EP 2 281 051 B1

	atcactctct	tctctattta	tacaacaaca	aatgcaaaat	ctttccaact	tttttctttc	15240
	atthttattat	tcaactccaa	attaacaatt	attaaacaac	gatggcaatg	catccacgtc	15300
5	atcaaaaaag	tatatgaaat	aattagttta	aatttaaata	gatattttatg	gagagaagcg	15360
	gtttggcagg	tagcaatggg	aagtgagagg	agtgctgagg	tggcagtggtg	catggccagt	15420
	aggctcataa	tgagaagagg	tgggagctga	ggtggcagca	tgcatgcca	gtggtgtcat	15480
10	catgggaaga	ggaaggagct	cacgtggcaa	catgcatggc	gagttgtgtc	atagtgaaaa	15540
	aaccaaagtc	gaaagtgaca	tgagacatgt	gtggagagga	gggagctgag	gtggcagcgt	15600
	gcatggtgag	ttgtgtcatg	tggggaatct	aaaattctaa	tttgattttc	ccttttttat	15660
15	ttaattgtat	atattatata	tattccctag	tttatcctta	tttattttac	tctgttgtga	15720
	actacaatga	ttgtactaca	tacatgacta	aatgatcaca	caggtgtgag	aggatctgaa	15780
	tgactttaga	atgttttttt	aaaattatat	tttttaaata	tttgattttc	tataaactct	15840
20	aatcatgtat	tagaatgttt	tgaaaaactc	taagttttta	caaaaatata	tgtataacat	15900
	atattgttat	aattagatgt	atthtttgtgt	gtgttatatt	taatgatatc	aaaacatttc	15960
	atccttatga	taacctgacg	gtagtgggtt	tattgtgttt	ctcgtgtgta	ctthttttttg	16020
25	ttaattcta	acttcaagac	ttaactaaaa	gtttctaata	agatgtttta	caaaattgtt	16080
	ttcttgaaat	cttgtctctg	agtgggtgctc	atgactagaa	aacctaat	caattattat	16140
	attaaaagtt	taagtctctt	atattattat	tacagaaaca	aagagataag	gacatttttt	16200
30	ttaatctttt	ttcttcctta	ccttccttaa	tctcaaatga	aacataaatt	tgthtttgta	16260
	actgttgccc	ctthgtctgg	tgatgaggaa	ataacacatt	ttctatagaa	ggatcctggc	16320
	cggcctagta	gatttaaatt	ggccttagtg	gccaaacttg	gcgtaatcat	ggccactttg	16380
35	tacaagaaag	ctgggtggta	ccggcctatt	aggccacggt	ccgtacagtg	tttgccattg	16440
	atgcatgttg	tcaatcaatt	ggcaagtcatt	aaaatgcatt	aaaaaatatt	ttcatactca	16500
	actacaaatc	catgagtata	actataatta	taaagcaatg	attagaatct	gacaaggatt	16560
40	ctggaaaatt	acataaagga	aagttcataa	atgtctaaaa	cacaagagga	catacttgta	16620
	ttcagtaaca	tttgagctt	ttctaggtct	gaaaatata	ttgttgcccta	gtgaataagc	16680
	ataatggtac	aactacaagt	gtthttactcc	tcatattaac	ttcgggtcatt	agaggccacg	16740
45	atthtgacaca	thtttactca	aaacaaaatg	tttgcatatc	tcttataatt	tcaaattcaa	16800
	cacacaacaa	ataagagaaa	aaacaaataa	tattaatttg	agaatgaaca	aaaggaccat	16860
	atcattcatt	aactcttctc	catccatttc	catttcacag	ttcgatagcg	aaaaccgaat	16920
50	aaaaaacaca	gtaaattaca	agcacaacaa	atggtacaag	aaaaacagtt	ttcccaatgc	16980
	cataaactc	gaaccaatca	attattaatt	aactagagct	tgthcttgta	gaacaccacc	17040
	thtccatcat	cctcaacgaa	cttgcaatgg	gtgtaagatc	tccagagagc	aacaggaaca	17100
55	ggagtgggtat	ccttcaagta	gaactthtccg	aggagaggct	taatagcgtt	ggtagcctcc	17160
	tcgcaatgat	agaaaggcat	cttgagagaag	atgtgggtggc	aaacatgggt	atccacgatt	17220

EP 2 281 051 B1

ctatgcacca cagaatcgag gaatggacca aatgatctat ccacagtgca caaagctcct 17280  
 ctcaaccaat tccactctcc ctctctgaaa tgagggatgt aggtatcggg gtggttgagg 17340  
 5 taggtaatca acaccaagta agcgttcaca atgaagtaag gcaccacgta gaacttcacc 17400  
 atgggtgtga aggagaaagt gtgcaccaa gcagccaaaa cagccaacat agccaccaag 17460  
 aaaatatcgg agagcacgat catccatctc tccctatcag catagatagc ggagtaaggg 17520  
 10 ttgaagtgag acctagactt tccccagtac ttagtaggtc cagtagcgtt gaagaagagg 17580  
 tatccaggca tccatccaac aaccaacatg tacacgatac ggtagagttg gtagagagga 17640  
 gaatcctcca aggtctcgtt ccaagaagaa gccaacacag atctggtcac aggaacgaaa 17700  
 15 acctcatcgt tctcgcaaga tccagtgttg gaatggtgct ttctgtgaga gattctccaa 17760  
 gagtggtaag gcaccaacia agcagaatgc aacacgagtc caatcaagtt gttcaccacc 17820  
 tcagaagagc aataagcctg atgtccacac tcatgagcga taaccacac tccagtcaag 17880  
 20 taagatccct ggaagaacca gtacacaggc cacaaaacat aagcagcagc tccagctcta 17940  
 tcaatgaagg tagcagcgtg gaacaaagca gcgcaagtca acacgttctt gatcatgtag 18000  
 taggtggagg tcacgaaaga tctctcgaag cagtgccttag gaatagcagc tctgagatct 18060  
 ctgagagaga aatgaggcaa ctccaaaggc aaaggagcag gagcaccctc aacatgagtg 18120  
 25 tatccagcct cagccaattg tctttgctta gcctcagaat cagtagcgag gttagcagca 18180  
 gaatcagcct cagggttcaa aatagccatg gcgcatccgg cgcggtggtt ttaatcttgt 18240  
 ttgtattgat gagttttggt ttgagtaaag agtgaagcgg atgagttaat ttataggcta 18300  
 30 taaaggagat ttgcatggcg atcacgtgta ataatgcatg cacgcatgtg attgtatgtg 18360  
 tgtgctgtga gagagaagct cttaggtggt tgaagggagt gacaagtggc gaagaaaaac 18420  
 aattctccgc ggctgcatgc tatgtgtaac gtgtagctaa tgttctggca tggcatctta 18480  
 35 tgaacgattc tttttaaaaa caaggtaaaa acttaacttc ataaaattaa aaaaaaacg 18540  
 tttactaagt tggtttaaaa ggggatgaga gtctataaat tttggaggta gtgccgttgg 18600  
 gaatataaat tgggagctta atcagaatta tagaagttaa agttgattta gtcacgggtca 18660  
 40 atataaattg ggaatttgag tcaaaatctt ccaaattcgg aatccgtctt gttacaccgg 18720  
 gtggatagga gccgaacggt ttgaaaatac ttgaaatgtg gatgcagggtg caggctgggt 18780  
 taattttatg ttgaatggat acatgtcaat cgaatttgag ttataggtac acattttact 18840  
 45 ctgatactaa aatgtaacat ttgtctcaag aatgggtagg tcatccttat ggccggccta 18900  
 acctgcagga tacaagtgcg cacagactag cggccgctaa tcccgggaat taccggtagt 18960  
 aggcgccatt gatgcatggt gtcaatcaat tggcaagtca taaaatgcat taaaaaatat 19020  
 50 tttcatactc aactacaaat ccatgagtat aactataatt ataaagcaat gattagaatc 19080  
 tgacaaggat tctggaaaat tacataaagg aaagttcata aatgtctaaa acacaagagg 19140  
 acatacttgt attcagtaac atttgcagct tttctaggtc tgaaaatata tttgttgctt 19200  
 55 agtgaataag cataatggta caactacaag tgttttactc ctcatattaa cttcgggtcat 19260  
 tagaggccac gatttgacac atttttactc aaaacaaaat gtttgcataat ctcttataat 19320

EP 2 281 051 B1

	ttcaaattca	acacacaaca	aataagagaa	aaaacaaata	atattaat	gagaatgaac	19380
	aaaaggacca	tatcattcat	taactcttct	ccatccattt	ccatttcaca	gttcgatagc	19440
5	gaaaaccgaa	taaaaaacac	agtaaattac	aagcacaaca	aatggtacaa	gaaaaacagt	19500
	tttcccaatg	ccataaact	cgaactcagg	tagacttggt	cttagcagca	gcttcagtag	19560
	cagccttagc	ctccttcaaa	gtgaagagct	tagcctcttg	atcaaccact	ccgtagttag	19620
10	catacaacct	tcccactctg	aagaaagcct	tgatgattgg	ctcatcggac	tttctcacia	19680
	gctctgggaa	agcttggtgg	aaagcagcag	tagccttctt	gagcttgtag	tgtgggataa	19740
	ttgggaagag	gtggtggatc	tgggtgagttc	cgatgttggt	ggagagggtta	tcgatgagag	19800
15	caccgtaaga	tctatccaca	gaggacaagt	ttcccttcac	gtaagtccac	tcagaatcag	19860
	cataccatgg	agtctcctca	tcgttgtggt	gcaagaaggt	ggtaatcacc	aacatagatc	19920
	cgaacacgaa	aactggtccg	tagtagtaga	tagccatggt	cttaagtccc	aactggagag	19980
20	acaagtagat	agagagtcca	gcaacgaaga	agtgagcgag	caaagagata	accacagcgg	20040
	acacttgtct	cacaaaaagt	ggctcgaatg	ggttgaagtg	gttcaccttt	cttggtggga	20100
	atccctccac	caaataagca	agccaagcag	ctcccaaagc	caagatcaag	ttcctggaca	20160
25	atgggtgatc	atcagccttt	ctctgtgggt	agaacacctc	atctctatcg	atgtttccgg	20220
	tgttcttggt	gtggtgtctg	tgggtcaact	tccaagactc	gaatggggtc	aagatgagag	20280
	agtgcattga	ggttcccaca	acgaagttca	agaggtggta	tctagagaaa	gctccgtgtc	20340
30	cagcatcgtg	tccaacagtg	aagaatcccc	agaacacaat	tccctggagg	aggatataatc	20400
	cagtgacaaa	agcagcatcc	aaagcccaga	aagactcaac	ctctggcaaa	gctctagcgt	20460
	agttcaatcc	gaaggtcaaa	gccacagcaa	taaccaagca	tctcacagtg	tagtagagag	20520
35	acaaaggcac	agaagcctcg	aagcaatcct	ttgggagaga	tctcttgatc	tcggtgagag	20580
	ttgggaaaac	gtaagcctcc	tttgtagcca	tgggtgtttt	taatcttggt	tgtattgatg	20640
	agttttgggt	tgagtaaaga	gtgaagccga	tgagtttaatt	tataggctat	aaaggagatt	20700
40	tgcatggcga	tcacgtgtaa	taatgcatgc	acgcatgtga	ttgtatgtgt	gtgctgtgag	20760
	agagaagctc	ttaggtgttt	gaagggagtg	acaagtggcg	aagaaaaaca	attctccgcg	20820
	gctgcatgct	atgtgtaacg	tgtagctaatt	gttctggcat	ggcatcttat	gaacgattct	20880
45	ttttaaaaac	aaggtaaaaa	cttaacttca	taaaattaaa	aaaaaacgt	ttactaagtt	20940
	ggtttaaaag	gggatgagag	tctataaatt	ttggaggtag	tgccgttggg	aatataaatt	21000
	gggagcttaa	tcagaattat	agaagttaaa	gttgatttag	tcacgggtcaa	tataaattgg	21060
50	gaatttgagt	caaaatcttc	caaattcgga	atccgtcttg	ttacaccccg	tggataggag	21120
	ccgaacgggt	tgaaaatact	tgaaatgtgg	atgcaggtgc	aggctggttt	aattttatgt	21180
	tgaatggata	catgtcaatc	gaatttgagt	tatagggtaca	cattttactc	tgatactaaa	21240
55	atgtaacatt	tgtctcaaga	atgggtaggt	catccttatg	gccggcctag	tagatttaaa	21300
	ttggccttag	tggccaagct	tggcgtaatc	atggagcctg	cttttttgta	caaacttggg	21360

EP 2 281 051 B1

	taccggccta	ttaggccacg	gtccgtacag	tgtttgcccc	ccactccgcc	ctacactcgt	21420
	atatatatgc	ctaaacctgc	cccgttcctc	atatgtgata	ttattatttc	attattaggt	21480
5	ataagatagt	aaacgataag	gaaagacaat	ttattgagaa	agccatgcta	aaatatagat	21540
	agatatacct	tagcaggtgt	ttattttaca	acataacata	acatagtagc	tagccagcag	21600
	gcaggcetaa	acatagtata	gtctatctgc	agggggtacg	gtcgaggcgg	ccttaattaa	21660
10	ttatcaagcg	gtctttccag	aatgttgctc	gtgcacgtag	tagtgctttc	ccacattatc	21720
	gaggtttccc	aaagtagcct	tccaagctcc	agcataagtc	atcaccttgt	agttgaggtt	21780
	ccactttcta	gcgaaagcaa	cgaatcttct	ggacacctca	ggttgctgta	attgaggcat	21840
15	agaaggggaag	aggtgatgaa	tcacttggca	gttcaagtat	cccatcaacc	agttaacca	21900
	tccctgagaa	ggatcgatat	caatgggtgtg	atccacagcg	tacctaacco	aagacaaatg	21960
	ctcatcagca	ggaacaacat	ccaaatgggt	gtgagaagta	gagaagtgag	cgaacaagta	22020
20	gcatccggaa	accaagaag	tagccaagaa	gagtccgtag	gattgcatag	cggtgaatcc	22080
	agtaacagcc	ttaatggctc	aggttcta	catatgagca	gccaacatcc	acacaagctc	22140
	ctcgtacttt	cctcccttca	aagccttaga	aggatggagg	aagaacatcc	agaagagcaa	22200
25	caccaatcca	gaagtcacag	gaatgaaggt	ccaagcttgc	aatctgagcc	agtacttaga	22260
	gaatccccta	ggtctattat	cctccacagc	ggtgttgaag	aaagcaacag	caggagtgggt	22320
	atccaaatcc	atatcgtgcc	tcactttttg	aggagttagca	tggtgcttgt	tgtgcatgga	22380
30	gttccacata	tctccagatc	cagccaatcc	gaatccagca	gtgaaagctt	ggattctctt	22440
	atcccaccag	atgtttccgg	tcaaagaaga	atgtcctccc	tcatgttgaa	cccatccaca	22500
	tctagctccg	aagaagcaag	cgtaaacc	caacagagac	acaacgtatc	tagcgtacat	22560
35	caagtagggt	cccaaagcgt	acatagcagc	caactcagcg	aatctgtaag	caacatgagc	22620
	aggagaaggc	ttgaagaatc	cgtccctctc	caactccttt	ctccacttag	cgaaatcctg	22680
	gagcatctca	gcatcatcca	cttagcgggt	cttagcaggt	ctagaaggca	aagcagccaa	22740
	agccttctca	gcctttctag	atctgtgggt	gaactccttg	aaagcctcag	tagcatcagc	22800
40	tccagtgtta	gagagagcgt	agaaaatcac	ggttcctcca	ggatgtttga	aatcggtcac	22860
	atcgtactca	actccctcga	taaccacgta	tcttctagcg	aaggcttag	ccaaagcagc	22920
	aggttccatc	ttctcagcag	acaacttcac	gtagcctca	gctctttctc	tctctccatc	22980
45	gaaagcgatc	tccacagtag	ggattccatc	gttgttctcg	gtctcaacac	acatgggtggc	23040
	gcggttcagc	ttgatcgctc	tattaattag	ttcattgttt	tatacgtgaa	gaaaaagaaa	23100
	gagacggaat	atatggcaaa	aaacatgcaa	ggggacgtgt	gttaacatac	gtgtcttatg	23160
50	actaattatt	cgtagtggca	gtttctacca	tctggaaatg	gaattgatat	acacaggcca	23220
	gcaagacact	ctagcttacc	atagagcatt	ttcatgcaca	cttttttaaa	agacaaagga	23280
	agtatattaa	tagatgggtca	taattctgaa	tgttttatta	cctttaacat	tccaacaagg	23340
55	ttaaaaccaa	tgtttcaaga	tgtcaatgtg	tccttcacaa	actcatatat	tgaattacta	23400
	gtttgaccaa	gatataaggg	ttaactctaa	aacataagaa	aatatgacac	aaatataaaa	23460

EP 2 281 051 B1

	taaatatcag	atatattgag	agatctcaaa	attattaaga	ataaaatatic	taagtattaa	23520
	tattgttggg	ggatttctaa	aggtgacagg	tgataaatta	tattattgta	aaatttaaaa	23580
5	taagagaata	tttttatatt	gttgtaaaat	ttaaaataag	agaatatttt	tgagttacgt	23640
	tttgtactaa	atttctattg	atggattttg	gactttgaaa	taccataatt	tctattcaat	23700
	tcattacaca	tttttttcca	gcatacaatt	tagcattaca	aagtttttat	ataggcttga	23760
10	agaaaagtaa	catagaaaac	aataattcaa	aatcaagac	gaggactatt	tggttttctc	23820
	aatcttaatg	atacaacttt	atcataattt	taaataagga	caataattat	aatgtgatga	23880
	ttacaatttt	cttataatac	ttactaaagg	tagtggtggg	tacaacacat	taattttaac	23940
15	actccccctt	aatgtgttgc	tctttaactc	ccattacttc	tctaagttgt	taaaatcttc	24000
	ctctttgtag	tatttttagta	aaagtgtctg	taagttgctc	ttatgaactg	cagaaaggta	24060
	actgcacatt	tccttcttca	atcactcttc	gaatgaagtg	gtgttttatg	ttaatgtgtc	24120
20	tagtccgact	atgaaaaaca	ggattctttg	tgttgtacta	caaaaatttt	cctctcagtc	24180
	ttcaagaatt	ttctcataag	atcttccatg	acatcaagtt	tgagcactg	atacatcaat	24240
	ttaggtttgg	aattggcaca	agagcaaaat	ggtcaattgc	acactgaaaa	gtcaaacctt	24300
25	gacttttgca	tcaacatcaa	atttcaagaa	tcacatttca	tcaagacatg	ttagaatatg	24360
	aagtttgttt	tattaagaaa	gtcaaaagtc	aagtttgctt	tgaaaagtc	aaaattctaa	24420
	acacttagaa	atttttctaa	ctgttaagaa	atatgacaag	ttcagaactt	ctggccagat	24480
30	ttcaccatg	atgcaagttg	attctggaag	aacttctgac	acaagagttg	tagatttcaa	24540
	tgagatctaa	gacattgagg	aacagaactt	ctcttaaaaa	tgatgggatt	tcaagttata	24600
	aatctttgaa	gacacgtcca	tgaaactgaa	gtactcaata	aattttgggc	cttccaaga	24660
35	cggaatttgg	ttagaacttc	tggagcagtt	ttcacgtagg	ttcaatcaga	gtttgcaaga	24720
	gtaattcaaa	gaaagtctac	aaagcatggt	acaagctttc	tgaaaagtct	tagaactcct	24780
	tcagaacatg	ttggaacaga	gagattcaaa	gatcagaagt	tggatacagt	ccgggccgtc	24840
40	gatggccggc	ctaacctgca	ggatacaagt	gcgcacagac	tagcggccgc	taatcccggg	24900
	aattaccggt	agtaggcgcc	ctgaattaac	gccgaattaa	ttcgggggat	ctggatttta	24960
	gtactggatt	ttggttttag	gaattagaaa	ttttattgat	agaagtattt	tacaaataca	25020
45	aatacact	aagggtttct	tatatgctca	acacatgagc	gaaaccctat	aggaacccta	25080
	attcccttat	ctgggaacta	ctcacacatt	attatggaga	aactcgagct	tgctcgagata	25140
	tcgggctaga	gcgccaccgc	ggtggagatc	tgccgcctta	attaatcaag	cggacttctt	25200
50	cttctttgga	gccatgtagg	attgcacgaa	gaactgagcg	aagaggaaga	aaagggagag	25260
	aatgtacacg	aagtacacga	tggtgattct	gagggaaacc	ttatcgcatc	cgtggaaaac	25320
	caagtaggta	gcttgggaca	tcatgatggt	gaattgcaag	agttggaaag	cggatcaaga	25380
55	tgacttccac	cagattggca	aagactttcc	ggtcttagaa	tccttgggtg	gcatgcagat	25440
	gaagtagtag	gtgtacatca	cggtgtgaat	gaatccgttg	aggaggatgg	tcaagaagat	25500

## EP 2 281 051 B1

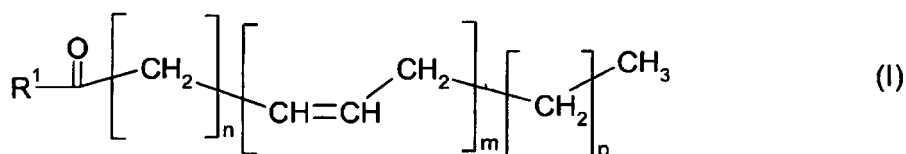
atctccatcg tagagcacgt tagcgttcaa ccagtagaag aggaagatgg tggatgatg 25560  
gtacacgtgc aagaaagaga gttgtctcca cttctttccg agcacaatga agatggatc 25620  
5 ccagaaatcc cacactttgg agatgtagaa gagccagagc aagttagcaa ctggtggatc 25680  
gttcacgttg aagtggttgc atggcataac ggtgtatccg ttcctataag cgaggaatcc 25740  
agcctcaaca gtcatgtaag cgcagaggaa gatttgagac acgttgtaga ggaacttgat 25800  
10 agggatggg tccatagctg ggagagattg catcacagca gatcccaaga tcacgaaagc 25860  
gatgtagatg agagcaatgg tgatagcgga tctgaaatcg cacaaccacc aatcctcct 25920  
atcagctctg aactttccat ctggatcact ccaatcgatg atagcagctc caatcttatt 25980  
15 catagcagcg ttataagcat ccatggact ggctatgaag aaattataat cgtgtaaaac 26040  
ttagtgagtg tgtatgaatg aaagtattgc aaaatcctca ttatatagac tacatgcata 26100  
actagttgca tgtaaatttg tagttttctt cattattgca tcctccaagt ggatgtcatg 26160  
20 gttttacaca tggcttccat gcaaatcatt tccaaaatat ttttaaactt tccacagggc 26220  
atccatgcat gcacctcaaa acttgtgtgt ggtaacattg ttgtcttgaa aaattactaa 26280  
accttttgc cacgtgacgt tcatgcacct caaatcttgt gtggtaccat tattatcctc 26340  
25 aagaattatt gaatgtttgg tgtatatgcc atccatgcag cattgcaaca attaaatctc 26400  
caaaccttgt ggtaccatat tcactcactt taattctcct atagtagaaa tattagcaaa 26460  
tatttacatt tccagttgat tagtatatgt atttagaaga caaaaataat ttagaatcaa 26520  
30 ttaatcaact tgcaaattgc taagtgttg caaacgttag cataaaagggt gttataaatt 26580  
tagtaccaaa tataaaaatt tatcgcaaat caaacacata acacacatag taaaacaaaa 26640  
acaaattaca agggtttaga cgtttagtgg caatgtgtaa atttgctgca gtggccggcc 26700  
35 tagtagattt aaattggcct tagtggccaa gcttggcgta atcatggcaa ctttt 26755

### Claims

- 40 1. A polynucleotide comprising a nucleic acid sequence selected from the group consisting of:
- (a) nucleic acid sequence as shown in SEQ ID NO. 1;
  - (b) nucleic acid sequence which codes for a polypeptide having an amino acid sequence as shown in SEQ ID NO. 2;
  - 45 (c) nucleic acid sequence which hybridizes to a nucleic acid of (a) or (b) under stringent hybridization conditions, wherein stringent hybridization conditions are hybridizations in 6 x sodium chloride/sodium citrate (SSC) at approximately 45 °C, followed by one or more wash steps in 0.2 x SSC, 0.1 % SDS at 50 to 65 °C and wherein the nucleic acid sequence codes for a polypeptide with  $\Delta 5$  desaturase activity and acyl CoA specificity.
- 50 2. The polynucleotide according to claim 1, wherein the polynucleotide consists of RNA or DNA.
3. A vector comprising the polynucleotide according to claim 1 or 2.
4. The vector according to claim 3, wherein the vector is an expression vector.
- 55 5. The vector according to claim 3 or 4, wherein the vector comprises at least one further polynucleotide which codes for a further enzyme which is involved in the biosynthesis of lipids or fatty acids.

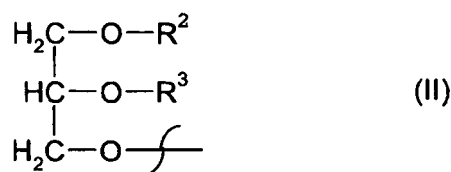


6. A host cell comprising the polynucleotide according to claim 1 or 2 or the vector according to any of claims 3 to 5.
7. The host cell according to claim 6, wherein the host cell additionally comprises at least one further enzyme which is involved in the biosynthesis of lipids or fatty acids.
8. The vector according to claim 5 or the host cell according to claim 7, wherein the enzyme is selected from the group consisting of: acyl-CoA dehydrogenase(s), acyl-ACP [= acyl carrier protein] desaturase(s), acyl-ACP thioesterase(s), fatty acid acyltransferase(s), acyl-CoA:lysophospholipid acyltransferase(s), fatty acid synthase(s), fatty acid hydroxylase(s), acetyl-coenzyme A carboxylase(s), acylcoenzyme A oxidase(s), fatty acid desaturase(s), fatty acid acetylenase(s), lipoyxygenase(s), triacylglycerol lipase(s), allene oxide synthase(s), hydroperoxide lyase(s), fatty acid elongase(s),  $\Delta 4$ -desaturase(s),  $\Delta 5$ -desaturase(s),  $\Delta 6$ -desaturase(s),  $\Delta 8$ -desaturase(s),  $\Delta 9$ -desaturase(s),  $\Delta 12$ -desaturase(s),  $\Delta 5$ -elongase(s),  $\Delta 6$ -elongase(s) and  $\Delta 9$ -elongase(s).
9. A method of generating a polypeptide with desaturase activity, comprising the steps:
- (a) expressing a polynucleotide according to claim 1 or 2 in a host cell; and  
 (b) obtaining, from the host cell, the polypeptide which is encoded by the polynucleotide according to (a).
10. A polypeptide which is encoded by the polynucleotide according to claim 1 or 2.
11. An antibody which specifically recognizes the polypeptide having an amino acid sequence as shown in SEQ ID NO. 2.
12. A transgenic, nonhuman organism comprising the polynucleotide according to claim 1 or 2, the vector according to any of claims 3 to 5 or the host cell according to claim 8.
13. The transgenic, nonhuman organism according to claim 12, wherein the organism is an animal, a plant or a multicellular microorganism.
14. A method for the production of a substance which has the structure shown in the general formula I hereinbelow



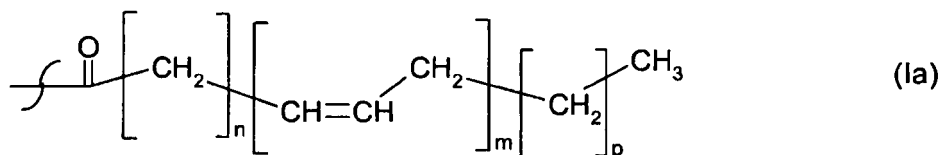
where the variables and substituents are as follows:

$R^1$  = hydroxyl, coenzyme A (thioester), lysophosphatidylcholine, lysophosphatidylethanolamine, lysophosphatidylglycerol, lysodiphosphatidylglycerol, lysophosphatidylserine, lysophosphatidylinositol, sphingo base or a radical of the formula II



$R^2$  = hydrogen, lysophosphatidylcholine, lysophosphatidylethanolamine, lysophosphatidylglycerol, lysodiphosphatidylglycerol, lysophosphatidylserine, lysophosphatidylinositol or saturated or unsaturated  $C_2$ - $C_{24}$ -alkylcarbonyl,

$R^3$  = hydrogen, saturated or unsaturated  $C_2$ - $C_{24}$ -alkylcarbonyl, or  $R^2$  and  $R^3$  independently of one another are a radical of the formula Ia:



n = 2, 3, 4, 5, 6, 7 or 9, m = 2, 3, 4, 5 or 6 and p = 0 or 3;  
and

wherein the method comprises the cultivation of (i) a host cell according to any of claims 3 to 5 or (ii) of a transgenic, nonhuman organism according to claim 12 or 13 under conditions which permit the biosynthesis of the substance.

15. A method for the production of an oil, lipid or fatty acid composition, comprising the steps of the method according to claim 14 and the further step of formulating the substance as an oil, lipid or fatty acid composition.

16. The method according to claim 15, wherein the oil, lipid or fatty acid composition is formulated further to give a drug, a cosmetic product, a foodstuff, a feedstuff, preferably fish food, or a food supplement.

17. The use of the polynucleotide according to claim 1 or 2, of the vector according to any of claims 3 to 5, of the host cell according to claim 6 or 7, of the vector or the host cell according to claim 8, of the polypeptide according to claim 10 or of the transgenic, nonhuman organism according to claim 12 or 13 for the production of an oil, lipid or fatty acid composition.

18. The use according to claim 17, wherein the oil, lipid or fatty acid composition is to be employed as a drug, cosmetic product, foodstuff, feedstuff, preferably fish food, or food supplement.

#### Patentansprüche

1. Polynukleotid, umfassend eine Nukleinsäuresequenz, ausgewählt aus der Gruppe bestehend aus:

- (a) Nukleinsäuresequenz gemäß SEQ ID NO. 1;
- (b) Nukleinsäuresequenz, die für ein Polypeptid mit einer Aminosäuresequenz gemäß SEQ ID NO. 2 codiert;
- (c) Nukleinsäuresequenz, die unter stringenten Hybridisierungsbedingungen mit einer Nukleinsäure gemäß (a) oder (b) hybridisiert, wobei stringente Hybridisierungsbedingungen Hybridisierungen in 6 x Natriumchlorid/Natriumcitrat (SSC) bei ungefähr 45°C, gefolgt von einem oder mehreren Waschschrritten in 0,2 x SSC, 0,1% SDS bei 50 bis 65°C sind und wobei die Nukleinsäuresequenz für ein Polypeptid mit  $\Delta 5$ -Desaturaseaktivität und Acyl-CoA-Spezifität codiert.

2. Polynukleotid nach Anspruch 1, wobei das Polynukleotid aus RNA oder DNA besteht.

3. Vektor, umfassend das Polynukleotid nach Anspruch 1 oder 2.

4. Vektor nach Anspruch 3, wobei der Vektor ein Expressionsvektor ist.

5. Vektor nach Anspruch 3 oder 4, wobei der Vektor mindestens ein weiteres Polynukleotid umfasst, das für ein weiteres Enzym codiert, das an der Biosynthese von Lipiden oder Fettsäuren beteiligt ist.

6. Wirtszelle, umfassend das Polynukleotid nach Anspruch 1 oder 2 oder den Vektor nach einem der Ansprüche 3 bis 5.

7. Wirtszelle nach Anspruch 6, wobei die Wirtszelle zusätzlich mindestens ein weiteres Enzym umfasst, das an der Biosynthese von Lipiden oder Fettsäuren beteiligt ist.

8. Vektor nach Anspruch 5 oder Wirtszelle nach Anspruch 7, wobei das Enzym aus der Gruppe bestehend aus: Acyl-CoA-Dehydrogenase(n), Acyl-ACP[= Acyl Carrier Protein]-Desaturase(n), Acyl-ACP-Thioesterase(n), Fettsäureacyltransferase(n), Acyl-CoA:Lysophospholipidacyltransferase(n), Fettsäuresynthase(n), Fettsäurehydroxylase(n), Acetyl-Coenzym-A-Carboxylase(n), Acyl-Coenzym-A-Oxidase(n), Fettsäuredesaturase(n), Fettsäureacetyltransferase(n), Lipoxygenase(n), Triacylglycerollipase(n), Allenoxidsynthase(n), Hydroperoxidlyase(n), Fettsäureelonga-

se(n),  $\Delta 4$ -Desaturase(n),  $\Delta 5$ -Desaturase(n),  $\Delta$ -Desaturase(n),  $\Delta 8$ -Desaturase(n),  $\Delta 9$ -Desaturase(n),  $\Delta 12$ -Desaturase(n),  $\Delta 5$ -Elongase(n),  $\Delta 6$ -Elongase(n) und  $\Delta 9$ -Elongase(n) ausgewählt ist.

9. Verfahren zur Herstellung eines Polypeptids mit Desaturaseaktivität, umfassend die Schritte:

- (a) Exprimieren eines Polynukleotids nach Anspruch 1 oder 2 in einer Wirtszelle; und
- (b) Gewinnen des Polypeptids, das von dem Polynukleotid gemäß (a) codiert wird, aus der Wirtszelle.

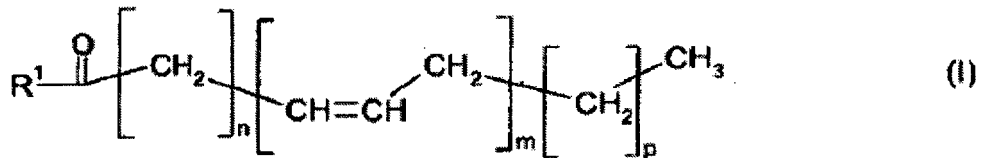
10. Polypeptid, das von dem Polynukleotid nach Anspruch 1 oder 2 codiert wird.

11. Antikörper der spezifisch das Polypeptid mit einer Aminosäuresequenz gemäß SEQ ID NO. 2 erkennt.

12. Transgener, nichtmenschlicher Organismus, umfassend das Polynukleotid nach Anspruch 1 oder 2, den Vektor nach einem der Ansprüche 3 bis 5 oder die Wirtszelle nach Anspruch 8.

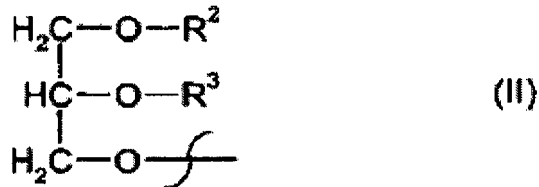
13. Transgener, nichtmenschlicher Organismus nach Anspruch 12, wobei es sich bei dem Organismus um ein Tier, eine Pflanze oder einen mehrzelligen Mikroorganismus handelt.

14. Verfahren zur Herstellung einer Substanz mit der Struktur gemäß der allgemeinen Formel I unten



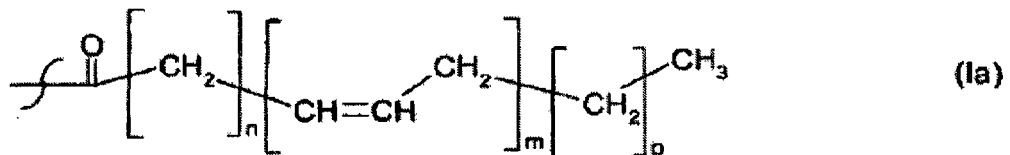
worin die Variablen und Substituenten folgendermaßen sind:

$R^1$  = Hydroxyl, Coenzym A (Thioester), Lysophosphatidylcholin, Lysophosphatidylethanolamin, Lysophosphatidylglycerol, Lysodiphosphatidylglycerol, Lysophosphatidylserin, Lysophosphatidylinositol, Sphingobase oder ein Rest der Formel II



$R^2$  = Wasserstoff, Lysophosphatidylcholin, Lysophosphatidylethanolamin, Lysophosphatidylglycerol, Lysodiphosphatidylglycerol, Lysophosphatidylserin, Lysophosphatidylinositol oder gesättigtes oder ungesättigtes  $C_2$ - $C_{24}$ -Alkylcarbonyl,

$R^3$  = Wasserstoff, gesättigtes oder ungesättigtes  $C_2$ - $C_{24}$ -Alkylcarbonyl, oder  $R^2$  und  $R^3$  sind unabhängig voneinander ein Rest der Formel Ia:



$n = 2, 3, 4, 5, 6, 7$  oder  $9$ ,  $m = 2, 3, 4, 5$  oder  $6$  und  $p = 0$  oder  $3$ ;  
und

wobei das Verfahren das Kultivieren von (i) einer Wirtszelle nach einem der Ansprüche 3 bis 5 oder (ii) eines transgenen, nichtmenschlichen Organismus nach Anspruch 12 oder 13 unter Bedingungen, die die Biosynthese

der Substanz gestatten, umfasst.

- 5
15. Verfahren zur Herstellung einer Öl-, Lipid- oder Fettsäurezusammensetzung, umfassend die Schritte des Verfahrens nach Anspruch 14 und den weiteren Schritt des Formulierens der Substanz als Öl-, Lipid- oder Fettsäurezusammensetzung.
- 10
16. Verfahren nach Anspruch 15, wobei die Öl-, Lipid- oder Fettsäurezusammensetzung zu einem Arzneistoff, einem Kosmetikprodukt, einem Nahrungsmittel, einem Futtermittel, vorzugsweise Fischfutter, oder einem Nahrungsergänzungsmittel weiterformuliert wird.
- 15
17. Verwendung des Polynukleotids nach Anspruch 1 oder 2, des Vektors nach einem der Ansprüche 3 bis 5, der Wirtszelle nach Anspruch 6 oder 7, des Vektors oder der Wirtszelle nach Anspruch 8, des Polypeptids nach Anspruch 10 oder des transgenen, nichtmenschlichen Organismus nach Anspruch 12 oder 13 für die Herstellung einer Öl-, Lipid- oder Fettsäurezusammensetzung.
- 20
18. Verwendung nach Anspruch 17, wobei die Öl-, Lipid- oder Fettsäurezusammensetzung als Arzneistoff, Kosmetikprodukt, Nahrungsmittel, Futtermittel, vorzugsweise Fischfutter, oder Nahrungsergänzungsmittel zu verwenden ist.

## 20 Revendications

1. Polynucléotide comprenant une séquence d'acide nucléique choisie dans le groupe constitué de :
- 25
- (a) une séquence d'acide nucléique telle que décrite dans SEQ ID NO. 1 ;
- (b) une séquence d'acide nucléique qui code pour un polypeptide ayant une séquence d'acides aminés telle que décrite dans SEQ ID NO. 2 ;
- (c) une séquence d'acide nucléique qui s'hybride avec un acide nucléique de (a) ou (b) dans des conditions d'hybridation stringentes, des conditions d'hybridation stringentes étant des hybridations dans 6 x chlorure de sodium/citrate de sodium (SSC) à approximativement 45 °C, suivies d'une ou plusieurs étapes de lavage dans
- 30
- 0,2 x SSC, 0,1 % SDS à 50 à 65 °C et la séquence d'acide nucléique codant pour un polypeptide ayant une activité  $\Delta 5$  désaturase et une spécificité pour l'acyl-CoA.
2. Polynucléotide selon la revendication 1, le polynucléotide étant constitué d'ARN ou d'ADN.
- 35
3. Vecteur comprenant le polynucléotide selon la revendication 1 ou 2.
4. Vecteur selon la revendication 3, le vecteur étant un vecteur d'expression.
5. Vecteur selon la revendication 3 ou 4, le vecteur comprenant au moins un autre polynucléotide qui code pour une autre enzyme qui est impliquée dans la biosynthèse des lipides ou des acides gras.
- 40
6. Cellule hôte comprenant le polynucléotide selon la revendication 1 ou 2 ou le vecteur selon l'une quelconque des revendications 3 à 5.
7. Cellule hôte selon la revendication 6, la cellule hôte comprenant en outre au moins une autre enzyme qui est impliquée dans la biosynthèse des lipides des acides gras.
- 45
8. Vecteur selon la revendication 5 ou cellule hôte selon la revendication 7, l'enzyme étant choisie dans le groupe constitué des : acyl-CoA déshydrogénase(s), acyl-ACP [= protéine de transport d'acyle] désaturase(s), acyl-ACP thioestérase(s), acide gras acyltransférase(s), acyl-CoA:lysophospholipide acyltransférase(s), acide gras synthase(s), acide gras hydroxylase(s), acétyl-coenzyme A carboxylase(s), acylcoenzyme A oxydase(s), acide gras désaturase(s), acide gras acétylénase(s), lipoxygénase(s), triacylglycérol lipase(s), oxyde d'allène synthase(s), hydroperoxyde lyase(s), acide gras élongase(s),  $\Delta$ -désaturase(s),  $\Delta 5$ -désaturase(s),  $\Delta 6$ -désaturase(s),  $\Delta 8$ -désaturase(s),  $\Delta 9$ -désaturase(s),  $\Delta 12$ -désaturase(s),  $\Delta 5$ -élongase(s),  $\Delta 6$ -élongase(s) et  $\Delta 9$ -élongase(s).
- 50
9. Procédé de génération d'un polypeptide ayant une activité désaturase, comprenant les étapes de :
- 55
- (a) expression d'un polynucléotide selon la revendication 1 ou 2 dans une cellule hôte ; et

(b) obtention, à partir de la cellule hôte, du polypeptide qui est codé par le polynucléotide selon (a).

10. Polypeptide qui est codé par le polynucléotide selon la revendication 1 ou 2.

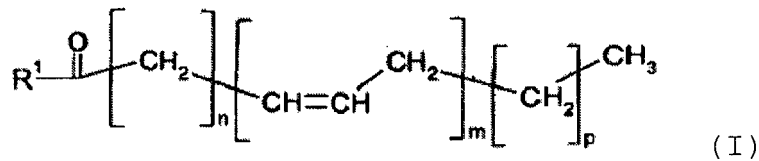
5 11. Anticorps qui reconnaît spécifiquement le polypeptide ayant une séquence d'acides aminés telle que décrite dans SEQ ID NO. 2.

12. Organisme transgénique, non humain comprenant le polynucléotide selon la revendication 1 ou 2, le vecteur selon l'une quelconque des revendications 3 à 5 ou la cellule hôte selon la revendication 8.

10 13. Organisme transgénique, non humain selon la revendication 12, l'organisme étant un animal, une plante ou un micro-organisme multicellulaire.

14. Procédé de production d'une substance qui a la structure décrite dans la formule générale I ci-dessous

15

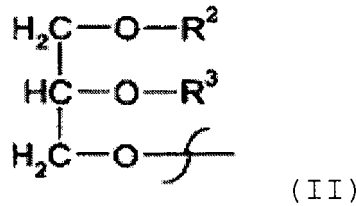


les variables et substituants étant comme suit :

25

R<sup>1</sup> = hydroxyle, coenzyme A (thioester), lysophosphatidylcholine, lysophosphatidyléthanolamine, lysophosphatidylglycérol, lysodiphosphatidylglycérol, lysophosphatidylsérine, lysophosphatidylinositol, sphingobase ou un radical de formule II

30



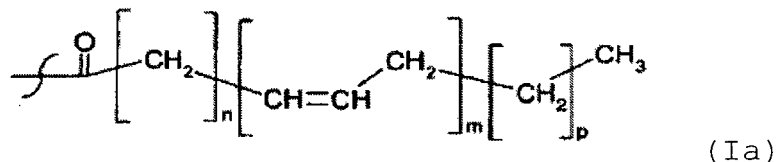
35

R<sup>2</sup> = hydrogène, lysophosphatidylcholine, lysophosphatidyléthanolamine, lysophosphatidylglycérol, lysodiphosphatidylglycérol, lysophosphatidylsérine, lysophosphatidylinositol ou alkylcarbonyle en C<sub>2</sub>-C<sub>24</sub> saturé ou insaturé,

40

R<sup>3</sup> = hydrogène, alkylcarbonyle en C<sub>2</sub>-C<sub>24</sub> saturé ou insaturé, ou R<sup>2</sup> et R<sup>3</sup> indépendamment l'un de l'autre sont un radical de formule Ia :

45



50

n = 2, 3, 4, 5, 6, 7 ou 9, m = 2, 3, 4, 5 ou 6 et p = 0 ou 3 ;

et

55

le procédé comprenant la culture de (i) une cellule hôte selon l'une quelconque des revendications 3 à 5 ou (ii) un organisme transgénique non humain selon la revendication 12 ou 13 dans des conditions qui permettent la biosynthèse de la substance.

15. Procédé de production d'une composition d'huile, de lipide ou d'acide gras, comprenant les étapes du procédé

## EP 2 281 051 B1

selon la revendication 14 et l'étape supplémentaire de formulation de la substance sous la forme d'une composition d'huile, de lipide ou d'acide gras.

- 5
16. Procédé selon la revendication 15, dans lequel la composition d'huile, de lipide ou d'acide gras est en outre formulée pour obtenir un médicament, un produit cosmétique, un aliment pour humains, un aliment pour animaux, de préférence un aliment pour poissons, ou un supplément alimentaire.
- 10
17. Utilisation du polynucléotide selon la revendication 1 ou 2, du vecteur selon l'une quelconque des revendications 3 à 5, de la cellule hôte selon la revendication 6 ou 7, du vecteur ou de la cellule hôte selon la revendication 8, du polypeptide selon la revendication 10 ou de l'organisme transgénique non humain selon la revendication 12 ou 13 pour la production d'une composition d'huile, de lipide ou d'acide gras.
- 15
18. Utilisation selon la revendication 17, dans laquelle la composition d'huile, de lipide ou d'acide gras est destinée à être utilisée en tant que médicament, produit cosmétique, aliment pour humains, aliment pour animaux, de préférence un aliment pour poissons, ou supplément alimentaire.

20

25

30

35

40

45

50

55

Fig. 1

```

                *           20           *           40           *
SEQ ID 1      : --MSIAAKDAASAHSVLDPKYHATN--K--SRTDAADLTVSSIDTSKEM : 45
d6-Des (Ot)  : MCVETENNDGIETVEIADGERERACANVKLSAEKMEPAALAKTFARRYV : 50

                60           *           80           *           100
SEQ ID 1      : IIRGRVYDVSDEIKRHPGGSIIKLSLG---SDATDAYNNFHIRSKKADKM : 92
d6-Des (Ot)  : VIEGVEYDVTDEK--HPGGTVIFYALSNTGADATEAFKEFHIRSRKARKA : 98

                *           120           *           140           *
SEQ ID 1      : IRALPSREVADGEARDALS--ADEALRAQLEAEGYFEDNLWHVAYRVAEV : 141
d6-Des (Ot)  : IAALPSRPAKTAKVIDAEMLODEAKWRKELEROGFFKPSPAHVAYRFAEL : 148

                160           *           180           *           200
SEQ ID 1      : VAMYWAGELIWAGYWFLGAIVAGIAOG--RCGWLQHEGGHYSLTGNIKID : 190
d6-Des (Ot)  : AAMYALGTYLMYARVVSSVLVYACFEGARCGWVQHEGGHSSLTGNIWWD : 198

                *           220           *           240           *
SEQ ID 1      : RHMOMIIYGLCGMSGYNRNOHNKHHATPQKLGADPDLOTMPLVAFHGL : 240
d6-Des (Ot)  : KRIQAETACEGLAGSCDMNSMHNKHHATPQKVRHDMDLETTPAVAFENT : 248

                260           *           280           *           300
SEQ ID 1      : IGAKAR--CAKRENLAWOAREFEGVETTLVSEGWOFVOHEKKALRVGNO : 288
d6-Des (Ot)  : AVEDNRERGFSKYWLREQAWTEIP--VTSELVLEWMFLHPSKALKKGGY : 297

                *           320           *           340           *
SEQ ID 1      : LELCYMALRYALWYAAPGHLSLGAREYAIVA---VEGTYIFTNFAVS : 335
d6-Des (Ot)  : EELVWMLAAHVLRTWTIKAVTGETAMQSYGLELATSWVSGYLEAFESTS : 347

                360           *           380           *           400
SEQ ID 1      : HTHLDVVEHDKHISWLISANHTTNQS--NTPLVNWWMAYLNFQIEHHLFF : 384
d6-Des (Ot)  : HTHLDVVEADEHLSWVRYAVDHTEDSDESOGWVNWEMGYLNEQVIHHLFF : 397

                *           420           *           440           *
SEQ ID 1      : SMPQYNHEKICGRVKOLFERHGVEYEVRTYAKSMRDTYVNLLAVGNASHS : 434
d6-Des (Ot)  : SMPQERQEVSRREVARAKWNLNYKVEYAGAWKADLENLDNVC--KHYY : 446

                460           *
SEQ ID 1      : LHQRNEGLTTRESAAVRVTGH : 455
d6-Des (Ot)  : VHGOHSEKTA----- : 456

```

Fig 2.

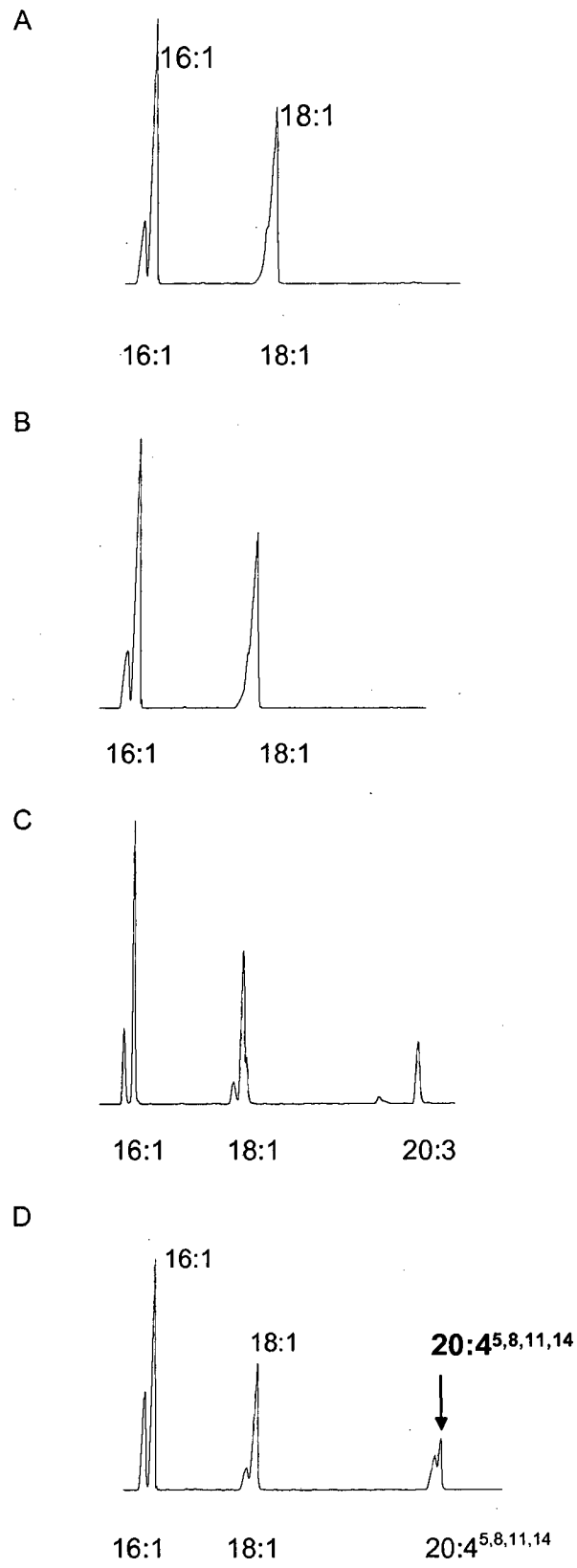




Fig. 3

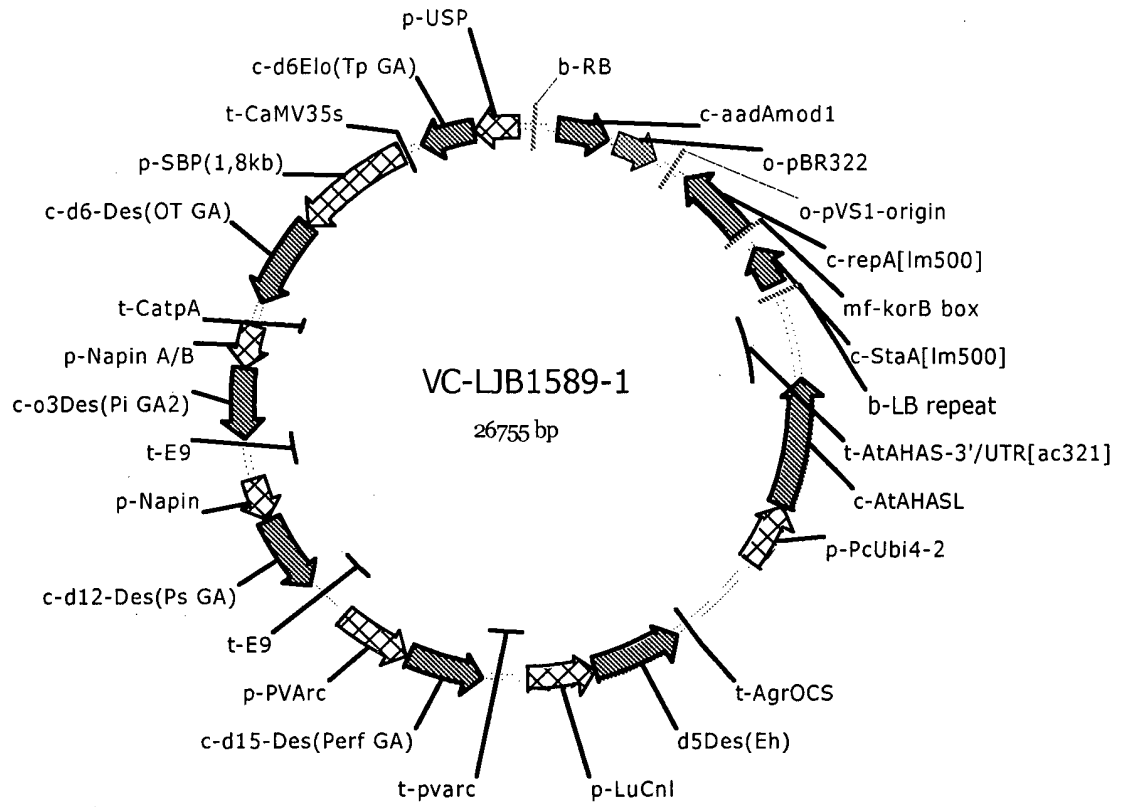
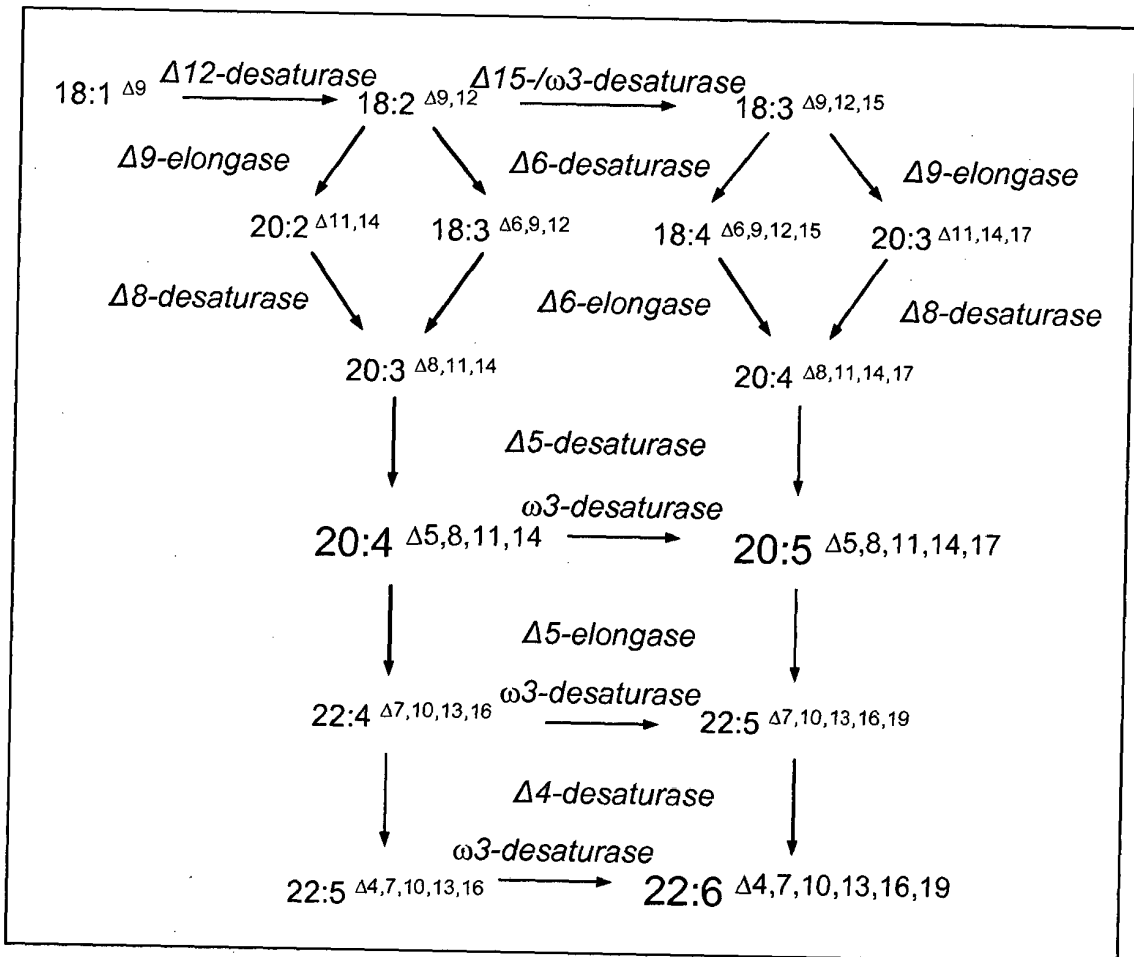


Fig. 4



## REFERENCES CITED IN THE DESCRIPTION

This list of references cited by the applicant is for the reader's convenience only. It does not form part of the European patent document. Even though great care has been taken in compiling the references, errors or omissions cannot be excluded and the EPO disclaims all liability in this regard.

## Patent documents cited in the description

- WO 9113972 A [0009]
- WO 9311245 A [0009]
- WO 9411516 A [0009]
- EP 0550162 A [0009]
- WO 9418337 A [0009]
- WO 9730582 A [0009]
- WO 9721340 A [0009]
- WO 9518222 A [0009]
- EP 0794250 A [0009]
- WO 9306712 A [0009]
- US 5614393 A [0009]
- WO 9621022 A [0009]
- WO 0021557 A [0009]
- WO 9927111 A [0009]
- WO 9846763 A [0009]
- WO 9846764 A [0009]
- WO 9846765 A [0009]
- WO 9964616 A [0009]
- WO 9846776 A [0009]
- DE 10219203 A [0016]
- WO 2005083053 A [0020]
- WO 0129058 A [0029]
- WO 9932619 A [0029]
- US 5565350 A [0029]
- US 5756325 A [0029]
- US 5871984 A [0029]
- US 5731181 A [0029]
- US 5795972 A [0029]
- US 6573046 B [0029]
- US 6211351 B [0029]
- US 6586184 B [0029]
- US 6271360 B [0029]
- US 6479292 B [0029]
- WO 2006100241 A [0030]
- WO 2004057001 A [0030]
- EP 0388186 A [0037]
- EP 0335528 A [0037]
- WO 9321334 A [0037]
- EP 0249676 A [0037]
- US 5608152 A [0037] [0038] [0047]
- WO 9845461 A [0037] [0038] [0047]
- US 5504200 A [0037] [0038] [0047]
- WO 9113980 A [0037] [0038] [0047]
- WO 9515389 A [0037] [0038] [0047]
- WO 9523230 A [0037] [0038] [0047]
- WO 9916890 A [0037] [0038] [0047]
- US 5315001 A [0038]
- WO 9218634 A [0038]
- WO 9320216 A [0038]
- US 5677474 A [0038]
- US 5530149 A [0038]
- EP 571741 A [0038]
- JP 6062870 A [0038]
- WO 9808962 A [0038]
- US 5689040 A [0038]
- EP 781849 A [0038]
- WO 9519443 A [0039] [0046]
- DE 10102337 [0040]
- DE 10102338 [0040]
- WO 9801572 A [0041]
- US 5352605 A [0045]
- WO 8402913 A [0045]
- US 4962028 A [0045]
- US 5187267 A [0046]
- WO 9612814 A [0046]
- EP 0375091 A [0046]
- WO 9516783 A [0047]
- WO 9706250 A [0047]
- WO 9946394 A [0047]
- WO 2000012720 A [0155]

## Non-patent literature cited in the description

- **POULOS, A.** *Lipids*, 1995, vol. 30, 1-14 [0003]
- **HORROCKS, LA ; YEO YK.** *Pharmacol Res*, 1999, vol. 40, 211-225 [0003]
- **STUKEY et al.** *J. Biol. Chem.*, 1990, vol. 265, 20144-20149 [0009]
- **WADA et al.** *Nature*, 1990, vol. 347, 200-203 [0009]
- **HUANG et al.** *Lipids*, 1999, vol. 34, 649-659 [0009]
- **MCKEON et al.** *Methods in Enzymol.*, 1981, vol. 71, 12141-12147 [0009]
- **WANG et al.** *Plant Physiol. Biochem.*, 1988, vol. 26, 777-792 [0009]
- **R. VAZHAPPILLY ; F. CHEN.** *Botanica Marina*, 1998, vol. 41, 553-558 [0010]
- **K. TOTANI ; K. OBA.** *Lipids*, 1987, vol. 22, 1060-1062 [0010]
- **M. AKIMOTO et al.** *Appl. Biochemistry and Biotechnology*, 1998, vol. 73, 269-278 [0010]
- **YU, R. et al.** *Lipids*, 2000, vol. 35, 1061-1064 [0011]

- TAKEYAMA, H. et al. *Microbiology*, 1997, vol. 143, 2725-2731 [0011]
- ZANK, T.K. et al. *Plant Journal*, 2002, vol. 31, 255-268 [0012] [0015]
- SAKURADANI, E. et al. *Gene*, 1999, vol. 238, 445-453 [0012]
- SPRECHER. *Biochim. Biophys. Acta*, 2000, vol. 1486, 219-231 [0012]
- TOCHER et al. *Prog. Lipid Res.*, 1998, vol. 37, 73-117 [0013]
- DOMERGUE et al. *Eur. J. Biochem.*, 2002, vol. 269, 4105-4113 [0013]
- SHIMIKAWA. *World Rev. Nutr. Diet.*, 2001, vol. 88, 100-108 [0014]
- CALDER. *Proc. Nutr. Soc.*, 2002, vol. 61, 345-358 [0014]
- CLELAND ; JAMES. *J. Rheumatol.*, 2000, vol. 27, 2305-2307 [0014]
- BEAUDOIN et al. *Biochem Soc Trans*, 2000, vol. 28, 661-663 [0015]
- Current Protocols in Molecular Biology. John Wiley & Sons, 1989, 6.3.1-6.3.6 [0020]
- SAMBROOK et al. *Molecular Cloning*. Cold Spring Harbor Laboratory, 1989 [0020]
- Nucleic Acids Hybridization: A Practical Approach. Oxford University Press, 1985 [0020]
- Essential Molecular Biology: A Practical Approach. Oxford University Press, 1991 [0020]
- PILEUP. *J. Mol. Evolution.*, 1987, vol. 25, 351-360 [0021]
- HIGGINS. *CABIOS*, 1989, vol. 5, 151-153 [0021]
- NEEDLEMAN. *J. Mol. Biol.*, 1970, vol. 48, 443-453 [0021]
- SMITH. *Adv. Appl. Math.*, 1981, vol. 2, 482-489 [0021]
- SAMBROOK et al. *Molecular Cloning: A Laboratory Manual*. Cold Spring Harbor Laboratory Press, 1989 [0026] [0034]
- CHIRGWIN et al. *Biochemistry*, 1979, vol. 18, 5294-5299 [0026]
- DOMERGUE et al. *Eur J Biochem.*, 2002, vol. 269 (16), 4105-13 [0028]
- KAJIKAWA et al. *Plant Mol. Biol.*, 2004, vol. 54, 335-52 [0028]
- DOMERGUE et al. *J Biol Chem.*, 2003, vol. 278 (37), 35115-26 [0028]
- DOMERGUE et al. *Biochem J.*, 2005, vol. 389, 483-90 [0028] [0155]
- FIRE et al. *Nature*, 1998, vol. 391, 806-811 [0029]
- FIRE. *Trends Genet.*, 1999, vol. 15, 358-363 [0029]
- SHARP. *RNA interference*, 2001 [0029]
- *Genes Dev.*, 2001, vol. 15, 485-490 [0029]
- HAMMOND et al. *Nature Rev. Genet.*, 2001, vol. 2, 1110-1119 [0029]
- TUSCHL. *Chem. Biochem.*, 2001, vol. 2, 239-245 [0029]
- HAMILTON et al. *Science*, 1999, vol. 286, 950-952 [0029]
- HAMMOND et al. *Nature*, 2000, vol. 404, 293-296 [0029]
- ZAMORE et al. *Cell*, 2000, vol. 101, 25-33 [0029]
- BERNSTEIN et al. *Nature*, 2001, vol. 409, 363-366 [0029]
- ELBASHIR et al. *Genes Dev.*, vol. 15, 188-200 [0029]
- ELBASHIR et al. *Nature*, 2001, vol. 411, 494-498 [0029]
- Agrobacterium protocols. *Methods in Molecular Biology*. Humana Press, 1995, vol. 44 [0034]
- HELLENS et al. *Trends in Plant Science*, 2000, vol. 5, 446-451 [0035]
- *Plant Molecular Biology and Biotechnology*. CRC Press, 1993, 71-119 [0035]
- *Vectors for Gene Transfer in Higher Plants*. F.F. WHITE. *Transgenic Plants*, vol. 1, Engineering and Utilization. Academic Press, 1993, vol. 1, 15-38 [0035]
- *Techniques for Gene Transfer*. B. JENES et al. *Transgenic Plants*, vol. 1, Engineering and Utilization. Academic Press, 1993, vol. 1, 128-143 [0035]
- POTRYKUS. *Annu. Rev. Plant Physiol. Plant Molec. Biol.*, 1991, vol. 42, 205-225 [0035] [0041]
- GOEDDEL. *Gene Expression Technology: Methods in Enzymology*. Academic Press, 1990, vol. 185 [0036] [0041]
- GRUBER ; CROSBY. *Methods in Plant Molecular Biology and Biotechnology*. CRC Press, 89-108 [0036]
- FRANCK et al. *Cell*, 1980, vol. 21, 285-294 [0037] [0045]
- WARD et al. *Plant. Mol. Biol.*, 1993, 22 [0037]
- GATZ et al. tetracycline-inducible. *Plant J.*, 1992, vol. 2, 397-404 [0037]
- STOCKHAUS et al. *EMBO J.*, 1989, vol. 8, 2445 [0037]
- BAEUMLEIN et al. *Plant J.*, 1992, vol. 2 (2), 233-239 [0037]
- BÄUMLEIN et al. *Mol. Gen Genet.*, 1991, vol. 225 (3) [0038]
- BÄUMLEIN et al. *Plant J.*, 1992, vol. 2, 2 [0038]
- GATZ. *Annu. Rev. Plant Physiol. Plant Mol. Biol.*, 1997, vol. 48, 89-108 [0039] [0046]
- GATZ et al. *Plant J.*, 1992, vol. 2, 397-404 [0039] [0046]
- ROMANOS, M.A. et al. Foreign gene expression in yeast: a review. *Yeast*, 1992, vol. 8, 423-488 [0041]
- Heterologous gene expression in filamentous fungi. VAN DEN HONDEL, C.A.M.J.J. et al. *More Gene Manipulations*. Academic Press, 1991, 396-428 [0041]
- Gene transfer systems and vector development for filamentous fungi. VAN DEN HONDEL, C.A.M.J.J. et al. *Applied Molecular Genetics of Fungi*. Cambridge University Press, 1991, 1-28 [0041]
- FALCIATORE et al. *Marine Biotechnology*, 1999, vol. 1 (3), 239-251 [0041]

- **SCHMIDT, R. ; WILLMITZER, L.** High efficiency Agrobacterium tumefaciens-mediated transformation of Arabidopsis thaliana leaf and cotyledon explants. *Plant Cell Rep*, 1988, 583-586 [0041]
- Plant Molecular Biology and Biotechnology. C Press, 1993, 71-119 [0041]
- Techniques for Gene Transfer. **F.F. WHITE, B. JENES et al.** Transgenic Plants, Vol. 1, Engineering and Utilization. Academic Press, 1993, vol. 1, 128-43 [0041]
- **SMITH, D.B. ; JOHNSON, K.S.** *Gene*, 1988, vol. 67, 31-40 [0042]
- **AMANN et al.** *Gene*, 1988, vol. 69, 301-315 [0042]
- **STUDIER et al.** Gene Expression Technology: Methods in Enzymology. Academic Press, 1990, 60-89 [0042]
- **BALDARI et al.** *Embo J.*, 1987, vol. 6, 229-234 [0043]
- **KURJAN ; HERSKOWITZ.** *Cell*, 1982, vol. 30, 933-943 [0043]
- **SCHULTZ et al.** *Gene*, 1987, vol. 54, 113-123 [0043]
- Gene transfer systems and vector development for filamentous fungi. **VAN DEN HONDEL, C.A.M.J.J. ; PUNT, P.J. et al.** Applied Molecular Genetics of fungi. 1991, 1-28 [0043]
- More Gene Manipulations in Fungi. Academic Press, 396-428 [0043]
- **SMITH et al.** *Mol. Cell Biol.*, 1983, vol. 3, 2156-2165 [0044]
- **LUCKLOW ; SUMMERS.** *Virology*, 1989, vol. 170, 31-39 [0044]
- **BECKER, D. ; KEMPER, E. ; SCHELL, J. ; MASTERSON, R.** New plant binary vectors with selectable markers located proximal to the left border. *Plant Mol. Biol.*, 1992, vol. 20, 1195-1197 [0045]
- **BEVAN, M.W.** Binary Agrobacterium vectors for plant transformation. *Nucl. Acids Res.*, 1984, vol. 12, 8711-8721 [0045]
- Vectors for Gene Transfer in Higher Plants. Transgenic Plants, Vol. 1, Engineering and Utilization. Academic Press, 1993, vol. 1, 15-38 [0045]
- **GIELEN et al.** *EMBO J.*, vol. 3, 835 [0045]
- **GALLIE et al.** *Nucl. Acids Research*, 1987, vol. 15, 8693-8711 [0045]
- **BENFEY et al.** *EMBO J.*, 1989, vol. 8, 2195-2202 [0045]
- **KERMODE.** *Crit. Rev. Plant Sci.*, 1996, vol. 15 (4), 285-423 [0045]
- **WARD et al.** *Plant. Mol. Biol.*, 1993, vol. 22, 361-366 [0046]
- **BAEUMLEIN et al.** *Mol Gen Genet*, 1991, vol. 225 (3), 459-67 [0047]
- **BAEUMLEIN et al.** *Plant Journal*, 1992, vol. 2 (2), 233-9 [0047]
- Cloning Vectors. Elsevier, 1985 [0048]
- **SAMBROOK, J. ; FRITSCH, E.F. ; MANIATIS, T.** Molecular Cloning: A Laboratory Manual. Cold Spring Harbor Laboratory Press, 1989 [0048]
- **HARLOW ; LANE.** Antibodies, A Laboratory Manual. CSH Press, 1988 [0062]
- **KÖHLER ; MILSTEIN.** *Nature*, 1975, vol. 256, 495 [0062]
- **GALFRÉ.** *Meth. Enzymol.*, 1981, vol. 73, 3 [0062]
- **MIKOKLAJCZAK et al.** *Journal of the American Oil Chemical Society*, 1961, vol. 38, 678-681 [0091]
- **CHMIEL.** Bioprozeßtechnik 1. Einführung in die Bioverfahrenstechnik. Gustav Fischer Verlag, 1991 [0115]
- **STORHAS.** Bioreaktoren und periphere Einrichtungen. Vieweg Verlag, 1994 [0115]
- Manual of Methods for General Bacteriology. American Society for Bacteriology, 1981 [0116]
- Applied Microbiol. Physiology, A Practical Approach. IRL Press, 1997, 53-73 [0124]
- **F.C. NEIDHARDT et al.** E. coli and Salmonella. ASM Press, 1996, 612-636 [0133]
- Biology of Prokaryotes. Thieme, 1999 [0133]
- **MAGNUSON, K. et al.** *Microbiological Reviews*, 1993, vol. 57, 522-542 [0133]
- **FRENTZEN.** *Lipid*, 1998, vol. 100 (4-5), 161-166 [0137]
- **KINNEY.** Genetic Engineering. 1997, vol. 19, 149-166 [0138]
- **OHLROGGE ; BROWSE.** *Plant Cell*, 1995, vol. 7, 957-970 [0138]
- **SHANKLIN ; CAHOON.** *Annu. Rev. Plant Physiol. Plant Mol. Biol.*, 1998, vol. 49, 611-641 [0138]
- **VOELKER.** Genetic Engineering. 1996, vol. 18, 111-13 [0138]
- **GERHARDT.** *Prog. Lipid R.*, 1992, vol. 31, 397-417 [0138]
- **GÜHNEMANN-SCHÄFER ; KINDL.** *Biochim. Biophys Acta*, 1995, vol. 1256, 181-186 [0138]
- **KUNAU et al.** *Prog. Lipid Res.*, 1995, vol. 34, 267-342 [0138]
- **STYMNE et al.** Biochemistry and Molecular Biology of Membrane and Storage Lipids of Plants. American Society of Plant Physiologists, 1993, 150-158 [0138]
- **MURPHY ; ROSS.** *Plant Journal.*, 1998, vol. 13 (1), 1-16 [0138]
- **SANGER et al.** *Proc. Natl. Acad. Sci. USA*, 1977, vol. 74, 5463-5467 [0148]
- **ULLMAN.** Encyclopedia of Industrial Chemistry. VCH, 1985, vol. A2, 89-90, 443-613 [0149]
- **FALLON, A. et al.** Applications of HPLC in Biochemistry. *Laboratory Techniques in Biochemistry and Molecular Biology*, 1987, vol. 17 [0149]
- Product recovery and purification. **REHM et al.** Biotechnology. VCH, 1993, vol. 3, 469-714 [0149]
- **BELTER, P.A. et al.** Bioseparations: downstream methoding for Biotechnology. John Wiley and Sons, 1988 [0149]
- **KENNEDY, J.F. ; CABRAL, J.M.S.** Recovery methods for biological Materials. John Wiley and Sons, 1992 [0149]

- Ullmann's Encyclopedia of Industrial Chemistry. **SHAEWITZ, J.A. ; HENRY, J.D.** Biochemical. VCH, 1988, vol. B3, 1-27 [0149]
- **DECHOW, F.J.** Separation and purification techniques in biotechnology. Noyes Publications, 1989 [0149]
- **CAHOON et al.** *Proc. Natl. Acad. Sci. USA*, 1999, vol. 96 (22), 12935-12940 [0150]
- **BROWSE et al.** *Analytic Biochemistry*, 1986, vol. 152, 141-145 [0150]
- **CHRISTIE, WILLIAM W.** Advances in Lipid Methodology, Ayr/Scotland. Oily Press [0150]
- **CHRISTIE, WILLIAM W.** Gas Chromatography and Lipids. A Practical Guide - Ayr, Scotland. Oily Press, 1989, vol. IX, 307 [0150]
- Progress in Lipid Research. Pergamon Press, 1952, vol. 1, 16 [0150]
- Applied Microbial Physiology; A Practical Approach. IRL Press, 103-129, 131-163, 165-192 [0151]
- Advances on Lipid Methodology. Oily Press, 1997, 119-169 [0153]
- Gaschromatographie-Massenspektrometrie-Verfahren. *Lipide*, vol. 33, 343-353 [0153]
- **NAPIER ; MICHAELSON.** *Lipids*, 2001, vol. 36 (8), 761-766 [0159]
- **SAYANOVA et al.** *Journal of Experimental Botany*, 2001, vol. 52 (360), 1581-1585 [0159]
- **SPERLING et al.** *Arch. Biochem. Biophys*, 2001, vol. 388 (2), 293-298 [0159]
- **MICHAELSON et al.** *FEBS Letters*, 1998, vol. 439 (3), 215-218 [0159]
- **HAJDUKIEWICZ, P ; SVAB, Z ; MALIGA, P.** The small versatile pPZP family of Agrobacterium binary vectors for plant transformation. *Plant Mol Biol*, 1994, vol. 25, 989-994 [0168]
- **DE GREVE, H. ; DHAESE, P. ; SEURINCK, J. ; LEMMERS, M. ; VAN MONTAGU, M. ; SCHELL, J.** Nucleotide sequence and transcript map of the Agrobacterium tumefaciens Ti plasmid-encoded octopine synthase gene. *J. Mol. Appl. Genet.*, 1982, vol. 1 (6), 499-511 [0168]
- **DEBLAERE et al.** *Nucl. Acids. Res.*, 1984, vol. 13, 4777-4788 [0170]
- **MURASHIGE ; SKOOG.** *Physiol. Plant.*, 1962, vol. 15, 473 [0170]
- **QIU et al.** *J. Biol. Chem.*, 2001, vol. 276, 31561-31566 [0171]
- **BELL et al.** *In Vitro Cell. Dev. Biol.-Plant.*, 1999, vol. 35 (6), 456-465 [0172]
- **MLYNAROVA et al.** *Plant Cell Report*, 1994, vol. 13, 282-285 [0172]