



(11) **EP 2 669 380 B1**

(12) **EUROPEAN PATENT SPECIFICATION**

(45) Date of publication and mention of the grant of the patent:
27.09.2017 Bulletin 2017/39

(51) Int Cl.:
C12N 15/82 (2006.01) **C12N 9/02** (2006.01)
C12N 15/53 (2006.01) **C12P 7/64** (2006.01)
A01H 5/00 (2006.01)

(21) Application number: **13180237.3**

(22) Date of filing: **08.12.2009**

(54) **Desaturases and process for the production of polyunsaturated fatty acids in transgenic organisms**

Desaturasen und Verfahren zur Herstellung von mehrfach ungesättigten Fettsäuren in transgenen Organismen

Désaturases et procédé de production d'acides gras poly-non-saturés dans les organismes transgéniques

(84) Designated Contracting States:
AT BE BG CH CY CZ DE DK EE ES FI FR GB GR HR HU IE IS IT LI LT LU LV MC MK MT NL NO PL PT RO SE SI SK SM TR

(30) Priority: **12.12.2008 EP 08171520**
03.02.2009 EP 09151937

(43) Date of publication of application:
04.12.2013 Bulletin 2013/49

(62) Document number(s) of the earlier application(s) in accordance with Art. 76 EPC:
09801425.1 / 2 376 638

(73) Proprietor: **BASF Plant Science GmbH**
67056 Ludwigshafen (DE)

(72) Inventors:
• **Senger, Toralf**
69126 Heidelberg (DE)
• **Bauer, Jörg**
Durham, NC 27713 (US)
• **Napier, Johnathan A.**
Preston, Herts
Lancashire AL5 2JQ (GB)

(56) References cited:
DE-A1-102006 008 030 US-A1- 2007 249 026

Remarks:

The file contains technical information submitted after the application was filed and not included in this specification

EP 2 669 380 B1

Note: Within nine months of the publication of the mention of the grant of the European patent in the European Patent Bulletin, any person may give notice to the European Patent Office of opposition to that patent, in accordance with the Implementing Regulations. Notice of opposition shall not be deemed to have been filed until the opposition fee has been paid. (Art. 99(1) European Patent Convention).

Description

[0001] The present invention relates to polynucleotides from *Cochliobolus heterostrophus* C5, *Cyanothece* sp. CCY0110, *Mycocentrospora acerina* and *Hyaloperonospora parasitica*, which code for desaturases and which can be employed for the recombinant production of polyunsaturated fatty acids. The invention furthermore relates to vectors, host cells and transgenic nonhuman organisms which comprise the polynucleotides according to the invention, and to the polypeptides encoded by the polynucleotides. The invention furthermore relates to antibodies against the polypeptides according to the invention. Finally, the invention also relates to production processes for the polyunsaturated fatty acids and for oil, lipid and fatty acid compositions and to their use as drugs, cosmetics, foodstuffs, feedstuffs, preferably fish food, or food supplements.

[0002] Fatty acids and triacylglycerides have a multiplicity of applications in the food industry, in animal nutrition, in cosmetics and in the pharmacological sector. Depending on whether they are free saturated or unsaturated fatty acids or else triacylglycerides with an elevated content of saturated or unsaturated fatty acids, they are suitable for very different applications. Polyunsaturated fatty acids such as linoleic acid and linolenic acid are essential for mammals, since they cannot be produced by the latter themselves. Polyunsaturated ω 3-fatty acids and ω 6-fatty acids are therefore an important constituent in animal and human nutrition.

[0003] Polyunsaturated long-chain ω 3-fatty acids such as eicosapentaenoic acid (= EPA, C20:5 Δ 5,8,11,14,17) or docosahexaenoic acid (= DHA, C22:6 Δ 4,7,10,13,16,19) are important components in human nutrition owing to their various roles in health aspects, including the development of the child brain, the functionality of the eyes, the synthesis of hormones and other signal substances, and the prevention of cardiovascular disorders, cancer and diabetes (Poulos, A Lipids 30:1-14, 1995; Horrocks, LA and Yeo YK Pharmacol Res 40:211-225, 1999). This is why there is a demand for the production of polyunsaturated long-chain fatty acids.

[0004] Owing to the present-day composition of human food, an addition of polyunsaturated ω 3-fatty acids, which are preferentially found in fish oils, to the food is particularly important. Thus, for example, polyunsaturated fatty acids such as docosahexaenoic acid (= DHA, C22:6 Δ 4,7,10,13,16,19) or eicosapentaenoic acid (= EPA, C20:5 Δ 5,8,11,14,17) are added to infant formula to improve the nutritional value. The unsaturated fatty acid DHA is said to have a positive effect on the development and maintenance of brain functions.

[0005] Hereinbelow, polyunsaturated fatty acids are referred to as PUFA, PUFAs, LCPUFA or LCPUFAs (polyunsaturated fatty acids, PUFA, long-chain polyunsaturated fatty acids, LCPUFA).

[0006] The various fatty acids and triglycerides are mainly obtained from microorganisms such as *Mortierella* and *Schizochytrium* or from oil-producing plants such as soybean, oilseed rape, algae such as *Cryptocodium* or *Phaeodactylum* and other organisms, where they are obtained, as a rule, in the form of their triacylglycerides (= triglycerides = triglycerols). However, they can also be obtained from animals, such as, for example, fish. The free fatty acids are advantageously prepared by hydrolysis. Very long-chain polyunsaturated fatty acids such as DHA, EPA, arachidonic acid (= ARA, C20:4 Δ 5,8,11,14), dihomo- γ -linolenic acid (C20:3 Δ 8,11,14) or docosapentaenoic acid (DPA, C22:5 Δ 7,10,13,16,19) are not synthesized in oil crops such as oilseed rape, soybean, sunflower or safflower. Conventional natural sources of these fatty acids are fish such as herring, salmon, sardine, redfish, eel, carp, trout, halibut, mackerel, zander or tuna, or algae.

[0007] Depending on the intended use, oils with saturated or unsaturated fatty acids are preferred. In human nutrition, for example, lipids with unsaturated fatty acids, specifically polyunsaturated fatty acids, are preferred. The polyunsaturated ω 3-fatty acids are said to have a positive effect on the cholesterol level in the blood and thus on the possibility of preventing heart disease. The risk of heart disease, a stroke or hypertension can be reduced markedly by adding these ω 3-fatty acids to food. Also, ω 3-fatty acids have a positive effect on inflammatory, specifically on chronically inflammatory, processes in association with immunological diseases such as rheumatoid arthritis. They are therefore added to foodstuffs, specifically to dietetic foodstuffs, or are employed in medicaments. ω 6-Fatty acids such as arachidonic acid tend to have a negative effect on these disorders in connection with these rheumatic diseases on account of our usual dietary intake.

[0008] ω 3- and ω 6-fatty acids are precursors of tissue hormones, known as eicosanoids, such as the prostaglandins, which are derived from dihomo- γ -linolenic acid, arachidonic acid and eicosapentaenoic acid, and of the thromboxanes and leukotrienes, which are derived from arachidonic acid and eicosapentaenoic acid. Eicosanoids which are formed from ω 6-fatty acids (known as the PG₂ series) generally promote inflammatory reactions, while eicosanoids from ω 3-fatty acids (known as the PG₃ series) have little or no proinflammatory effect.

[0009] Owing to their positive characteristics, there has been no lack of attempts in the past to make available genes which are involved in the synthesis of fatty acids or triglycerides for the production of oils in various organisms with a modified content of unsaturated fatty acids. Thus, WO 91/13972 and its US equivalent describe a Δ 19-desaturase. WO 93/11245 claims a Δ 15-desaturase and WO 94/11516 a Δ 12-desaturase. US 2007/249026 relates to delta17-desaturases, which have the ability to convert omega-6 fatty acids into their omega-3 counterparts (i.e. conversion of arachidonic acid [20:4, ARA] to eicosapentaenoic acid [20:5, EPA]). Further desaturases are described, for example, in EP-A-0 550

162, WO 94/18337, WO 97/30582, WO 97/21340, WO 95/18222, EP-A-0 794 250, Stucky et al., J. Biol. Chem., 265, 1990: 20144-20149, Wada et al., Nature 347, 1990: 200-203 or Huang et al., Lipids 34, 1999: 649-659. However, the biochemical characterization of the various desaturases has been insufficient to date since the enzymes, being membrane-bound proteins, present great difficulty in their isolation and characterization (McKeon et al., Methods in Enzymol. 71, 1981: 12141-12147, Wang et al., Plant Physiol. Biochem., 26, 1988: 777-792). As a rule, membrane-bound desaturases are characterized by being introduced into a suitable organism which is subsequently analyzed for enzyme activity by analyzing the starting materials and the products. $\Delta 6$ -Desaturases are described in WO 93/06712, US 5,614,393, WO 96/21022, WO 00/21557 and WO 99/27111. Their application for production in transgenic organisms is described, for example, in WO 98/46763, WO 98/46764 and WO 98/46765. In this context, the expression of various desaturases and the formation of polyunsaturated fatty acids is also described and claimed; see, for example, WO 99/64616 or WO 98/46776. As regards the expression efficacy of desaturases and its effect on the formation of polyunsaturated fatty acids, it must be noted that the expression of a single desaturase as described to date has only resulted in low contents of unsaturated fatty acids/lipids such as, for example, γ -linolenic acid and stearidonic acid. Moreover, a mixture of $\omega 3$ - and $\omega 6$ -fatty acids was obtained, as a rule.

[0010] Especially suitable microorganisms for the production of PUFAs are microalgae such as *Phaeodactylum tri-comutum*, *Porphiridium* species, *Thraustochytrium* species, *Schizochytrium* species or *Cryptocodinium* species, ciliates such as *Stylonychia* or *Colpidium*, fungus such as *Mortierella*, *Entomophthora* or *Mucor* and/or mosses such as *Physcomitrella*, preferably *Physcomitrella patens*, *Ceratodon* and *Marchantia* (R. Vazhappilly & F. Chen (1998) *Botanica Marina* 41: 553-558; K. Totani & K. Oba (1987) *Lipids* 22: 1060-1062; M. Akimoto et al. (1998) *Appl. Biochemistry and Biotechnology* 73: 269-278). Strain selection has resulted in the development of a number of mutant strains of the microorganisms in question which produce a series of desirable compounds including PUFAs. However, the mutation and selection of strains with an improved production of a particular molecule such as the polyunsaturated fatty acids is a time-consuming and difficult process. This is why recombinant methods as described above are preferred whenever possible. However, only limited amounts of the desired polyunsaturated fatty acids such as DPA, EPA or ARA can be produced with the aid of the abovementioned microorganisms. Moreover, depending on the microorganism used, these are generally generated as fatty acid mixtures of, for example, EPA, DPA and ARA.

[0011] A variety of synthetic pathways is being discussed for the synthesis of arachidonic acid, eicosapentaenoic acid (EPA) and docosahexaenoic acid (DHA). Thus, EPA or DHA are produced in marine bacteria such as *Vibrio* sp. or *Shewanella* sp. via the polyketide pathway (Yu, R. et al. *Lipids* 35:1061-1064, 2000; Takeyama, H. et al. *Microbiology* 143:2725-2731, 1997).

[0012] An alternative strategy is the alternating activity of desaturases and elongases (Zank, T.K. et al. *Plant Journal* 31:255-268, 2002; Sakuradani, E. et al. *Gene* 238:445-453, 1999). A modification of the pathway described in Zank et al. and in Sakuradani et al. via $\Delta 6$ -desaturase, $\Delta 6$ -elongase, $\Delta 5$ -desaturase, $\Delta 5$ -elongase and $\Delta 4$ -desaturase is the Sprecher synthesis pathway (Sprecher 2000, *Biochim. Biophys. Acta* 1486:219-231) in mammals. Instead of the $\Delta 4$ -desaturation, a further elongation step is effected here to give C_{24} , followed by a further $\Delta 6$ -desaturation and finally β -oxidation to give the C_{22} chain length. What is known as the Sprecher synthesis pathway is, however, not suitable for the production in plants and microorganisms since the regulatory mechanisms are not yet known.

[0013] Depending on their desaturation pattern, the polyunsaturated fatty acids can be divided into two large classes, viz. $\omega 6$ - or $\omega 3$ -fatty acids, which differ with regard to their metabolic and functional activities. The starting material for the $\omega 6$ -metabolic pathway is the fatty acid linoleic acid ($18:2^{\Delta 9,12}$), while the $\omega 3$ -pathway proceeds via linolenic acid ($18:3^{\Delta 9,12,15}$). Linolenic acid is formed by the activity of a $\Delta 15$ -desaturase (Tocher et al. 1998, *Prog. Lipid Res.* 37, 73-117; Domergue et al. 2002, *Eur. J. Biochem.* 269, 4105-4113).

[0014] Mammals, and thus also humans, have no corresponding desaturase activity ($\Delta 12$ - and $\Delta 15$ -desaturase) and must take up these fatty acids (essential fatty acids) via food. Starting with these precursors, the physiologically important polyunsaturated fatty acids arachidonic acid (= ARA, $20:4^{\Delta 5,8,11,14}$), an $\omega 6$ -fatty acid, and the two $\omega 3$ -fatty acids eicosapentaenoic acid (= EPA, $20:5^{\Delta 5,8,11,14,17}$) and docosahexaenoic acid (DHA, $22:6^{\Delta 4,7,10,13,17,19}$) are synthesized via the sequence of desaturase and elongase reactions. The application of $\omega 3$ -fatty acids shows the therapeutic activity described above in the treatment of cardiovascular diseases (Shimikawa 2001, *World Rev. Nutr. Diet.* 88, 100-108), inflammations (Calder 2002, *Proc. Nutr. Soc.* 61, 345-358) and arthritis (Cleland and James 2000, *J. Rheumatol.* 27, 2305-2307).

[0015] Higher plants comprise polyunsaturated fatty acids such as linoleic acid ($C_{18:2}$) and linolenic acid ($C_{18:3}$). ARA, EPA and DHA are not found at all in the seed oil of higher plants, or only in miniscule amounts (E. Ucciani: *Nouveau Dictionnaire des Huiles Végétales [New Dictionary of Vegetable Oils]. Technique & Documentation - Lavoisier, 1995. ISBN: 2-7430-0009-0*). However, the production of LCPUFAs in higher plants (preferably in oil crops such as oilseed rape, linseed, sunflower and soybeans) would be advantageous since large amounts of high-quality LCPUFAs for the food industry, animal nutrition and pharmaceutical purposes might be obtained economically. A potential route is via recombinant methods, where genes which code for enzymes of the biosynthesis of LCPUFAs are introduced and expressed into oil crops. These genes code for, for example, $\Delta 6$ -desaturases, $\Delta 6$ -elongases, $\Delta 5$ -desaturases or $\Delta 4$ -desaturases. These genes can advantageously be isolated from microorganisms and lower plants which produce LCPUFAs

and incorporate them in the membranes or triacylglycerides. Thus, it has already been possible to isolate $\Delta 6$ -desaturase genes from the moss *Physcomitrella patens* and $\Delta 6$ -elongase genes from *P. patens* and from the nematode *C. elegans*. (Zank, T.K. et al. *Plant Journal* 31:255-268, 2002, Beaudoin et al. *Biochem Soc Trans* 28 :661-663, 2000).

[0016] The first transgenic plants which comprise and express genes coding for LCPUFA biosynthesis enzymes and which produce LCPUFAs were described for example, in DE-A-1 02 19 203 (process for the production of polyunsaturated fatty acids in plants). DE 10 206 008030 discloses a method for preparing eicosapentaenoic acid (I); docosapentaenoic acid (II) and/or docosahexaenoic acid (III) in a transgenic plant comprises providing, in the plant, at least one nucleic acid encoding each of a delta 6-desaturase; delta 6-elongase; delta 5-desaturase and delta 5-elongase, where the sequence encoding the delta 5-elongase has been altered from that in the original source so as to match the codon utilization of one or more plant types. However, these plants produce LCPUFAs in amounts which require further optimization for processing the oils which are present in the plants.

[0017] To ensure the enrichment of food and of feed with these polyunsaturated fatty acids, there is therefore a great need for means and measures for a simple, inexpensive process for the production of these polyunsaturated fatty acids, specifically in eukaryotic systems.

[0018] The object on which the present invention is based is the provision of such means and measures. This object is achieved by the embodiments which are described in the patent claims and hereinbelow.

[0019] The present invention thus relates to a polynucleotide comprising a nucleic acid sequence selected from the group consisting of:

- (a) a nucleic acid sequence as shown in SEQ ID NO. 50 or 51;
- (b) a nucleic acid sequence which codes for a polypeptide which features an amino acid sequence as shown in any of SEQ ID NO. 52;
- (c) a nucleic acid sequence which codes for a polypeptide with an amino acid sequence with at least 75% identity to SEQ ID NO. 52, and which codes for a polypeptide with an omega-3 desaturase activity; and
- (d) a nucleic acid sequence obtainable or obtained by nucleic acid amplification of *Hyaloperonospora parasitica* genetic material using the primer pair
 - SEQ ID NO. 53 and SEQ ID NO. 55, or
 - SEQ ID NO. 54 and SEQ ID NO. 56.

[0020] The class of the $\omega 6$ -fatty acids is based on the $\omega 6$ -fatty acid linoleic acid (18:2 $\Delta 9$, 12), while the class of the $\omega 3$ -fatty acids is based on the $\omega 3$ -fatty acid linolenic acid (18:3 $\Delta 9$, 12, 15); see Figure 1. These two fatty acids are the substrates for the synthesis of long-chain $\omega 6$ - and $\omega 3$ -PUFAs, respectively. The increase of the content in these fatty acids according to the genes which are introduced leads to an increase of the content in long-chain-PUFAs.

[0021] The present invention describes polynucleotide sequences which lead to an increase of the substrates 18:2 $\Delta 9$, 12 and 18:3 $\Delta 9$, 12, 15, respectively. There have been identified polynucleotide sequences which code for enzymes with $\Delta 12$ -desaturase activity, with $\Delta 12$ - and $\Delta 15$ -desaturase activity, with $\Delta 15$ -desaturase activity or with $\omega 3$ -desaturase activity.

[0022] According to the invention, the term "polynucleotide" refers to polynucleotides which comprise nucleic acid sequences which code for polypeptides with desaturase activity. The desaturase activities are preferably required for the biosynthesis of lipids or fatty acids. Especially preferably, they take the form of the following desaturase activities: $\omega 12$ -desaturase, $\Delta 15$ -desaturase, $\Delta 12$ - and $\Delta 15$ -desaturase or omega-3-desaturase activity. The desaturases are preferably involved in the synthesis of polyunsaturated fatty acids (PUFAs) and especially preferably in the synthesis of long-chain PUFAs (LCPUFAs). Suitable detection systems for these desaturase activities are described in the examples or in WO 2005/083053. The desaturase activities according to the invention especially preferably have substrate specificities and/or conversion rates which are comparable to those of the respective homologous desaturase enzymes from *Pythium irregulare*, *Ostreococcus tauri*, *Phytophthora sojae* or *Phytophthora infestans*. The specific polynucleotides, i.e. the polynucleotides with a nucleic acid sequence as shown in SEQ ID No.: 1, 2, 8, 9, 15, 16, 50 or 51 have been obtained from *Cochliobolus heterostrophus* C5, *Cyanothece* sp. CCY011 0, *Polaromonas* sp. JS666, *Prochlorococcus marinus* str. MIT 9313, *Synechococcus* sp. PCC 7335, *Mycocentrospora acerina* or *Hyaloperonospora parasitica*.

[0023] In particular, the nucleic acid sequences according to SEQ ID No. 1 and 2 originate from *Cochliobolus heterostrophus* C5, the nucleic acid sequences according to SEQ ID No. 8 and 9 from *Cyanothece* sp. CCY0110, the nucleic acid sequences according to SEQ ID No. 15 and 16 from *Mycocentrospora acerina* and the nucleic acid sequences according to SEQ ID No. 50 and 51 from *Hyaloperonospora parasitica*. SEQ ID No. 1, 8 and 50 are genomic sequences, SEQ ID No. 15 is an mRNA transcript, while SEQ ID No. 2, 9, 16 and 51 are coding sequences (cds). SEQ ID No. 3, 10, 17 and 52 show the corresponding amino acid sequences.

[0024] Described are polynucleotides which code for a polypeptide with $\Delta 15$ -desaturase activity and which comprise (i) a nucleic acid sequence as shown in SEQ ID No. 1 or 2, (ii) a nucleic acid sequence which codes for a polypeptide

as shown in SEQ ID No. 3, (iii) a nucleic acid sequence which has at least 70% identity to one of the nucleic acid sequences of (i) or (ii), or (iv) a nucleic acid sequence for a fragment of a nucleic acid of (i), (ii) or (iii), where the fragment codes for a polypeptide with a $\Delta 15$ -desaturase activity.

[0025] Described are polynucleotides which code for a polypeptide with $\Delta 15$ -desaturase activity and which comprise (i) a nucleic acid sequence as shown in SEQ ID No. 8 or 9, (ii) a nucleic acid sequence which codes for a polypeptide as shown in SEQ ID No. 10, (iii) a nucleic acid sequence which has at least 70% identity to one of the nucleic acid sequences of (i) or (ii), or (iv) a nucleic acid sequence for a fragment of a nucleic acid of (i), (ii) or (iii), where the fragment codes for a polypeptide with a $\Delta 15$ -desaturase activity.

[0026] Described are polynucleotides which code for a polypeptide with $\Delta 12$ -desaturase activity and which comprise (i) a nucleic acid sequence as shown in SEQ ID No. 15 or 16, (ii) a nucleic acid sequence which codes for a polypeptide as shown in SEQ ID No. 17, (iii) a nucleic acid sequence which has at least 70% identity to one of the nucleic acid sequences of (i) or (ii), or (iv) a nucleic acid sequence for a fragment of a nucleic acid of (i), (ii) or (iii), where the fragment codes for a polypeptide with a $\Delta 12$ -desaturase activity.

[0027] The polynucleotides according to the invention are especially preferred:

Polynucleotides which code for a polypeptide with $\omega 3$ -desaturase activity and which comprise (i) a nucleic acid sequence as shown in SEQ ID No. 50 or 51, (ii) a nucleic acid sequence which codes for a polypeptide as shown in SEQ ID No. 52, (iii) a nucleic acid sequence which codes for a polypeptide with an amino acid sequence with at least 75% identity to SEQ ID NO. 52, and which codes for a polypeptide with an omega-3 desaturase activity, or (iv) a nucleic acid sequence obtainable or obtained by nucleic acid amplification of *Hyaloperonospora parasitica* genetic material using the primer pair

- SEQ ID NO. 53 and SEQ ID NO. 55, or
- SEQ ID NO. 54 and SEQ ID NO. 56.

[0028] The term "delta-12-desaturase (or Δ -12-desaturase or d-12-desaturase or d12-Des or d12Des)" or "delta-12-desaturase (or Δ -12-desaturase or d-12-desaturase or d12-Des or d12Des) activity" as used in the present context refers to an enzyme with the enzymatic function for dehydrogenating C18-fatty acids which are already dehydrogenated on the C atom 9-10. Here, the C atoms C12 and C13 are dehydrogenated in each case one hydrogen atom, giving rise to a double bond between these two C atoms.

The term "delta-15-desaturase (or Δ -15-desaturase or d-15-desaturase or d 15-Des or d15Des)" or "delta-15-desaturase (or Δ -15-desaturase or d-15-desaturase or d15-Des or d 15Des) activity" as used in the present context refers to an enzyme with the enzymatic function for dehydrogenating C18- and/or C20-fatty acids which are dehydrogenated on the C atoms 6-7, 8-9, 9-10, 12-13 and/or 13-14. Here, the C atoms C15-16 and/or C17-18 are dehydrogenated in each case one hydrogen atom, giving rise to a double bond between the two C atoms.

The term "delta-12- and delta-15-desaturase (or Δ -12- and Δ -15-desaturase or as written hereinabove)" or "delta-12- and delta-15-desaturase (or Δ -12- and Δ -15-desaturase or as written hereinabove) activity" as used in the present context refers to an enzyme with the enzymatic function for dehydrogenating C18- and/or C20-fatty acids which are dehydrogenated on the C atoms 6-7, 8-9, 9-10 and/or 13-14. Here, the C atoms C12-13 and C15-16 and/or C17-18 are dehydrogenated in each case one hydrogen atom, giving rise to a double bond between the two C atoms.

The term "omega-3-desaturase (or $\omega 3$ -desaturase or $\omega 3$ -Des or $\omega 3$ Des or omega3 Des or o3Des)" or "omega-3-desaturase (or $\omega 3$ -desaturase or $\omega 3$ -Des or $\omega 3$ Des or omega3 Des or o3Des) activity" as used in the present context refers to an enzyme with the enzymatic function for the dehydrogenation of C18-, C20- and/or C22-fatty acids which are dehydrogenated on the C atoms 4-5, 5-6, 6-7, 8-9, 9-10, 13-14 and/or 16-17. Here, the C atoms C15-16 and/or C17-18 and/or C19-20 are dehydrogenated by in each case one hydrogen atom, giving rise to a double bond between the two C atoms.

[0029] Desaturases according to the invention especially preferably feature, in succession, the desaturase motif 1 "GX10HX3HX13GX9PX3WX3H" (SEQ ID No. 46), the desaturase motif 2 "PX14(H/Q)H" (SEQ ID No. 47) and either the desaturase motif 3 "HX2HHX5PXY" (SEQ ID No. 48) or the desaturase motif 4 "HX2HHX6PXY" (SEQ ID No. 49), where X stands for any amino acid. Whether it is a $\Delta 12$ -, $\Delta 15$ - or omega3-desaturase can be deduced from the amino acid at the variable position 16 of the desaturase motif 2 (H or Q): Q = glutamine is indicative of putative $\Delta 12$ -desaturases, H = histidine is indicative of $\Delta 15$ - or omega3-desaturases.

[0030] In this context, the polynucleotide sequences or the peptide sequences according to the invention preferably originate from the abovementioned organisms.

[0031] It is clear that, in the light of the degeneracy of the genetic code, the abovementioned specific sequences can also be modified, where the modified polynucleotides still code for polypeptides with an amino acid sequence as shown in SEQ ID No. 52 and which have the abovementioned desaturase activity.

[0032] The term "polynucleotide" also comprises variants of the abovementioned specific polynucleotides. These may

take the form of homologous, orthologous or paralogous sequences. Such variants comprise nucleic acid sequences which feature at least one base substitution, one base addition or one base deletion, it being intended that the variants still code for a polypeptide with the abovementioned biological activity of the respective starting sequence. Variants comprise polynucleotides which are capable of hybridization with the abovementioned polynucleotides, preferably under stringent conditions. Especially preferred stringent conditions are known to the skilled worker and can be found in Current Protocols in Molecular Biology, John Wiley & Sons, N.Y. (1989), 6.3.1-6.3.6. A preferred example of stringent hybridization conditions are hybridizations in 6 x sodium chloride/sodium citrate (= SSC) at approximately 45°C, preferably 50°C, 55°C, 60°C and most preferably at 62°C, followed by one or more wash steps in 0.1 x SSC, 0.1% SOS at 50 to 65°C, preferably 55 to 65°C even more preferably at 60 to 65°C. The skilled worker knows that these hybridization conditions differ as a function of the type of nucleic acid and, for example when organic solvents are present, with regard to the temperature and the buffer concentration. Under "standard hybridization conditions", the temperature differs as a function of the type of nucleic acid between 42°C and 58°C in aqueous buffer with a concentration of from 0.1 to 5 x SSC (pH 7.2). If organic solvent is present in the abovementioned buffer, for example 50% formamide, the temperature under standard conditions is approximately 42°C. The hybridization conditions for DNA:DNA hybrids are preferably for example 0.1 x SSC and 20°C to 45°C, preferably between 30°C and 45°C. The hybridization conditions for DNA:RNA hybrids are preferably for example 0.1 x SSC and 30°C to 55°C, preferably between 45°C and 55°C. The abovementioned hybridization temperatures are determined for example for a nucleic acid of approximately 100 bp (= base pairs) in length and a G + C content of 50% in the absence of formamide. The skilled worker knows how to determine the hybridization conditions required with the aid of textbooks, such as the one mentioned hereinabove, or from the following textbooks: Sambrook et al., "Molecular Cloning", Cold Spring Harbor Laboratory, 1989; Hames and Higgins (eds.) 1985, "Nucleic Acids Hybridization: A Practical Approach", IRL Press at Oxford University Press, Oxford; Brown (ed.) 1991, "Essential Molecular Biology: A Practical Approach", IRL Press at Oxford University Press, Oxford. As an alternative, variants of the specific polynucleotides according to the invention may also be provided by polymerase chain reaction (PCR)-based methods. To this end, it is possible first to derive primers from conserved sequences (for example sequences which code for functional domains in the polypeptide). Conserved sequences can be determined by sequence comparisons with polynucleotides which code for polypeptides with a similar activity. The template used may be DNA or cDNA from bacteria, fungi, plants or animals. DNA fragments obtained by PCR can be used for screening suitable genomic libraries or cDNA libraries in order to - if required - isolate the complete open reading frame of the polynucleotide and to determine it by sequencing. Preferred variants comprise polynucleotides which comprise a nucleic acid sequence with at least 75%, at least 80%, at least 81%, at least 82%, at least 83%, at least 84%, at least 85%, at least 86%, at least 87%, at least 88%, at least 89%, at least 90%, at least 91 %, at least 92%, at least 93%, at least 94%, at least 95%, at least 96%, at least 97%, at least 98% or at least 99% (or a different percentage than mentioned herein) identity with one of the abovementioned specific nucleic acid sequences and codes for a polypeptide with the respective biological activity. Equally preferably comprised are polynucleotides which comprise nucleic acid sequences which code for a polypeptide with an amino acid sequence with at least 75%, at least 80%, at least 81%, at least 82%, at least 83%, at least 84%, at least 85%, at least 86%, at least 87%, at least 88%, at least 89%, at least 90%, at least 91%, at least 92%, at least 93%, at least 94%, at least 95%, at least 96%, at least 97%, at least 98% or at least 99% (or a different percentage than mentioned herein) identity with one of the abovementioned specific amino acid sequences and where the polypeptide has the respective biological activity of the starting sequence.

[0033] The percentage of identical nucleotides or amino acids preferably relates to a sequence segment of at least 50% of the sequences to be compared, and especially preferably over the entire length of the sequences to be compared. A multiplicity of programs which implement algorithms for such comparisons are described in the prior art and commercially available. In particular, reference may be made to the algorithms of Needleman and Wunsch or Smith and Waterman, which give particularly reliable results. These algorithms can preferably be implemented by the following programs: PileUp (J. Mol. Evolution., 25, 351-360, 1987, Higgins 1989, CABIOS, 5: 151-153), Gap and BestFit (Needleman and Wunsch (J. Mol. Biol. 48; 443-453 (1970) and Smith and Waterman (Adv. Appl. Math. 2; 482-489(1981))), as part of the GCG software (Genetics Computer Group, 575 Science Drive, Madison, Wisconsin, USA 53711, 1991). For the purposes of the present invention, it is especially preferred to determine the percentage (%) of the sequence identity with the GAP program over the entire sequence, with the following set parameters: Gap Weight: 50, Length Weight: 3, Average Match: 10.000 and Average Mismatch: 0.000.

[0034] A polynucleotide which only comprises a fragment of the abovementioned nucleic acid sequences is also described. Here, it is intended that the fragment codes for a polypeptide which features the biological activity of the starting sequence, or of the polypeptide which the latter codes for. Polypeptides which are encoded by such polynucleotides therefore comprise, or consist of, domains of the abovementioned specific polypeptides (starting polypeptides) which confer the biological activity. A fragment for the purposes of the invention preferably comprises at least 50, at least 100, at least 250 or at least 500 consecutive nucleotides of the abovementioned specific sequences or codes for an amino acid sequence comprising at least 20, at least 30, at least 50, at least 80, at least 100 or at least 150 consecutive amino acids of one of the abovementioned specific amino acid sequences, and confers biological activity, preferably

desaturase activity, as described above.

[0035] The polynucleotide variants according to the invention preferably feature at least 10%, at least 20%, at least 30%, at least 40%, at least 50%, at least 60%, at least 70%, at least 80% or at least 90% of the respective biological activity of the polypeptide which is encoded by the starting sequence. That is to say the polypeptides which are encoded by the polynucleotides according to the invention can participate in the metabolism of compounds required for the synthesis of fatty acids, fatty acid esters such as diacylglycerides and/or triacylglycerides in an organism, preferably in a plant or plant cell, or can participate in the transport of molecules across membranes, which means C₁₈-, C₂₀- or C₂₂-carbon chains in the fatty acid molecule with double bonds at at least two, advantageously three, four, five or six positions.

[0036] The polynucleotides according to the invention either comprise the abovementioned specific nucleic acid sequences or consist of them. That is to say, that the polynucleotides according to the invention may, in principle, also comprise further nucleotides. These may preferably be 3'- or 5'-untranslated regions of the genomic nucleic acid sequence. They preferably consist of at least 100, 200 or 500 nucleotides at the 5' terminus and of at least 20, 50 or 100 nucleotides at the 3' terminus of the coding region. Further polynucleotides which comprise additional nucleic acid sequences are those which code for fusion proteins. Such fusion proteins can code for further polypeptides or polypeptide portions, in addition to the abovementioned polypeptides. The additional polypeptide or polypeptide portion may take the form of further enzymes of lipid or fatty acid biosynthesis. Others which are feasible are polypeptides which may act as expression markers (green, yellow, red, blue fluorescent proteins, alkaline phosphatase and others) or so-called "tags" as labels or as an aid for purification (for example FLAG tags, 6-histidine tags, MYC tags and others).

[0037] Polynucleotide variants can be isolated from different natural or artificial sources. For example, they can be generated artificially by *in-vitro* or *in-vivo* mutagenesis. Homologs or orthologs of the specific sequences can be obtained from a wide range of animals, plants and microorganisms. They are preferably obtained from algae. Algae such as *Isochrysis*, *Euglena* or *Cryptothecodinium*, algae/diatoms such as *Thalassiosira*, *Phaeodactylum* or *Thraustochytrium*, *Pythium*, mosses such as *Physcomitrella*, preferably *Physcomitrella patens* or *Ceratodon* are preferred, very especially preferred are the algae of the genus *Euglena* or the diatoms of the class Oomycota such as the genera *Pythium* or *Phytophthora* or fungi such as *Postia placenta* or *Microdothium nivale*, or from the division Zygomycota from the genera *Rhizopus*, *Aspergillus*, *Thraustochytrium*, *Phytophthora*, *Entomophthora*, *Mucor* or *Mortierella*. The polynucleotides can also be obtained from plants, preferably from the family Selaginellaceae, such as *Selaginella moellendorffii*, or from higher plants such as Primulaceae such as *Aleuritia*, *Calendula stellata*, *Osteospermum spinescens* or *Osteospermum hyoseroides*, bacteria such as *Shewanella*, cyanobacteria such as *Synechococcus*, yeasts or animals such as nematodes, for example *Caenorhabditis*, molluscs, insects or fish. The polynucleotide variants are also preferably derived from an animal from the order vertebrates. Especially preferably, the polynucleotides are derived from the class Vertebrata; Euteleostomi, Actinopterygii; Neopterygii; Teleostei; Euteleostei, Protacanthopterygii, Salmoniformes; Salmonidae or Oncorhynchus and, very especially preferably, from the order Salmoniformes such as the family Salmonidae, such as the genus *Salmo*, for example from the genera and species *Oncorhynchus mykiss*, *Trutta trutta* or *Salmo trutta fario*. Here, the polynucleotides according to the invention can be isolated by means of standard techniques of molecular biology and of the sequence information provided herein. Also, it is possible, with the aid of comparative algorithms, to identify for example a homologous sequence or homologous, conserved sequence regions at the DNA or amino acid level. These can be employed as hybridization probe and standard hybridization techniques (such as, for example, those described in Sambrook et al., *Molecular Cloning: A Laboratory Manual*. 2nd Ed., Cold Spring Harbor Laboratory, Cold Spring Harbor Laboratory Press, Cold Spring Harbor, NY, 1989) for isolating further nucleic acid sequences which are useful in the process. Moreover, it is possible to isolate polynucleotides or fragments thereof by means of polymerase chain reaction (PCR), where oligonucleotide primers which are based on this sequence or parts thereof are employed (for example, a nucleic acid molecule comprising the complete sequence or part thereof can be isolated by polymerase chain reaction using oligonucleotide primers which have been generated on the basis of this same sequence). For example, it is possible to isolate mRNA from cells (for example by the guanidinium thiocyanate extractive method by Chirgwin et al. (1979) *Biochemistry* 18:5294-5299), and cDNA can be generated by means of reverse transcriptase (for example Moloney MLV reverse transcriptase, obtainable from Gibco/BRL, Bethesda, MD, or AMV reverse transcriptase, obtainable from Seikagaku America, Inc., St.Petersburg, FL). Synthetic oligonucleotide primers for the amplification by means of polymerase chain reaction can be generated on the basis of the polynucleotide and amino acid sequences shown in the SEQ ID numbers (SEQ ID NR:). A nucleic acid according to the invention can be amplified using cDNA or, alternatively, genomic DNA as the template and suitable oligonucleotide primers, following standard PCR amplification techniques. The nucleic acid amplified thus can be cloned into a suitable vector and characterized by means of DNA sequence analysis. Oligonucleotides which correspond to a desaturase nucleotide sequence can be generated by standard synthetic methods, for example using an automatic DNA synthesizer.

[0038] The polynucleotides according to the invention can either be provided in the form of isolated polynucleotides (i.e. isolated from their natural origin, for example the genomic locus) or else in genetically modified form (i.e. the polynucleotides may also be present at their natural genetic locus, but, in such a case, must be genetically modified).

An isolated polynucleotide preferably comprises less than 5 kb, 4 kb, 3 kb, 2 kb, 1 kb, 0.5 kb or 0.1 kb of nucleic acid sequence which occurs naturally in its environment. The polynucleotide according to the invention may be present as a single-stranded or double-stranded nucleic acid molecule and may take the form of genomic DNA, cDNA or RNA. Preferably, the polynucleotide according to the invention consists of RNA or DNA. The polynucleotides according to the invention comprise all orientations of the sequences shown in the SEQ ID numbers, i.e. also complementary strands and reverse, or reverse-complementary, orientations. The term furthermore also comprises chemically modified nucleic acids, such as the naturally occurring methylated DNA molecules, or artificial nucleic acids, for example biotinylated nucleic acids.

[0039] Described are oligonucleotides of at least 15 bp, preferably at least 20 bp, at least 25 bp, at least 30 bp, at least 35 bp or at least 50 bp, which are capable of specifically hybridizing under stringent conditions with one of the abovementioned polynucleotides. The oligonucleotides may consist of DNA or RNA or both. Such oligonucleotides can be employed as primers for the PCR, as expression-inhibitory antisense oligonucleotides, for RNA interference (RNAi) approaches or for chimeroplastic or genoplastic approaches. RNAi methods are described for example in Fire et al., Nature (1998) 391:806-811; Fire, Trends Genet. 15, 358-363 (1999); Sharp, RNA interference 2001. Genes Dev. 15,485-490 (2001); Hammond et al. Nature Rev. Genet. 2, 1110-1119 (2001); Tuschl, Chem. Biochem. 2, 239-245 (2001); Hamilton et al., Science 286, 950-952 (1999); Hammond et al., Nature 404, 293-296 (2000); Zamore et al., Cell 101, 25-33 (2000); Bernstein et al., Nature 409, 363-366 (2001); Elbashir et al., Genes Dev. 15, 188-200 (2001); WO 01/29058; WO 99/32619; or Elbashir et al., 2001 Nature 411: 494-498 and serve for inhibiting gene expression by degrading the mRNA. Chimeroplastic or genoplastic approaches serve the *in-vivo* modification (for example the introduction of point mutations) into genes at their endogenous loci. Corresponding methods are disclosed in US5,565,350, US5,756,325, US5,871,984, US5,731,181, US5,795,972, US6,573,046, US6,211,351, US6,586,184, US6,271,360 and US6,479,292.

[0040] Advantageously, it has emerged that the polynucleotides according to the invention can be employed particularly efficiently for the recombinant production of polyunsaturated fatty acids in host cells and in transgenic organisms. In particular, the polypeptides which are encoded by the polynucleotides according to the invention and which have omega-3-desaturase activity are capable of converting C₁₈-, C₂₀- and C₂₂-fatty acids with one, two, three, four or five double bonds and preferably polyunsaturated C₁₈-fatty acids with one, two or three double bonds such as C18:1(9,12 or C18:3(6,9,12, polyunsaturated C₂₀-fatty acids with three or four double bonds such as C20:3(8,11,14, C20:4(5,8,11,14 or C20:4(8,11,14,17 or polyunsaturated C₂₂-fatty acids with four or five double bonds such as C22:4(7,10,13,16 or C22:5(7,10,13,16,19. Especially preferably, the polynucleotide and amino acid sequences according to the invention lead to an increase in the 18:2Δ9,12- or 18:3Δ9,12,15-fatty acids. Figure 1 shows where these desaturases according to the invention engage in the biosynthesis of long-chain polyunsaturated fatty acids and/or how they can be used for producing these fatty acids.

[0041] In this context, it is especially preferred to employ the Δ6-desaturase encoded by the polynucleotide sequence with SEQ ID No. 22 (d6Des(Pir)), the Δ6-elongase encoded by the polynucleotide sequence with SEQ ID No. 31 (d6Elo(Pp)), the Δ5-desaturase encoded by the polynucleotide sequence with SEQ ID No. 25 (d5Des(Tc)), the Δ15-elongase encoded by the polynucleotide sequence with SEQ ID No. 34 (d5Des(Ot)), the Δ14-desaturase encoded by the polynucleotide sequence with SEQ ID No. 37 (d4Des(Tc)), the Δ6-elongase encoded by the polynucleotide sequence with SEQ ID No.40 (d6Elo(Tp)), the Δ6-desaturase encoded by the polynucleotide sequence with SEQ ID No. 41 (d6Des(Tc)) with one or more of the desaturases according to the invention in order to synthesize long-chain polyunsaturated fatty acids; see in this context WO2006/100241. Alternatively, it was also possible to employ a Δ9-elongase and a Δ8-desaturase instead of the abovementioned Δ6-desaturase and the Δ6-elongase as described in WO2004/057001. Depending on the fatty acid which is to be prepared, it is possible to coexpress, in the host cells or transgenic organisms described hereinbelow, or to use in the methods according to the invention, a variety of combinations of the polynucleotides according to the invention with the abovementioned desaturases or elongases. Especially preferred combinations for the production of eicosapentaenoic acid are shown in tables 5 and 8 and for docosahexaenoic acid in table 6 hereinbelow. For example, it is possible to use an omega-3-desaturase according to the invention, alone or in a suitable combination (for example a Δ12-desaturase and a Δ15-desaturase), together with d6Des(Pir) and/or d6Des(Ot), d6Elo(Pp), d5Des(Tc) and ω3Des(Pi) for the production of EPA. Equally, an omega-3-desaturase according to the invention, alone or in a suitable combination, can be used together with d6Des(Pir) and/or d6Des(Ot), d6Elo(Pp), d5Des(Tc), ω3Des(Pi), d5Elo(Ot), d4Des(Tc) for the production of docosahexaenoic acid.

[0042] Preferably, it is the fatty acids in phospholipids or CoA fatty acid esters which are desaturated, advantageously in the CoA fatty acid esters. Thus, a simple, inexpensive production of these polyunsaturated fatty acids is possible, specifically in eukaryotic systems. The unsaturated fatty acids produced by means of the polynucleotides according to the invention can then be formulated as oil, lipid and fatty acid compositions and can be employed in a suitable manner.

[0043] The present invention furthermore relates to a vector which comprises the polynucleotide according to the invention.

[0044] The term "vector" refers to a nucleic acid molecule which is capable of transporting another nucleic acid molecule,

such as the polynucleotides according to the invention, to which it is bound. One type of vector is a plasmid, a circular double-stranded DNA loop into which additional DNA segments can be ligated. A further type of vector is a viral vector, it being possible for additional DNA segments to be ligated into the viral genome. Certain vectors are capable of autonomous replication in a host cell into which they have been introduced (for example bacterial vectors with bacterial replication origin). Other vectors are advantageously integrated into the genome of a host cell when they are introduced into the host cell, and thus replicate together with the host genome. Moreover, certain vectors can govern the expression of genes with which they are in operable linkage. These vectors are referred to in the present context as expression vectors. Usually, expression vectors which are suitable for DNA recombination techniques take the form of plasmids. In the present description, "plasmid" and "vector" can be used exchangeably since the plasmid is the form of vector which is most frequently used. However, the invention is also intended to comprise other forms of expression vectors, such as viral vectors, which exert similar functions. Furthermore, the term "vector" is also intended to comprise other vectors with which the skilled worker is familiar, such as phages, viruses such as SV40, CMV, TMV, transposons, IS elements, phasmids, phagemids, cosmids, linear or circular DNA, artificial chromosomes. Finally, the term also comprises constructs for the targeted, i.e. homologous, recombination, or the heterologous insertion of polynucleotides.

[0045] Vectors can be introduced into prokaryotic and eukaryotic cells via conventional transformation or transfection techniques. The terms "transformation" and "transfection", conjugation and transduction, as used in the present context, are intended to comprise a multiplicity of methods known in the prior art for the introduction of foreign nucleic acid (for example DNA) into a host cell, including calcium phosphate or calcium chloride coprecipitation, DEAE-dextran-mediated transfection, lipofection, natural competence, chemically mediated transfer, electroporation or particle bombardment. Suitable methods for the transformation or transfection of host cells, including plant cells, can be found in Sambrook et al. (*Molecular Cloning: A Laboratory Manual*, 2nd ed., Cold Spring Harbor Laboratory, Cold Spring Harbor Laboratory Press, Cold Spring Harbor, NY, 1989) and other laboratory textbooks such as *Methods in Molecular Biology*, 1995, Vol. 44, *Agrobacterium* protocols, Ed.: Gartland and Davey, Humana Press, Totowa, New Jersey.

[0046] Suitable cloning vectors are generally known to the skilled worker. In particular, they include vectors which can replicate in microbial systems, that is mainly vectors which ensure efficient cloning in yeasts or fungi and which make possible the stable transformation of plants. Those which must be mentioned are in particular various binary and cointegrated vector systems which are suitable for the T-DNA-mediated transformation. Such vector systems are, as a rule, characterized in that they comprise at least the *vir* genes, which are required for the *agrobacterium*-mediated transformation, and the T-DNA-bordering sequences (T-DNA border). Preferably, these vector systems also comprise further cis-regulatory regions such as promoters and terminators and/or selection markers, by means of which suitably transformed organisms can be identified. While in the case of cointegrated vector systems *vir* genes and T-DNA sequences are arranged on the same vector, binary systems are based on at least two vectors, one of which bears *vir* genes, but no T-DNA, and the other bears T-DNA, but no *vir* gene. As a result, the last-mentioned vectors are relatively small, easy to manipulate and to replicate both in *E. coli* and in *Agrobacterium*. These binary vectors include vectors from the pBIB-HYG series, the pPZP series, the pBecks series and the pGreen series. Preferably used according to the invention are Bin19, pBI101, pBinAR, pGPTV and pCAMBIA. An overview of binary vectors and their use is found in Hellens et al, *Trends in Plant Science* (2000) 5, 446-451. The vectors with the inserted polynucleotides according to the invention can be propagated stably under selective conditions in microorganisms, in particular *Escherichia coli* and *Agrobacterium tumefaciens*, and make possible a transfer of heterologous DNA into plants or microorganisms. The polynucleotides according to the invention can be introduced into organisms such as microorganisms or plants by means of the cloning vectors and thus used for transforming plants. Vectors which are suitable for this purpose are published in: *Plant Molecular Biology and Biotechnology* (CRC Press, Boca Raton, Florida), chapter 6/7, p. 71-119 (1993); F.F. White, *Vectors for Gene Transfer in Higher Plants*; in: *Transgenic Plants*, vol. 1, Engineering and Utilization, eds.: Kung and R. Wu, Academic Press, 1993, 15-38; B. Jenes et al., *Techniques for Gene Transfer*, in: *Transgenic Plants*, vol. 1, Engineering and Utilization, eds.: Kung and R. Wu, Academic Press (1993), 128-143; Potrykus, *Annu. Rev. Plant Physiol. Plant Molec. Biol.* 42 (1991), 205-225.

[0047] The vector is preferably an expression vector. The polynucleotide is present in the expression vector according to the invention in operative (i.e. functional) linkage with an expression control sequence. The expression control sequence together with the polynucleotide and optionally further sequence elements of the vector is also referred to as the expression cassette. The expression control sequence ensures that, after transformation or transfection into a host cell, the polynucleotide can be expressed. The expression control sequence to be used preferably comprises cis-regulatory elements such as promoter and/or enhancer nucleic acid sequences, which are recognized by the transcription machinery of the host cells. The term furthermore comprises other expression control elements, for example polyadenylation signals and RNA-stabilizing sequences. These regulatory sequences are described for example in Goeddel: *Gene Expression Technology: Methods in Enzymology* 185, Academic Press, San Diego, CA (1990) or see: Gruber and Crosby, in: *Methods in Plant Molecular Biology and Biotechnology*, CRC Press, Boca Raton, Florida, eds.: Glick and Thompson, chapter 7, 89-108, including the literature cited therein. Expression control sequences comprise those which govern the constitutive expression of a nucleotide sequence in many types of host cells, and those which govern the direct expression of the

nucleotide sequence only in certain host cells under certain conditions. The skilled worker knows that the design of the expression vector may depend on factors such as the choice of the host cell to be transformed, the extent of the expression of the desired protein and the like. The polynucleotides according to the invention may be present in one or more copies in the expression cassette or in the expression vector according to the invention (for example in the form of several expression cassettes). Here, the regulatory sequences or factors can preferably have a positive effect on the gene expression of the introduced genes, as described above, and thereby increase it. Thus, it is possible to enhance the regulatory elements advantageously at the transcription level by using strong transcription signals such as promoters and/or "enhancers". Besides, it is also possible to enhance the translation, for example by improving the mRNA stability. Further expression control sequences within the meaning of the present invention are translation terminators at the 3' end of the polynucleotides to be translated. An example which can be used here is the OCS1 terminator. As in the case of the promoters, a different terminator sequence should be used for each polynucleotide to be expressed.

[0048] Preferred expression control sequences or regulatory sequences are present in promoters such as the *cos*, *tac*, *trp*, *tet*, *trp-tet*, *lpp*, *lac*, *lpp-lac*, *lacIq*, *T7*, *T5*, *T3*, *gal*, *trc*, *ara*, *SP6*, λ -PR or λ -PL promoters and are advantageously employed in Gram-negative bacteria. Further advantageous regulatory sequences are, for example, present in the Gram-positive promoters *amy* and *SPO2*, in the yeast or fungal promoters *ADC1*, *MF α* , *AC*, *P-60*, *CYC1*, *GAPDH*, *TEF*, *rp28*, *ADH* or in the plant promoters *CaMV/35S* [Franck et al., *Cell* 21 (1980) 285-294], *PRP1* [Ward et al., *Plant. Mol. Biol.* 22 (1993)], *SSU*, *OCS*, *lib4*, *usp*, *STLS1*, *B33*, *nos* or in the ubiquitin or phaseolin promoter. Advantageous in this context are also inducible promoters, such as the promoters described in EP-A-0 388 186 (benzenesulfonamide-inducible), Plant J. 2, 1992:397-404 (Gatz et al., tetracycline-inducible), EP-A-0 335 528 (abscisic acid-inducible) or WO 93/21334 (ethanol- or cyclohexenol-inducible). Further suitable plant promoters are the cytosolic *FBPase* promoter or the *ST-LSI* promoter of potato (Stockhaus et al., *EMBO J.* 8, 1989, 2445), the glycine max phosphoribosyl-pyrophosphate amidotransferase promoter (Genbank Accession No. U87999) or the node-specific promoter described in EP-A-0 249 676. Especially advantageous promoters are promoters which make possible the expression in tissues which are involved in the biosynthesis of fatty acids. Very especially advantageous are seed-specific promoters, such as the *USP* promoter, but also other promoters such as the *LeB4*, *DC3*, *phaseolin* or *napin* promoter. Further especially advantageous promoters are seed-specific promoters which can be used for monocotyledonous or dicotyledonous plants and which are described in US 5,608,152 (oilseed rape *napin* promoter), WO 98/45461 (*Arabidopsis oleosin* promoter), US 5,504,200 (*Phaseolus vulgaris phaseolin* promoter), WO 91/13980 (*Brassica Bce4* promoter), by Bäumlein et al., *Plant J.*, 2, 2, 1992:233-239 (*LeB4* promoter from a legume), these promoters being suitable for dicots. Examples of promoters which are suitable for monocots are the barley *lpt-2* or *lpt-1* promoter (WO 95/15389 and WO 95/23230), the barley *hordein* promoter and other suitable promoters described in WO 99/16890. In principle, it is possible to use all natural promoters together with their regulatory sequences, such as those mentioned above, as expression control sequences. It is also possible to use synthetic promoters, either in addition or alone, in particular when they mediate seed-specific expression, as described, for example, in WO 99/16890.

[0049] In order to achieve a particularly high PUFA content, especially in transgenic plants, the polynucleotides of the present invention should preferably be expressed in oil crops in a seed-specific manner. To this end, seed-specific promoters can be used, or those promoters which are active in the embryo and/or in the endosperm. In principle, seed-specific promoters can be isolated both from dicotyledonous and from monocotyledonous plants. Advantageous preferred promoters are listed hereinbelow: *USP* (= unknown seed protein) and *vicilin* (*Vicia faba*) [Bäumlein et al., *Mol. Gen. Genet.*, 1991, 225(3)], *napin* (oilseed rape) [US 5,608,152], *acyl carrier protein* (oilseed rape) [US 5,315,001 and WO 92/18634], *oleosin* (*Arabidopsis thaliana*) [WO 98/45461 and WO 93/20216], *phaseolin* (*Phaseolus vulgaris*) [US 5,504,200], *Bce4* [WO 91/13980], *legumines B4* (*LegB4* promoter) [Bäumlein et al., *Plant J.*, 2, 2, 1992], *Lpt2* and *Lpt1* (barley) [WO 95/15389 and WO 95/23230], seed-specific promoters from rice, maize and wheat [WO 99/16890], *Amy32b*, *Amy 6-6* and *aleurain* [US 5,677,474], *Bce4* (oilseed rape) [US 5,530,149], *glycinin* (soybean) [EP 571 741], *phosphoenol pyruvate carboxylase* (soybean) [JP 06/62870], *ADR12-2* (soybean) [WO 98/08962], *isocitrate lyase* (oilseed rape) [US 5,689,040] or α -*amylase* (barley) [EP 781 849].

[0050] Plant gene expression can also be facilitated via a chemically inducible promoter (see a review in Gatz 1997, *Annu. Rev. Plant Physiol. Plant Mol. Biol.*, 48:89-108). Chemically inducible promoters are particularly suitable when it is desired that gene expression should take place in a time-specific manner. Examples of such promoters are a salicylic acid-inducible promoter (WO 95/19443), a tetracycline-inducible promoter (Gatz et al. (1992) *Plant J.* 2, 397-404) and an ethanol-inducible promoter.

[0051] To ensure stable integration of the various biosynthesis genes into the transgenic plant over a plurality of generations, each of the polynucleotides according to the invention should be expressed under the control of a separate promoter, preferably a promoter which differs from the other promoters, since repeating sequence motifs can lead to instability of the T-DNA, or to recombination events. In this context, the expression cassette is advantageously constructed in such a way that a promoter is followed by a suitable cleavage site (advantageously in a polylinker) for insertion of the nucleic acid to be expressed and, if appropriate, a terminator is then positioned behind the polylinker. This sequence is repeated several times, preferably three, four or five times, so that up to five genes can be combined in one construct

and introduced into the transgenic plant in order to be expressed. Advantageously, the sequence is repeated up to three times. To express the nucleic acid sequences, the latter are inserted behind the promoter via a suitable cleavage site, for example in the polylinker. Advantageously, each nucleic acid sequence has its own promoter and, if appropriate, its own terminator. Such advantageous constructs are disclosed, for example, in DE 101 02 337 or DE 101 02 338. However, it is also possible to insert a plurality of nucleic acid sequences behind a promoter and, if appropriate, in front of a terminator. Here, the insertion site, or the sequence, of the inserted nucleic acids in the expression cassette is not of critical importance, that is to say a nucleic acid sequence can be inserted at the first or last position in the cassette without its expression being substantially influenced thereby. Advantageously, different promoters such as, for example, the USP, LegB4 or DC3 promoters, and different terminators can be used in the expression cassette. However, it is also possible to use only one type of promoter in the cassette. This, however, may lead to undesired recombination events.

[0052] The recombinant expression vectors used can be designed for the expression in prokaryotic or eukaryotic cells. This is advantageous since intermediate steps of the vector construction are frequently carried out in microorganisms for the sake of simplicity. For example, the $\Delta 12$ -desaturase, $\Delta 15$ -desaturase, $\Delta 12$ - and $\Delta 15$ -desaturases, $\omega 3$ -desaturase, $\Delta 6$ -desaturase, $\Delta 6$ -elongase, $\Delta 9$ -elongase, $\Delta 8$ -desaturase, $\Delta 5$ -desaturase, $\Delta 5$ -elongase and/or $\Delta 4$ -desaturase genes can be expressed in bacterial cells, insect cells (using Baculovirus expression vectors), yeast and other fungal cells (see Romanos, M.A., et al. (1992) "Foreign gene expression in yeast: a review", *Yeast* 8:423-488; van den Hondel, C.A.M.J.J., et al. (1991) "Heterologous gene expression in filamentous fungi", in: *More Gene Manipulations in Fungi*, J.W. Bennet & L.L. Lasure, Eds., pp. 396-428: Academic Press: San Diego; and van den Hondel, C.A.M.J.J., & Punt, P.J. (1991) "Gene transfer systems and vector development for filamentous fungi, in: *Applied Molecular Genetics of Fungi*, Peberdy, J.F., et al., Eds., pp. 1-28, Cambridge University Press: Cambridge), algae (Falciatore et al., 1999, *Marine Biotechnology*, 1, 3:239-251), ciliates of the types: Holotrichia, Peritrichia, Spirotrichia, Suctorina, Tetrahymena, Paramecium, Colpidium, Glaucoma, Platyophrya, Potomacus, Desaturapseudocohnilembus, Euplotes, Engelmaniella and Stylonychia, in particular of the genus Stylonychia lemnae, using vectors in a transformation method as described in WO 98/01572 and, preferably, in cells of multicellular plants (see Schmidt, R. and Willmitzer, L. (1988) "High efficiency Agrobacterium tumefaciens-mediated transformation of Arabidopsis thaliana leaf and cotyledon explants" *Plant Cell Rep.*:583-586; *Plant Molecular Biology and Biotechnology*, C Press, Boca Raton, Florida, Chapter 6/7, pp. 71-119 (1993); F.F. White, B. Jenes et al., *Techniques for Gene Transfer*, in: *Transgenic Plants*, Vol. 1, Engineering and Utilization, Eds.: Kung and R. Wu, Academic Press (1993), 128-43; Potrykus, *Annu. Rev. Plant Physiol. Plant Molec. Biol.* 42 (1991), 205-225 (and references cited therein)). Suitable host cells are furthermore discussed in Goeddel, *Gene Expression Technology: Methods in Enzymology* 185, Academic Press, San Diego, CA (1990). As an alternative, the recombinant expression vector can be transcribed and translated in vitro, for example using T7-promoter regulatory sequences and T7-polymerase.

[0053] In most cases, the expression of proteins in prokaryotes involves the use of vectors comprising constitutive or inducible promoters which govern the expression of fusion or nonfusion proteins. Typical fusion expression vectors are, inter alia, pGEX (Pharmacia Biotech Inc; Smith, D.B., and Johnson, K.S. (1988) *Gene* 67:31-40), pMAL (New England Biolabs, Beverly, MA) and pRIT5 (Pharmacia, Piscataway, NJ), where glutathione S-transferase (GST), maltose-E-binding protein and protein A, respectively, are fused with the recombinant target protein. Examples of suitable inducible nonfusion E. coli expression vectors are, inter alia, pTrc (Amann et al. (1988) *Gene* 69:301-315) and pET 11d (Studier et al., *Gene Expression Technology: Methods in Enzymology* 185, Academic Press, San Diego, California (1990) 60-89). The target gene expression from the vector pTrc is based on the transcription from a hybrid trp-lac fusion promoter by the host RNA polymerase. The target gene expression from the vector pET 11d is based on the transcription of a T7-gn10-lac fusion promoter, which is mediated by a viral RNA polymerase (T7 gn1), which is coexpressed. This viral polymerase is provided by the host strains BL21 (DE3) or HMS174 (DE3) from a resident λ -prophage which harbors a T7 gn1 gene under the transcriptional control of the lacUV 5 promoter. Other vectors which are suitable for prokaryotic organisms are known to the skilled worker, these vectors are, for example in E. coli pLG338, pACYC184, the pBR series such as pBR322, the pUC series such as pUC18 or pUC19, the M113mp series, pKC30, pRep4, pHS1, pHS2, pPLc236, pMBL24, pLG200, pUR290, pIN-III113-B1, λ gt11 or pBdCl, in Streptomyces pIJ101, pIJ364, pIJ702 or pIJ361, in Bacillus pUB110, pC194 or pBD214, in Corynebacterium pSA77 or pAJ667.

[0054] In a further embodiment, the expression vector is a yeast expression vector. Examples of vectors for expression in the yeast *S. cerevisiae* comprise pYeDesaturasec1 (Baldari et al. (1987) *Embo J.* 6:229-234), pMFa (Kurjan and Herskowitz (1982) *Cell* 30:933-943), pJRY88 (Schultz et al. (1987) *Gene* 54:113-123) and pYES2 (Invitrogen Corporation, San Diego, CA). Vectors and processes for the construction of vectors which are suitable for use in other fungi, such as the filamentous fungi, comprise those which are described in detail in: van den Hondel, C.A.M.J.J., & Punt, P.J. (1991) "Gene transfer systems and vector development for filamentous fungi, in: *Applied Molecular Genetics of fungi*, J.F. Peberdy et al., Ed., pp. 1-28, Cambridge University Press: Cambridge, or in: *More Gene Manipulations in Fungi* [J.W. Bennet & L.L. Lasure, Eds., pp. 396-428: Academic Press: San Diego]. Further suitable yeast vectors are, for example, pAG-1, YEp6, YEp13 or pEMBLye23.

[0055] As an alternative, the polynucleotides of the present invention can also be expressed in insect cells using

Baculovirus expression vectors. Baculovirus vectors which are available for the expression of proteins in cultured insect cells (for example Sf9 cells) comprise the pAc series (Smith et al. (1983) *Mol. Cell Biol.* 3:2156-2165) and the pVL series (Lucklow and Summers (1989) *Virology* 170:31-39).

[0056] Preferred plant expression vectors comprise those which are described in detail in: Becker, D., Kemper, E., Schell, J., and Masterson, R. (1992) "New plant binary vectors with selectable markers located proximal to the left border", *Plant Mol. Biol.* 20:1195-1197; and Bevan, M.W. (1984) "Binary Agrobacterium vectors for plant transformation", *Nucl. Acids Res.* 12:8711-8721; *Vectors for Gene Transfer in Higher Plants*; in: *Transgenic Plants*, Vol. 1, Engineering and Utilization, Eds.: Kung and R. Wu, Academic Press, 1993, p. 15-38. A plant expression cassette preferably comprises expression control sequences which are capable of governing the expression of genes in plant cells and which are linked operably so that each sequence can fulfill its function, such as transcriptional termination, for example polyadenylation signals. Preferred polyadenylation signals are those which are derived from *Agrobacterium tumefaciens* T-DNA, such as gene 3 of the Ti plasmid pTiACH5 (Gielen et al., *EMBO J.* 3 (1984) 835 et seq.), which is known as octopine synthase, or functional equivalents thereof, but all other terminators which are functionally active in plants are also suitable. Since plant gene expression is very often not limited to transcriptional levels, a plant expression cassette preferably comprises other sequences which are linked operably, such as translation enhancers, for example the overdrive sequence, which comprises the tobacco mosaic virus 5'-untranslated leader sequence, which increases the protein/RNA ratio (Gallie et al., 1987, *Nucl. Acids Research* 15:8693-8711). As described above, plant gene expression must be linked operably with a suitable promoter which triggers gene expression with the correct timing or in a cell- or tissue-specific manner. Utilizable promoters are constitutive promoters (Benfey et al., *EMBO J.* 8 (1989) 2195-2202), such as those which are derived from plant viruses, such as 35S CAMV (Franck et al., *Cell* 21 (1980) 285-294), 19S CaMV (see also US 5352605 and WO 84/02913), or plant promoters, such as the promoter of the small Rubisco subunit, which is described in US 4,962,028. Other preferred sequences for use in operable linkage in plant gene expression cassettes are targeting sequences, which are required for steering the gene product into its corresponding cell compartment (see a review in Kermode, *Crit. Rev. Plant Sci.* 15, 4 (1996) 285-423 and references cited therein), for example into the vacuole, into the nucleus, all types of plastids, such as amyloplasts, chloroplasts, chromoplasts, the extracellular space, the mitochondria, the endoplasmic reticulum, oil bodies, peroxisomes and other compartments of plant cells.

[0057] As described above, plant gene expression can also be facilitated via a chemically inducible promoter (see review in Gatz 1997, *Annu. Rev. Plant Physiol. Plant Mol. Biol.*, 48:89-108). Chemically inducible promoters are particularly suitable when it is desired that the gene expression takes place in a time-specific manner. Examples of such promoters are a salicylic-acid-inducible promoter (WO 95/19443), a tetracyclin-inducible promoter (Gatz et al. (1992) *Plant J.* 2, 397-404) and an ethanol-inducible promoter. Promoters which respond to biotic or abiotic stress conditions are also suitable, for example the pathogen-induced PRP1 gene promoter (Ward et al., *Plant Mol. Biol.* 22 (1993) 361-366), the heat-inducible tomato hsp80 promoter (US 5,187,267), the chill-inducible potato alpha-amylase promoter (WO 96/12814) or the wound-inducible pinll promoter (EP-A-0 375 091).

[0058] Especially preferred are those promoters which bring about the gene expression in tissues and organs in which the biosynthesis of fatty acids, lipids and oils takes place, in seed cells, such as the cells of the endosperm and of the developing embryo. Suitable promoters are the oilseed rape napin gene promoter (US 5,608,152), the *Vicia faba* USP promoter (Baeumlein et al., *Mol Gen Genet*, 1991, 225 (3):459-67), the *Arabidopsis* oleosin promoter (WO 98/45461), the *Phaseolus vulgaris* phaseolin promoter (US 5,504,200), the *Brassica Bce4* promoter (WO 91/13980) or the legumine B4 promoter (LeB4; Baeumlein et al., 1992, *Plant Journal*, 2 (2):233-9), and promoters which bring about the seed-specific expression in monocotyledonous plants such as maize, barley, wheat, rye, rice and the like. Suitable noteworthy promoters are the barley *lpt2* or *lpt1* gene promoter (WO 95/15389 and WO 95/23230) or the promoters from the barley hordein gene, the rice glutelin gene, the rice oryzin gene, the rice prolamine gene, the wheat gliadine gene, the wheat glutelin gene, the maize zeine gene, the oat glutelin gene, the sorghum kasirin gene or the rye secalin gene, which are described in WO 99/16890. Especially suitable promoters are likewise those which bring about the plastid-specific expression, since plastids are the compartment in which the precursors and some of the end products of lipid biosynthesis are synthesized. Suitable promoters, such as the viral RNA polymerase promoter, are described in WO 95/16783 and WO 97/06250, and the *clpP* promoter from *Arabidopsis*, described in WO 99/46394.

[0059] The abovementioned vectors are only a small overview of possible vectors which are suitable. Further plasmids are known to the skilled worker and are described for example in: *Cloning Vectors* (eds. Pouwels, P.H., et al., Elsevier, Amsterdam-New York-Oxford, 1985, ISBN 0 444 904018). Further suitable expression systems for prokaryotic and eukaryotic cells, see chapters 16 and 17 of Sambrook, J., Fritsch, E.F., and Maniatis, T., *Molecular Cloning: A Laboratory Manual*, 2nd ed., Cold Spring Harbor Laboratory, Cold Spring Harbor Laboratory Press, Cold Spring Harbor, NY, 1989.

[0060] As described above, the expression vector can, in addition to the polynucleotides according to the invention, also comprise further genes which are to be introduced into the organisms. It is possible and preferred to introduce into the host organisms, and express in them, regulatory genes, such as genes for inducers, repressors or enzymes which, as a result of their enzymatic activity, engage in the regulation of one or more genes of a biosynthetic pathway. These genes can be of heterologous or homologous origin. Heterologous genes or polynucleotides are derived from an organism

of origin which differs from the target organism into which the genes or polynucleotides are to be introduced. In the case of homologous genes or polynucleotides, target organism and organism of origin are identical. The vector therefore preferably comprises at least one further polynucleotide which codes for a further enzyme which is involved in the biosynthesis of lipids or fatty acids. The enzyme is preferably selected from the group consisting of: acyl-CoA dehydrogenase(s), acyl-ACP [= acyl carrier protein] desaturase(s), acyl-ACP thioesterase(s), fatty acid acyltransferase(s), acyl-CoA:lysophospholipid acyltransferase(s), fatty acid synthase(s), fatty acid hydroxylase(s), acetyl-coenzyme A carboxylase(s), acyl-coenzyme A oxidase(s), fatty acid desaturase(s), fatty acid acetylenase(s), lipoxygenase(s), triacylglycerol lipase(s), allene oxide synthase(s), hydroperoxide lyase(s), fatty acid elongase(s), $\Delta 4$ -desaturase(s), $\Delta 5$ -desaturase(s), $\Delta 6$ -desaturase(s), $\Delta 8$ -desaturase(s), $\Delta 9$ -desaturase(s), $\Delta 12$ -desaturase(s), $\Delta 15$ -desaturase(s), $\Delta 12$ - and $\Delta 15$ -desaturase(s), $\omega 3$ -desaturase, $\Delta 5$ -elongase(s), $\Delta 6$ -elongase(s) and $\Delta 9$ -elongase(s).

Especially preferred gene combinations are listed in tables 5 and 6 in the examples which follow.

[0061] The invention also relates to a host cell which comprises the polynucleotide according to the invention or the vector according to the invention.

[0062] In principle, host cells for the purposes of the present invention may be all eukaryotic or prokaryotic cells. They may be primary cells from animals, plants or multi-celled microorganisms, for example from those which are mentioned in another place in the description. The term furthermore also comprises cell lines which can be obtained from these organisms.

[0063] However, host cells for the purposes of the invention may also be single-celled microorganisms, for example bacteria or fungi. Especially preferred microorganisms are fungi selected from the group of the families Chaetomiaceae, Choanephoraceae, Cryptococcaceae, Cunninghamellaceae, Dematiaceae, Hydnangiaceae (genus *Laccaria*), Moniliaceae, Mortierellaceae, Mucoraceae, Pythiaceae, Saccharomycetaceae, Saprolegniaceae, Schizosaccharomycetaceae, Sodariaceae or Tuberculariaceae. Further preferred microorganisms are selected from the group: Choanephoraceae, such as the genera *Blakeslea*, *Choanephora*, for example the genera and species *Blakeslea trispora*, *Choanephora cucurbitarum*, *Choanephora infundibulifera* var. *cucurbitarum*, Hydnangiaceae (for example genus *Laccaria*, in particular species *Laccaria bicolor*), Mortierellaceae, such as the genus *Mortierella*, for example the genera and species *Mortierella isabellina*, *Mortierella polycephala*, *Mortierella ramanniana*, *Mortierella vinacea*, *Mortierella zonata*, the family Mucorales, such as the genera and species *Rhizopus oryzae*, *Rhizopus stolonifer*, *Fusarium graminearium*, Pythiaceae, such as the genera *Phytium*, *Phytophthora*, for example the genera and species *Phytium debaryanum*, *Phytium intermedium*, *Phytium irregulare*, *Phytium megalacanthum*, *Phytium paroecandrum*, *Phytium sylvaticum*, *Phytium ultimum*, *Phytophthora cactorum*, *Phytophthora cinnamomi*, *Phytophthora citricola*, *Phytophthora citrophthora*, *Phytophthora cryptogea*, *Phytophthora drechsleri*, *Phytophthora erythroseptica*, *Phytophthora lateralis*, *Phytophthora megasperma*, *Phytophthora nicotianae*, *Phytophthora nicotianae* var. *parasitica*, *Phytophthora palmivora*, *Phytophthora parasitica*, *Phytophthora syringae*, Saccharomycetaceae, such as the genera *Hansenula*, *Pichia*, *Saccharomyces*, *Saccharomycodes*, *Yarrowia*, for example the genera and species *Hansenula anomala*, *Hansenula californica*, *Hansenula canadensis*, *Hansenula capsulata*, *Hansenula ciferrii*, *Hansenula glucozyma*, *Hansenula henricii*, *Hansenula holstii*, *Hansenula minuta*, *Hansenula nonfermentans*, *Hansenula philodendri*, *Hansenula polymorpha*, *Hansenula saturnus*, *Hansenula subpelliculosa*, *Hansenula wickerhamii*, *Hansenula wingei*, *Pichia alcoholophila*, *Pichia angusta*, *Pichia anomala*, *Pichia bispora*, *Pichia burtonii*, *Pichia canadensis*, *Pichia capsulata*, *Pichia carsonii*, *Pichia cellobiosa*, *Pichia ciferrii*, *Pichia farinosa*, *Pichia fermentans*, *Pichia finlandica*, *Pichia glucozyma*, *Pichia guilliermondii*, *Pichia haplophila*, *Pichia henricii*, *Pichia holstii*, *Pichia jadinii*, *Pichia lindnerii*, *Pichia membranaefaciens*, *Pichia methanolica*, *Pichia minuta* var. *minuta*, *Pichia minuta* var. *nonfermentans*, *Pichia norvegensis*, *Pichia ohmeri*, *Pichia pastoris*, *Pichia philodendri*, *Pichia pini*, *Pichia polymorpha*, *Pichia quercuum*, *Pichia rhodanensis*, *Pichia sargentensis*, *Pichia stipitis*, *Pichia strasburgensis*, *Pichia subpelliculosa*, *Pichia toletana*, *Pichia trehalophila*, *Pichia vini*, *Pichia xylosa*, *Saccharomyces acetii*, *Saccharomyces baillii*, *Saccharomyces bayanus*, *Saccharomyces bisporus*, *Saccharomyces capensis*, *Saccharomyces carlsbergensis*, *Saccharomyces cerevisiae*, *Saccharomyces cerevisiae* var. *ellipsoideus*, *Saccharomyces chevalieri*, *Saccharomyces delbrueckii*, *Saccharomyces diastaticus*, *Saccharomyces drosophilum*, *Saccharomyces elegans*, *Saccharomyces ellipsoideus*, *Saccharomyces fermentati*, *Saccharomyces florentinus*, *Saccharomyces fragilis*, *Saccharomyces heterogenicus*, *Saccharomyces hienipiensis*, *Saccharomyces inusitatus*, *Saccharomyces italicus*, *Saccharomyces kluyveri*, *Saccharomyces krusei*, *Saccharomyces lactis*, *Saccharomyces marxianus*, *Saccharomyces microellipsoides*, *Saccharomyces montanus*, *Saccharomyces norbensis*, *Saccharomyces oleaceus*, *Saccharomyces paradoxus*, *Saccharomyces pastorianus*, *Saccharomyces pretoriensis*, *Saccharomyces rosei*, *Saccharomyces rouxii*, *Saccharomyces uvarum*, *Saccharomycodes ludwigii*, *Yarrowia lipolytica*, Schizosaccharomycetaceae such as the genera *Schizosaccharomyces* e.g. the species *Schizosaccharomyces japonicus* var. *japonicus*, *Schizosaccharomyces japonicus* var. *versatilis*, *Schizosaccharomyces malidevorans*, *Schizosaccharomyces octosporus*, *Schizosaccharomyces pombe* var. *malidevorans*, *Schizosaccharomyces pombe* var. *pombe*, Thraustochytriaceae such as the genera *Althornia*, *Aplanochytrium*, *Japonochytrium*, *Schizochytrium*, *Thraustochytrium* e.g. the species *Schizochytrium aggregatum*, *Schizochytrium limacinum*, *Schizochytrium mangrovei*, *Schizochytrium minutum*, *Schizochytrium octosporum*, *Thraustochytrium aggregatum*, *Thraustochytrium amoeboidum*, *Thraustochytrium antacticum*, *Thraustochytrium arudimentale*, *Thraustochytrium aureum*, *Thrausto-*

chytrium benthicola, *Thraustochytrium globosum*, *Thraustochytrium indicum*, *Thraustochytrium kerguelense*, *Thraustochytrium kinnei*, *Thraustochytrium motivum*, *Thraustochytrium multirudimentale*, *Thraustochytrium pachydermum*, *Thraustochytrium proliferum*, *Thraustochytrium roseum*, *Thraustochytrium rossii*, *Thraustochytrium striatum* or *Thraustochytrium visurgense*.

5 **[0064]** Equally preferred as microorganisms are bacteria selected from the group of the families Bacillaceae, Enterobacteriaceae or Rhizobiaceae. It is especially preferred to mention the following bacteria selected from the group: Bacillaceae, such as the genus *Bacillus*, for example the genera and species *Bacillus acidocaldarius*, *Bacillus acidoterrestris*, *Bacillus alcalophilus*, *Bacillus amyloliquefaciens*, *Bacillus amylolyticus*, *Bacillus brevis*, *Bacillus cereus*, *Bacillus circulans*, *Bacillus coagulans*, *Bacillus sphaericus* subsp. *fusiformis*, *Bacillus galactophilus*, *Bacillus globisporus*, *Bacillus globisporus* subsp. *marinus*, *Bacillus halophilus*, *Bacillus lentimorbus*, *Bacillus lentus*, *Bacillus licheniformis*, *Bacillus megaterium*, *Bacillus polymyxa*, *Bacillus psychrosaccharolyticus*, *Bacillus pumilus*, *Bacillus sphaericus*, *Bacillus subtilis* subsp. *spizizenii*, *Bacillus subtilis* subsp. *subtilis* or *Bacillus thuringiensis*; Enterobacteriaceae such as the genera *Citrobacter*, *Edwardsiella*, *Enterobacter*, *Erwinia*, *Escherichia*, *Klebsiella*, *Salmonella* or *Serratia*, for example the genera and species *Citrobacter amalonaticus*, *Citrobacter diversus*, *Citrobacter freundii*, *Citrobacter genomospecies*, *Citrobacter gillenbergii*, *Citrobacter intermedium*, *Citrobacter koseri*, *Citrobacter murliniae*, *Citrobacter* sp., *Edwardsiella hoshinae*, *Edwardsiella ictaluri*, *Edwardsiella tarda*, *Erwinia alni*, *Erwinia amylovora*, *Erwinia ananatis*, *Erwinia aphidicola*, *Erwinia billingiae*, *Erwinia cacticida*, *Erwinia cancerogena*, *Erwinia carnegieana*, *Erwinia carotovora* subsp. *atroseptica*, *Erwinia carotovora* subsp. *betavascolorum*, *Erwinia carotovora* subsp. *odorifera*, *Erwinia carotovora* subsp. *wasabiae*, *Erwinia chrysanthemi*, *Erwinia cyripedii*, *Erwinia dissolvens*, *Erwinia herbicola*, *Erwinia mallotivora*, *Erwinia milletiae*, *Erwinia nigrifluens*, *Erwinia nimipressuralis*, *Erwinia persicina*, *Erwinia psidii*, *Erwinia pyrifoliae*, *Erwinia quercina*, *Erwinia rhapontici*, *Erwinia rubrifaciens*, *Erwinia salicis*, *Erwinia stewartii*, *Erwinia tracheiphila*, *Erwinia uredovora*, *Escherichia adecarboxylata*, *Escherichia anindolica*, *Escherichia aurescens*, *Escherichia blattae*, *Escherichia coli*, *Escherichia coli* var. *communior*, *Escherichia coli*-*mutabile*, *Escherichia fergusonii*, *Escherichia hermannii*, *Escherichia* sp., *Escherichia vulneris*, *Klebsiella aerogenes*, *Klebsiella edwardsii* subsp. *atlantae*, *Klebsiella ornithinolytica*, *Klebsiella oxytoca*, *Klebsiella planticola*, *Klebsiella pneumoniae*, *Klebsiella pneumoniae* subsp. *pneumoniae*, *Klebsiella* sp., *Klebsiella terrigena*, *Klebsiella trevisanii*, *Salmonella abony*, *Salmonella arizonae*, *Salmonella bongori*, *Salmonella choleraesuis* subsp. *arizonae*, *Salmonella choleraesuis* subsp. *bongori*, *Salmonella choleraesuis* subsp. *choleraesuis*, *Salmonella choleraesuis* subsp. *diarizonae*, *Salmonella choleraesuis* subsp. *houtenae*, *Salmonella choleraesuis* subsp. *indica*, *Salmonella choleraesuis* subsp. *salamae*, *Salmonella daressalaam*, *Salmonella enterica* subsp. *houtenae*, *Salmonella enterica* subsp. *salamae*, *Salmonella enteritidis*, *Salmonella gallinarum*, *Salmonella heidelberg*, *Salmonella panama*, *Salmonella senftenberg*, *Salmonella typhimurium*, *Serratia entomophila*, *Serratia ficaria*, *Serratia fonticola*, *Serratia grimesii*, *Serratia liquefaciens*, *Serratia marcescens*, *Serratia marcescens* subsp. *marcescens*, *Serratia marinorubra*, *Serratia odorifera*, *Serratia plymouthensis*, *Serratia plymuthica*, *Serratia proteamaculans*, *Serratia proteamaculans* subsp. *quinovora*, *Serratia quinivorans* or *Serratia rubidaea*; Rhizobiaceae, such as the genera *Agrobacterium*, *Carbophilus*, *Chelatobacter*, *Ensifer*, *Rhizobium*, *Sinorhizobium*, for example the genera and species *Agrobacterium atlanticum*, *Agrobacterium ferrugineum*, *Agrobacterium gelatinovorum*, *Agrobacterium larrymoorei*, *Agrobacterium meteorii*, *Agrobacterium radiobacter*, *Agrobacterium rhizogenes*, *Agrobacterium rubi*, *Agrobacterium stellulatum*, *Agrobacterium tumefaciens*, *Agrobacterium vitis*, *Carbophilus carboxidus*, *Chelatobacter heintzii*, *Ensifer adhaerens*, *Ensifer arboris*, *Ensifer fredii*, *Ensifer kostiensis*, *Ensifer kummerowiae*, *Ensifer medicae*, *Ensifer meliloti*, *Ensifer sahelii*, *Ensifer terangae*, *Ensifer xinjiangensis*, *Rhizobium ciceri*, *Rhizobium etli*, *Rhizobium fredii*, *Rhizobium galegae*, *Rhizobium gallicum*, *Rhizobium giardinii*, *Rhizobium hainanense*, *Rhizobium huakuii*, *Rhizobium huautlense*, *Rhizobium indigoferae*, *Rhizobium japonicum*, *Rhizobium leguminosarum*, *Rhizobium loessense*, *Rhizobium loti*, *Rhizobium lupini*, *Rhizobium mediterraneum*, *Rhizobium meliloti*, *Rhizobium mongolense*, *Rhizobium phaseoli*, *Rhizobium radiobacter*, *Rhizobium rhizogenes*, *Rhizobium rubi*, *Rhizobium sullae*, *Rhizobium tianshanense*, *Rhizobium trifolii*, *Rhizobium tropici*, *Rhizobium undicola*, *Rhizobium vitis*, *Sinorhizobium adhaerens*, *Sinorhizobium arboris*, *Sinorhizobium fredii*, *Sinorhizobium kostiense*, *Sinorhizobium kummerowiae*, *Sinorhizobium medicae*, *Sinorhizobium meliloti*, *Sinorhizobium morelense*, *Sinorhizobium sahelii* or *Sinorhizobium xinjiangense*.

50 **[0065]** Further utilizable host cells are detailed in: Goeddel, Gene Expression Technology: Methods in Enzymology 185, Academic Press, San Diego, CA (1990). Expression strains which can be used, for example those with a lower protease activity, are described in: Gottesman, S., Gene Expression Technology: Methods in Enzymology 185, Academic Press, San Diego, California (1990) 119-128. These include plant cells and certain tissues, organs and parts of plants in all their phenotypic forms such as anthers, fibers, root hairs, stalks, embryos, calli, cotyledons, petioles, harvested material, plant tissue, reproductive tissue and cell cultures which are derived from the actual transgenic plant and/or can be used for bringing about the transgenic plant.

55 **[0066]** Polynucleotides or vectors can be introduced into the host cell as described above by means of transformation or transfection methods which are known in the prior art. Conditions and media for the cultivation of the host cells are also known to the skilled worker.

[0067] The host cell according to the invention preferably additionally comprises at least one further enzyme which is

involved in the biosynthesis of lipids or fatty acids. Preferred enzymes have already been mentioned in another place in the description. The enzyme can be present in the host cell in endogenous form, i.e. the host cell already naturally expresses a gene which codes for a corresponding enzyme. Alternatively, it is also possible to introduce, into the host cell, a heterologous polynucleotide which codes for the enzyme. Suitable methods and means for the expression of a heterologous polynucleotide are known in the prior art and are described herein in connection with the polynucleotides, vectors and host cells according to the invention.

[0068] The invention also relates to a method of generating a polypeptide with desaturase activity, comprising the steps:

(a) expressing a polynucleotide according to the invention as defined above in a host cell; and

(b) obtaining, from the host cell, the polypeptide which is encoded by the polynucleotide in (a).

[0069] In this context, the polypeptide can be obtained or isolated by all current protein purification methods. The methods comprise, for example, affinity chromatography, molecular sieve chromatography, high-pressure liquid chromatography or else protein precipitation, if appropriate with specific antibodies. Although this is preferred, the process need not necessarily provide a pure polypeptide preparation.

[0070] The invention therefore also relates to a polypeptide which is encoded by the polynucleotide according to the invention or which is obtainable by the abovementioned method according to the invention.

[0071] The term "polypeptide" refers both to an essentially pure polypeptide, and also to a polypeptide preparation which additionally comprises further components or impurities. The term is also used for fusion proteins and protein aggregates which comprise the polypeptide according to the invention and additionally further components. The term also refers to chemically modified polypeptides. In this context, chemical modifications comprise artificial modifications or naturally occurring modifications, for example posttranslational modifications such as phosphorylation, myristylation, glycosylation and the like. The terms polypeptide, peptide and protein are interchangeable and are used accordingly in the description and in the prior art. The polypeptides according to the invention have the abovementioned biological activities, that is to say desaturase activities, and can influence the biosynthesis of polyunsaturated fatty acids (PUFAs), preferably the long-chain PUFAs (LCPUFAs), as herein described.

[0072] The invention also comprises an antibody which specifically recognizes the polypeptide according to the invention.

[0073] Antibodies against the polypeptide according to the invention can be prepared by means of known methods, where purified polypeptide or fragments thereof with suitable epitopes are used as the antigen. Suitable epitopes can be determined by means of known algorithms for the antigenicity determination, based on the amino acid sequences of the polypeptides according to the invention provided herein. The relevant polypeptides or fragments can then be synthesized or obtained by recombinant techniques. After suitable animals, preferably mammals, for example hares, rats or mice, have been immunized, the antibodies can then be obtained from the serum, using known methods. Alternatively, monoclonal antibodies or antibody fragments can be provided with the known methods; see, for example, Harlow and Lane "Antibodies, A Laboratory Manual", CSH Press, Cold Spring Harbor, 1988 or Köhler and Milstein, Nature 256 (1975), 495, and Galfré, Meth. Enzymol. 73 (1981), 3.

[0074] The antibodies preferably take the form of monoclonal or polyclonal antibodies, single-chain antibodies or chimeric antibodies, and fragments of these such as Fab, Fv or scFv. Further antibodies within the meaning of the invention are bispecific antibodies, synthetic antibodies or their chemically modified derivatives.

[0075] The antibodies according to the invention specifically recognize the polypeptides according to the invention, that is to say they do not cross-react significantly with other proteins. For example, an antibody according to the invention which specifically binds a $\Delta 12$ -desaturase will not react with a $\Delta 6$ -desaturase. This can be assayed by means of methods known in the prior art. For example, the antibodies can be employed for the purposes of detection reactions, immunoprecipitation, immunohistochemistry or protein purification (for example affinity chromatography).

[0076] The invention furthermore relates to a transgenic, nonhuman organism which comprises the polynucleotide, the vector or the host cell of the present invention. The transgenic, nonhuman organism preferably takes the form of an animal, a plant or a multicellular microorganism.

[0077] The term "transgenic" is understood as meaning that a heterologous polynucleotide, that is to say a polynucleotide which does not occur naturally in the respective organism, is introduced into the organism. This can be achieved either by random insertion of the polynucleotide or by homologous recombination. Naturally, it is also possible to introduce the vector according to the invention instead of the polynucleotide. Methods of introducing polynucleotides or vectors for the purposes of random insertion or homologous recombination are known in the prior art and also described in greater detail hereinbelow. Host cells which comprise the polynucleotide or the vector can also be introduced into an organism and thus generate a transgenic organism. In such a case, such an organism takes the form of a chimeric organism, where only those cells which are derived from the introduced cells are transgenic, i.e. comprise the heterologous polynucleotide.

[0078] The transgenic nonhuman organisms are preferably oil-producing organisms, which means organisms which

are used for the production of oils, for example fungi such as Rhizopus or Thraustochytrium, algae such as Euglena, Nephroselmis, Pseudoscofieldia, Prasinococcus, Scherffelia, Tetraselmis, Mantoniella, Ostreococcus, Cryptocodinium, Phaeodactylum, or diatoms such as Pythium or Phytophthora or plants.

[0079] Transgenic plants which can be used are, in principle, all plants, that is to say both dicotyledonous and monocotyledonous plants. They preferably take the form of oil crop plants which comprise large amounts of lipid compounds, such as peanut, oilseed rape, canola, sunflower, safflower (*Carthamus tinctoria*), poppy, mustard, hemp, castor-oil plant, olive, sesame, Calendula, Punica, evening primrose, verbascum, thistle, wild roses, hazelnut, almond, macadamia, avocado, bay, pumpkin/squash, linseed, soybean, pistachios, borage, trees (oil palm, coconut or walnut) or arable crops such as maize, wheat, rye, oats, triticale, rice, barley, cotton, cassava, pepper, Tagetes, Solanaceae plants such as potato, tobacco, eggplant and tomato, Vicia species, pea, alfalfa or bushy plants (coffee, cacao, tea), Salix species, and perennial grasses and fodder crops. Preferred plants according to the invention are oil crop plants such as peanut, oilseed rape, canola, sunflower, safflower, poppy, mustard, hemp, castor-oil plant, olive, Calendula, Punica, evening primrose, pumpkin/squash, linseed, soybean, borage, trees (oil palm, coconut). Especially preferred are plants which are high in C18:2- and/or C18:3-fatty acids, such as sunflower, tobacco, verbascum, sesame, cotton, pumpkin/squash, poppy, evening primrose, walnut, linseed, hemp, thistle or safflower. Very especially preferred plants are plants such as safflower, sunflower, poppy, evening primrose, walnut, linseed or hemp. In principle, however, all plants which are capable of synthesizing fatty acids are suitable, such as all dicotyledonous or monocotyledonous plants, algae or mosses. Advantageous plants are selected from the group of the plant families Adolotheciaceae, Anacardiaceae, Asteraceae, Apiaceae, Betulaceae, Boraginaceae, Brassicaceae, Bromeliaceae, Caricaceae, Cannabaceae, Convolvulaceae, Chenopodiaceae, Cryptocodiniaceae, Cucurbitaceae, Ditrachaceae, Elaeagnaceae, Ericaceae, Euphorbiaceae, Fabaceae, Geraniaceae, Gramineae, Juglandaceae, Lauraceae, Leguminosae, Linaceae, Prasinophyceae or vegetable plants or ornamentals such as Tagetes.

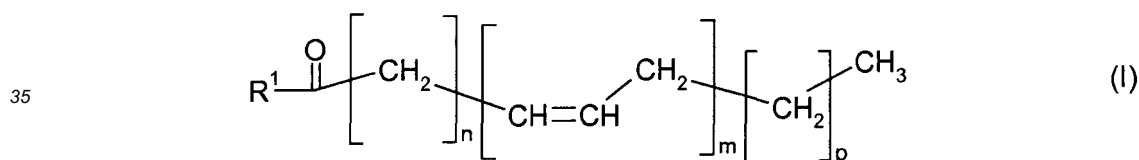
[0080] Examples which may especially preferably be mentioned are the following plants selected from the group consisting of: Adolotheciaceae such as the genera Physcomitrella, for example the genus and species *Physcomitrella patens*, Anacardiaceae such as the genera Pistacia, Mangifera, Anacardium, for example the genus and species *Pistacia vera* [pistachio], *Mangifer indica* [mango] or *Anacardium occidentale* [cashew], Asteraceae, such as the genera Calendula, Carthamus, Centaurea, Cichorium, Cynara, Helianthus, Lactuca, Locusta, Tagetes, Valeriana, for example the genus and species *Calendula officinalis* [common marigold], *Carthamus tinctorius* [safflower], *Centaurea cyanus* [cornflower], *Cichorium intybus* [chicory], *Cynara scolymus* [artichoke], *Helianthus annuus* [sunflower], *Lactuca sativa*, *Lactuca crispa*, *Lactuca esculenta*, *Lactuca scariola* L. ssp. *sativa*, *Lactuca scariola* L. var. *integrata*, *Lactuca scariola* L. var. *integrifolia*, *Lactuca sativa* subsp. *romana*, *Locusta communis*, *Valeriana locusta* [salad vegetables], *Tagetes lucida*, *Tagetes erecta* or *Tagetes tenuifolia* [African or French marigold], Apiaceae, such as the genus Daucus, for example the genus and species *Daucus carota* [carrot], Betulaceae, such as the genus Corylus, for example the genera and species *Corylus avellana* or *Corylus colurna* [hazelnut], Boraginaceae, such as the genus Borago, for example the genus and species *Borago officinalis* [borage], Brassicaceae, such as the genera Brassica, Camelina, Melanosinapis, Sinapis, Arabadopsis, for example the genera and species *Brassica napus*, *Brassica rapa* ssp. [oilseed rape], *Sinapis arvensis*, *Brassica juncea*, *Brassica juncea* var. *juncea*, *Brassica juncea* var. *crispifolia*, *Brassica juncea* var. *foliosa*, *Brassica nigra*, *Brassica sinapioides*, Camelina sativa, *Melanosinapis communis* [mustard], *Brassica oleracea* [fodder beet] or Arabadopsis thaliana, Bromeliaceae, such as the genera Ananas, Bromelia (pineapple), for example the genera and species *Ananas comosus*, *Ananas ananas* or *Bromelia comosa* [pineapple], Caricaceae, such as the genus Carica, such as the genus and species *Carica papaya* [pawpaw], Cannabaceae, such as the genus Cannabis, such as the genus and species *Cannabis sativa* [hemp], Convolvulaceae, such as the genera Ipomea, Convolvulus, for example the genera and species *Ipomoea batatas*, *Ipomoea pandurata*, *Convolvulus batatas*, *Convolvulus tiliaceus*, *Ipomoea fastigiata*, *Ipomoea tiliacea*, *Ipomoea triloba* or *Convolvulus panduratus* [sweet potato, batate], Chenopodiaceae, such as the genus Beta, such as the genera and species *Beta vulgaris*, *Beta vulgaris* var. *altissima*, *Beta vulgaris* var. *vulgaris*, *Beta maritima*, *Beta vulgaris* var. *perennis*, *Beta vulgaris* var. *conditiva* or *Beta vulgaris* var. *esculenta* [sugarbeet], Cryptocodiniaceae, such as the genus Cryptocodinium, for example the genus and species *Cryptocodinium cohnii*, Cucurbitaceae, such as the genus Cucurbita, for example the genera and species *Cucurbita maxima*, *Cucurbita mixta*, *Cucurbita pepo* or *Cucurbita moschata* [pumpkin/squash], Cymbellaceae, such as the genera Amphora, Cymbella, Okedenia, Phaeodactylum, Reimeria, for example the genus and species *Phaeodactylum tricorutum*, Ditrachaceae, such as the genera Ditrachaceae, Astomiopsis, Ceratodon, Chrysoblastella, Ditrachum, Distichium, Eccremidium, Lophidion, Philibertiella, Pleuridium, Saelania, Trichodon, Skottsbergia, for example the genera and species *Ceratodon antarcticus*, *Ceratodon columbiae*, *Ceratodon heterophyllum*, *Ceratodon purpurascens*, *Ceratodon purpureus*, *Ceratodon purpureus* ssp. *convolutus*, *Ceratodon purpureus* ssp. *stenocarpus*, *Ceratodon purpureus* var. *rotundifolius*, *Ceratodon ratodon*, *Ceratodon stenocarpus*, *Chrysoblastella chilensis*, *Ditrachum ambiguum*, *Ditrachum brevisetum*, *Ditrachum crispatisimum*, *Ditrachum difficile*, *Ditrachum falcifolium*, *Ditrachum flexicaule*, *Ditrachum giganteum*, *Ditrachum heteromallum*, *Ditrachum lineare*, *Ditrachum montanum*, *Ditrachum pallidum*, *Ditrachum punctulatum*, *Ditrachum pusillum*, *Ditrachum pusillum* var. *tortile*, *Ditrachum rhynchostegium*, *Ditrachum schimperii*, *Ditrachum tortile*, *Distichium capillaceum*,

Distichium hagenii, *Distichium inclinatum*, *Distichium macounii*, *Eccremidium floridanum*, *Eccremidium whiteleggei*, *Lophidion strictus*, *Pleuridium acuminatum*, *Pleuridium alternifolium*, *Pleuridium holdridgei*, *Pleuridium mexicanum*, *Pleuridium ravenelii*, *Pleuridium subulatum*, *Saelania glaucescens*, *Trichodon borealis*, *Trichodon cylindricus* or *Trichodon cylindricus* var. *oblongus*, Elaeagnaceae, such as the genus *Elaeagnus*, for example the genus and species *Olea europaea* [olive], Ericaceae, such as the genus *Kalmia*, for example the genera and species *Kalmia latifolia*, *Kalmia angustifolia*, *Kalmia microphylla*, *Kalmia polifolia*, *Kalmia occidentalis*, *Cistus chamaerhodendros* or *Kalmia lucida* [mountain laurel], Euphorbiaceae, such as the genera *Manihot*, *Janipha*, *Jatropha*, *Ricinus*, for example the genera and species *Manihot utilissima*, *Janipha manihot*, *Jatropha manihot*, *Manihot aipil*, *Manihot dulcis*, *Manihot manihot*, *Manihot melanobasis*, *Manihot esculenta* [cassava] or *Ricinus communis* [castor-oil plant], Fabaceae, such as the genera *Pisum*, *Albizia*, *Cathormion*, *Feuillea*, *Inga*, *Pithecolobium*, *Acacia*, *Mimosa*, *Medicago*, *Glycine*, *Dolichos*, *Phaseolus*, soybean, for example the genera and species *Pisum sativum*, *Pisum arvense*, *Pisum humile* [pea], *Albizia berteriana*, *Albizia julibrissin*, *Albizia lebeck*, *Acacia berteriana*, *Acacia littoralis*, *Albizia berteriana*, *Albizia berteriana*, *Cathormion berteriana*, *Feuillea berteriana*, *Inga fragrans*, *Pithecolobium berterianum*, *Pithecolobium fragrans*, *Pithecolobium berterianum*, *Pseudalbizia berteriana*, *Acacia julibrissin*, *Acacia nemu*, *Albizia nemu*, *Feuillea julibrissin*, *Mimosa julibrissin*, *Mimosa speciosa*, *Sericandra julibrissin*, *Acacia lebeck*, *Acacia macrophylla*, *Albizia lebeck*, *Feuillea lebeck*, *Mimosa lebeck*, *Mimosa speciosa* [silk tree], *Medicago sativa*, *Medicago falcata*, *Medicago varia* [alfalfa] *Glycine max* *Dolichos soja*, *Glycine gracilis*, *Glycine hispida*, *Phaseolus max*, *Soja hispida* or *Soja max* [soybean], Funariaceae, such as the genera *Aphanorrhagma*, *Entosthodon*, *Funaria*, *Physcomitrella*, *Physcomitrium*, for example the genera and species *Aphanorrhagma serratum*, *Entosthodon attenuatus*, *Entosthodon bolanderi*, *Entosthodon bonplandii*, *Entosthodon californicus*, *Entosthodon drummondii*, *Entosthodon jamesonii*, *Entosthodon leibergii*, *Entosthodon neoscoticus*, *Entosthodon rubrisetus*, *Entosthodon spathulifolius*, *Entosthodon tucsoni*, *Funaria americana*, *Funaria bolanderi*, *Funaria calcaerea*, *Funaria californica*, *Funaria calvescens*, *Funaria convoluta*, *Funaria flavicans*, *Funaria groutiana*, *Funaria hygrometrica*, *Funaria hygrometrica* var. *arctica*, *Funaria hygrometrica* var. *calvescens*, *Funaria hygrometrica* var. *convoluta*, *Funaria hygrometrica* var. *muralis*, *Funaria hygrometrica* var. *utahensis*, *Funaria microstoma*, *Funaria microstoma* var. *obtusifolia*, *Funaria muhlenbergii*, *Funaria orcuttii*, *Funaria plano-convexa*, *Funaria polaris*, *Funaria ravenelii*, *Funaria rubriseta*, *Funaria serrata*, *Funaria sonora*, *Funaria sublimbatus*, *Funaria tucsoni*, *Physcomitrella californica*, *Physcomitrella patens*, *Physcomitrella readeri*, *Physcomitrium australe*, *Physcomitrium californicum*, *Physcomitrium collenchymatum*, *Physcomitrium coloradense*, *Physcomitrium cupuliferum*, *Physcomitrium drummondii*, *Physcomitrium eurysotomum*, *Physcomitrium flexifolium*, *Physcomitrium hookeri*, *Physcomitrium hookeri* var. *serratum*, *Physcomitrium immersum*, *Physcomitrium kellermanii*, *Physcomitrium megalocarpum*, *Physcomitrium pyriforme*, *Physcomitrium pyriforme* var. *serratum*, *Physcomitrium rufipes*, *Physcomitrium sandbergii*, *Physcomitrium subsphaericum*, *Physcomitrium washingtoniense*, Geraniaceae, such as the genera *Pelargonium*, *Cocos*, *Oleum*, for example the genera and species *Cocos nucifera*, *Pelargonium grossularioides* or *Oleum cocois* [coconut], Gramineae, such as the genus *Saccharum*, for example the genus and species *Saccharum officinarum*, Juglandaceae, such as the genera *Juglans*, *Wallia*, for example the genera and species *Juglans regia*, *Juglans ailanthifolia*, *Juglans sieboldiana*, *Juglans cinerea*, *Wallia cinerea*, *Juglans bixbyi*, *Juglans californica*, *Juglans hindsii*, *Juglans intermedia*, *Juglans jamaicensis*, *Juglans major*, *Juglans microcarpa*, *Juglans nigra* or *Wallia nigra* [walnut], Lauraceae, such as the genera *Persea*, *Laurus*, for example the genera and species *Laurus nobilis* [bay], *Persea americana*, *Persea gratissima* or *Persea persea* [avocado], Leguminosae, such as the genus *Arachis*, for example the genus and species *Arachis hypogaea* [peanut], Linaceae, such as the genera *Linum*, *Adenolinum*, for example the genera and species *Linum usitatissimum*, *Linum humile*, *Linum austriacum*, *Linum bienne*, *Linum angustifolium*, *Linum catharticum*, *Linum flavum*, *Linum grandiflorum*, *Adenolinum grandiflorum*, *Linum lewisii*, *Linum narbonense*, *Linum perenne*, *Linum perenne* var. *lewisii*, *Linum pratense* or *Linum trigynum* [linseed], Lythraeae, such as the genus *Punica*, for example the genus and species *Punica granatum* [pomegranate], Malvaceae, such as the genus *Gossypium*, for example the genera and species *Gossypium hirsutum*, *Gossypium arboreum*, *Gossypium barbadense*, *Gossypium herbaceum* or *Gossypium thurberi* [cotton], Marchantiaceae, such as the genus *Marchantia*, for example the genera and species *Marchantia berteriana*, *Marchantia foliacea*, *Marchantia macropora*, Musaceae, such as the genus *Musa*, for example the genera and species *Musa nana*, *Musa acuminata*, *Musa paradisiaca*, *Musa* spp. [banana], Onagraceae, such as the genera *Camissonia*, *Oenothera*, for example the genera and species *Oenothera biennis* or *Camissonia brevipes* [evening primrose], Palmae, such as the genus *Elaeis*, for example the genus and species *Elaeis guineensis* [oil palm], Papaveraceae, such as the genus *Papaver*, for example the genera and species *Papaver orientale*, *Papaver rhoeas*, *Papaver dubium* [poppy], Pedaliaceae, such as the genus *Sesamum*, for example the genus and species *Sesamum indicum* [sesame], Piperaceae, such as the genera *Piper*, *Artanthe*, *Peperomia*, *Steffensia*, for example the genera and species *Piper aduncum*, *Piper amalago*, *Piper angustifolium*, *Piper auritum*, *Piper betel*, *Piper cubeba*, *Piper longum*, *Piper nigrum*, *Piper retrofractum*, *Artanthe adunca*, *Artanthe elongata*, *Peperomia elongata*, *Piper elongatum*, *Steffensia elongata* [cayenne pepper], Poaceae, such as the genera *Hordeum*, *Secale*, *Avena*, *Sorghum*, *Andropogon*, *Holcus*, *Panicum*, *Oryza*, *Zea* (maize), *Triticum*, for example the genera and species *Hordeum vulgare*, *Hordeum jubatum*, *Hordeum murinum*, *Hordeum secalinum*, *Hordeum distichon*, *Hordeum aegiceras*, *Hordeum hexastichon*, *Hordeum hexastichum*, *Hordeum irregulare*, *Hordeum sativum*, *Hordeum secalinum* [barley],

Secale cereale [rye], *Avena sativa*, *Avena fatua*, *Avena byzantina*, *Avena fatua* var. *sativa*, *Avena hybrida* [oats], *Sorghum bicolor*, *Sorghum halepense*, *Sorghum saccharatum*, *Sorghum vulgare*, *Andropogon drummondii*, *Holcus bicolor*, *Holcus sorghum*, *Sorghum aethiopicum*, *Sorghum arundinaceum*, *Sorghum caffrorum*, *Sorghum cernuum*, *Sorghum dochna*, *Sorghum drummondii*, *Sorghum durra*, *Sorghum guineense*, *Sorghum lanceolatum*, *Sorghum nervosum*, *Sorghum saccharatum*, *Sorghum subglabrescens*, *Sorghum verticilliflorum*, *Sorghum vulgare*, *Holcus halepensis*, *Sorghum mil-
 5* *iaceum*, *Panicum militaceum* [millet], *Oryza sativa*, *Oryza latifolia* [rice], *Zea mays* [maize] *Triticum aestivum*, *Triticum durum*, *Triticum turgidum*, *Triticum hybernum*, *Triticum macha*, *Triticum sativum* or *Triticum vulgare* [wheat], Porphyrid-
 iaceae, such as the genera *Chrootheca*, *Flintiella*, *Petrovanella*, *Porphyridium*, *Rhodella*, *Rhodosorus*, *Vanhoeffenia*,
 10 for example the genus and species *Porphyridium cruentum*, Proteaceae, such as the genus *Macadamia*, for example
 the genus and species *Macadamia intergrifolia* [macadamia], Prasinophyceae, such as the genera *Nephroselmis*, *Pra-
 sinococcus*, *Scherffelia*, *Tetraselmis*, *Mantoniella*, *Ostreococcus*, for example the genera and species *Nephroselmis
 15* *olivacea*, *Prasinococcus capsulatus*, *Scherffelia dubia*, *Tetraselmis chui*, *Tetraselmis suecica*, *Mantoniella squamata*,
Ostreococcus tauri, Rubiaceae, such as the genus *Coffea*, for example the genera and species *Coffea* spp., *Coffea
 arabica*, *Coffea canephora* or *Coffea liberia* [coffee], Scrophulariaceae, such as the genus *Verbascum*, for example the
 20 genera and species *Verbascum blattaria*, *Verbascum chaixii*, *Verbascum densiflorum*, *Verbascum lagurus*, *Verbascum
 longifolium*, *Verbascum lychnitis*, *Verbascum nigrum*, *Verbascum olympicum*, *Verbascum phlomoides*, *Verbascum
 phoenicum*, *Verbascum pulverulentum* or *Verbascum thapsus* [verbascum], Solanaceae, such as the genera *Capsicum*,
Nicotiana, *Solanum*, *Lycopersicon*, for example the genera and species *Capsicum annuum*, *Capsicum annuum* var.
glabrusculum, *Capsicum frutescens* [pepper], *Capsicum annuum* [paprika], *Nicotiana tabacum*, *Nicotiana alata*, *Nico-
 25* *tiana attenuata*, *Nicotiana glauca*, *Nicotiana langsdorffii*, *Nicotiana obtusifolia*, *Nicotiana quadrivalvis*, *Nicotiana repanda*,
Nicotiana rustica, *Nicotiana sylvestris* [tobacco], *Solanum tuberosum* [potato], *Solanum melongena* [eggplant], *Lycop-
 ersicon esculentum*, *Lycopersicon lycopersicum*, *Lycopersicon pyriforme*, *Solanum integrifolium* or *Solanum lycopersi-
 cum* [tomato], Sterculiaceae, such as the genus *Theobroma*, for example the genus and species *Theobroma cacao*
 [cacao] or Theaceae, such as the genus *Camellia*, for example the genus and species *Camellia sinensis* [tea].

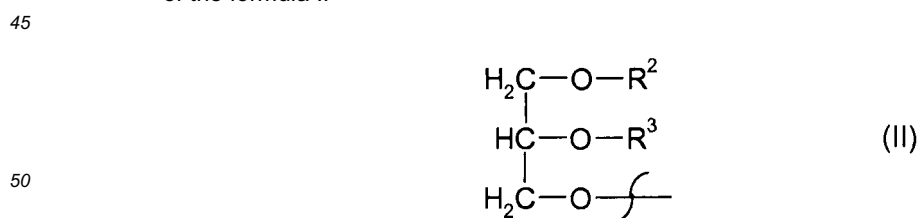
[0081] Multicellular microorganisms which can be employed as transgenic nonhuman organisms are preferably protists
 or diatoms selected from the group of the families Dinophyceae, Turaniellidae or Oxytrichidae, such as the genera and
 species: *Crypthecodinium cohnii*, *Phaeodactylum tricornutum*, *Stylonychia mytilus*, *Stylonychia pustulata*, *Stylonychia
 putrina*, *Stylonychia notophora*, *Stylonychia* sp., *Colpidium campylum* or *Colpidium* sp.

[0082] The invention further relates to a process for the production of a substance which has the structure shown in
 30 the general formula I hereinbelow



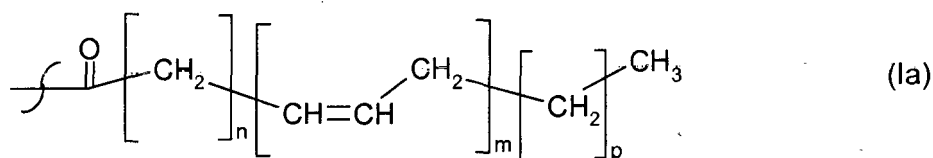
40 wherein the variables and substituents are as follows:

R¹ = hydroxyl, coenzyme A (thioester), lysophosphatidylcholine, lysophosphatidylethanolamine, lysophosphatidylg-
 lycerol, lysodiphosphatidylglycerol, lysophosphatidylserine, lysophosphatidylinositol, sphingo base or a radical
 of the formula II



R² = hydrogen, phosphatidylcholine, phosphatidylethanolamine, phosphatidylserine, phosphatidylinositol or a satu-
 rated or unsaturated C₂ to C₂₄-alkylcarbonyl,

R³ = hydrogen, a saturated or unsaturated C₂ to C₂₄-alkylcarbonyl, or R² and R³ independently of one another are
 a radical of the formula Ia:



in which

$n = 2, 3, 4, 5, 6, 7$ or 9 , $m = 2, 3, 4, 5$ or 6 and $p = 0$ or 3 ;

and wherein the process comprises the cultivation of (i) a host cell according to the invention or (ii) of a transgenic, nonhuman organism according to the invention under conditions which permit the biosynthesis of the substance. Preferably, the abovementioned substance is provided in an amount of at least 1 % by weight based on the total lipid content in the host cell or the transgenic organism.

[0083] Preferred alkyl radicals R^2 which may be mentioned are substituted or unsubstituted, saturated or unsaturated C_2 - C_{24} -alkylcarbonyl chains such as ethylcarbonyl, n-propylcarbonyl, n-butylcarbonyl, n-pentylcarbonyl, n-hexylcarbonyl, n-heptylcarbonyl, n-octylcarbonyl, n-nonylcarbonyl, n-decylcarbonyl, n-undecylcarbonyl, n-dodecylcarbonyl, n-tridecylcarbonyl, n-tetradecylcarbonyl, n-pentadecylcarbonyl, n-hexadecylcarbonyl, n-heptadecylcarbonyl, n-octadecylcarbonyl, n-nonadecylcarbonyl, n-eicosylcarbonyl, n-docosanylcarbonyl or n-tetracosanylcarbonyl, which comprise one or more double bonds. Saturated or unsaturated C_{10} - C_{22} -alkylcarbonyl radicals such as n-decylcarbonyl, n-undecylcarbonyl, n-dodecylcarbonyl, n-tridecylcarbonyl, n-tetradecylcarbonyl, n-pentadecylcarbonyl, n-hexadecylcarbonyl, n-heptadecylcarbonyl, n-octadecylcarbonyl, n-nonadecylcarbonyl, n-eicosylcarbonyl, n-docosanylcarbonyl or n-tetracosanylcarbonyl, which comprise one or more double bonds are preferred. Especially preferred are saturated and/or unsaturated C_{10} - C_{22} -alkylcarbonyl radicals such as C_{10} -alkylcarbonyl, C_{11} -alkylcarbonyl, C_{12} -alkylcarbonyl, C_{13} -alkylcarbonyl, C_{14} -alkylcarbonyl, C_{16} -alkylcarbonyl, C_{18} -alkylcarbonyl, C_{20} -alkylcarbonyl or C_{22} -alkylcarbonyl radicals which comprise one or more double bonds. Very especially preferred are saturated or unsaturated C_{16} - C_{22} -alkylcarbonyl radicals such as C_{16} -alkylcarbonyl, C_{18} -alkylcarbonyl, C_{20} -alkylcarbonyl or C_{22} -alkylcarbonyl radicals which comprise one or more double bonds. These preferred radicals can comprise two, three, four, five or six double bonds. The especially preferred radicals with 20 or 22 carbon atoms in the fatty acid chain comprise up to six double bonds, preferably three, four, five or six double bonds, especially preferably five or six double bonds. All the abovementioned radicals are derived from the corresponding fatty acids.

[0084] Preferred alkyl radicals R^3 which may be mentioned are substituted or unsubstituted, saturated or unsaturated C_2 - C_{24} -alkylcarbonyl chains such as ethylcarbonyl, n-propylcarbonyl, n-butylcarbonyl, n-pentylcarbonyl, n-hexylcarbonyl, n-heptylcarbonyl, n-octylcarbonyl, n-nonylcarbonyl, n-decylcarbonyl, n-undecylcarbonyl, n-dodecylcarbonyl, n-tridecylcarbonyl, n-tetradecylcarbonyl, n-pentadecylcarbonyl, n-hexadecylcarbonyl, n-heptadecylcarbonyl, n-octadecylcarbonyl, n-nonadecylcarbonyl, n-eicosylcarbonyl, n-docosanylcarbonyl or n-tetracosanylcarbonyl, which comprise one or more double bonds. Saturated or unsaturated C_{10} - C_{22} -alkylcarbonyl radicals such as n-decylcarbonyl, n-undecylcarbonyl, n-dodecylcarbonyl, n-tridecylcarbonyl, n-tetradecylcarbonyl, n-pentadecylcarbonyl, n-hexadecylcarbonyl, n-heptadecylcarbonyl, n-octadecylcarbonyl, n-nonadecylcarbonyl, n-eicosylcarbonyl, n-docosanylcarbonyl or n-tetracosanylcarbonyl, which comprise one or more double bonds are preferred. Especially preferred are saturated and/or unsaturated C_{10} - C_{22} -alkylcarbonyl radicals such as C_{10} -alkylcarbonyl, C_{11} -alkylcarbonyl, C_{12} -alkylcarbonyl, C_{13} -alkylcarbonyl, C_{14} -alkylcarbonyl, C_{16} -alkylcarbonyl, C_{18} -alkylcarbonyl, C_{20} -alkylcarbonyl or C_{22} -alkylcarbonyl radicals which comprise one or more double bonds. Very especially preferred are saturated or unsaturated C_{16} - C_{22} -alkylcarbonyl radicals such as C_{16} -alkylcarbonyl, C_{18} -alkylcarbonyl, C_{20} -alkylcarbonyl or C_{22} -alkylcarbonyl radicals which comprise one or more double bonds. These preferred radicals can comprise two, three, four, five or six double bonds. The especially preferred radicals with 20 or 22 carbon atoms in the fatty acid chain comprise up to six double bonds, preferably three, four, five or six double bonds, especially preferably five or six double bonds. All the abovementioned radicals are derived from the corresponding fatty acids.

[0085] The abovementioned radicals of R^1 , R^2 and R^3 can be substituted by hydroxyl and/or epoxy groups and/or can comprise triple bonds.

[0086] The polyunsaturated fatty acids produced in the process according to the invention advantageously comprise at least two, advantageously three, four, five or six, double bonds. The fatty acids especially advantageously comprise four, five or six double bonds. Fatty acids produced in the process advantageously have 18, 20 or 22 C atoms in the fatty acid chain; the fatty acids preferably comprise 20 or 22 carbon atoms in the fatty acid chain. Saturated fatty acids are advantageously reacted to a minor degree, or not at all, with the nucleic acids used in the process. To a minor degree is to be understood as meaning that the saturated fatty acids are reacted with less than 5% of the activity, advantageously less than 3%, especially advantageously with less than 2%, very especially preferably with less than 1, 0.5, 0.25 or 0.125% in comparison with polyunsaturated fatty acids. These fatty acids which have been produced can be produced in the process as a single product or be present in a fatty acid mixture.

[0087] The radicals R² or R³ in the general formulae II may be identical or non-identical, R² and R³ preferably being a saturated or unsaturated C₁₈-C₂₂-alkylcarbonyl, especially preferably an unsaturated C₁₈-, C₂₀- or C₂₂-alkylcarbonyl with at least two double bonds.

[0088] The polyunsaturated fatty acids produced in the process are advantageously bound in membrane lipids and/or triacylglycerides, but may also occur in the organisms as free fatty acids or else bound in the form of other fatty acid esters. In this context, they may be present as "pure products" or else advantageously in the form of mixtures of various fatty acids or mixtures of different glycerides. The various fatty acids which are bound in the triacylglycerides can be derived from short-chain fatty acids with 4 to 6 C atoms, medium-chain fatty acids with 8 to 12 C atoms or long-chain fatty acids with 14 to 24 C atoms; preferred are long-chain fatty acids, more preferably long-chain fatty acids LCPUFAs of C₁₈-, C₂₀- and/or C₂₂- fatty acids.

[0089] The process according to the invention advantageously yields fatty acid esters with polyunsaturated C₁₈-, C₂₀- and/or C₂₂-fatty acid molecules with at least two double bonds in the fatty acid ester, advantageously with at least three, four, five or six double bonds in the fatty acid ester, especially advantageously with at least five or six double bonds in the fatty acid ester and advantageously leads to the synthesis of linoleic acid (=LA, C₁₈:2^{Δ9,12}), γ-linolenic acid (= GLA, C₁₈:3^{Δ6,9,12}), stearidonic acid (= SDA, C₁₈:3^{Δ6,9,12,15}), dihomo-γ-linolenic acid (= DGLA, C₂₀:3^{Δ8,11,14}), ω3-eicosatetraenoic acid (= ETA, C₂₀:4^{Δ5,8,11,14}), arachidonic acid (ARA, C₂₀:4^{Δ5,8,11,14}), eicosapentaenoic acid (EPA, C₂₀:5^{Δ5,8,11,14,17}), ω6-docosapentaenoic acid (C₂₂:5^{Δ4,7,10,13,16}), ω6-docosatetraenoic acid (C₂₂:4^{Δ7,10,13,16}), ω3-docosapentaenoic acid (= DPA, C₂₂:5^{Δ4,7,10,13,16,19}), docosahexaenoic acid (= DHA, C₂₂:6^{Δ4,7,10,13,16,19}) or mixtures of these, preferably ARA, EPA and/or DHA. ω3-Fatty acids such as EPA and/or DHA are very especially preferably produced.

[0090] The fatty acid esters with polyunsaturated C₁₈-, C₂₀- and/or C₂₂-fatty acid molecules can be isolated in the form of an oil or lipid, for example in the form of compounds such as sphingolipids, phosphoglycerides, lipids, glycolipids such as glycosphingolipids, phospholipids such as phosphatidylethanolamine, phosphatidylcholine, phosphatidylserine, phosphatidylglycerol, phosphatidylinositol or diphosphatidylglycerol, monoacylglycerides, diacylglycerides, triacylglycerides or other fatty acid esters such as the acyl-coenzyme A esters which comprise the polyunsaturated fatty acids with at least two, three, four, five or six, preferably five or six double bonds, from the organisms which have been used for the preparation of the fatty acid esters; advantageously, they are isolated in the form of their diacylglycerides, triacylglycerides and/or in the form of phosphatidylcholine, especially preferably in the form of the triacylglycerides. In addition to these esters, the polyunsaturated fatty acids are also present in the organisms, advantageously the plants, as free fatty acids or bound in other compounds. As a rule, the various abovementioned compounds (fatty acid esters and free fatty acids) are present in the organisms with an approximate distribution of 80 to 90% by weight of triglycerides, 2 to 5% by weight of diglycerides, 5 to 10% by weight of monoglycerides, 1 to 5% by weight of free fatty acids, 2 to 8% by weight of phospholipids, the total of the various compounds amounting to 100% by weight.

[0091] The process according to the invention yields the LCPUFAs produced in a content of at least 3% by weight, advantageously at least 5% by weight, preferably at least 8% by weight, especially preferably at least 10% by weight, most preferably at least 15% by weight, based on the total fatty acids in the transgenic organisms, advantageously in a transgenic plant. In this context, it is advantageous to convert C₁₈- and/or C₂₀-fatty acids which are present in the host organisms to at least 10%, advantageously to at least 20%, especially advantageously to at least 30%, most advantageously to at least 40% to give the corresponding products such as DPA or DHA, to mention just two examples. The fatty acids are advantageously produced in bound form. These unsaturated fatty acids can, with the aid of the nucleic acids used in the process according to the invention, be positioned at the sn1, sn2 and/or sn3 position of the advantageously produced triglycerides. Since a plurality of reaction steps are performed by the starting compounds linoleic acid (C₁₈:2) and linolenic acid (C₁₈:3) in the process according to the invention, the end products of the process such as, for example, arachidonic acid (ARA), eicosapentaenoic acid (EPA), ω6-docosapentaenoic acid or DHA are not obtained as absolutely pure products; minor traces of the precursors are always present in the end product. If, for example, both linoleic acid and linolenic acid are present in the starting organism and the starting plant, the end products such as ARA, EPA or DHA are present as mixtures. The precursors should advantageously not amount to more than 20% by weight, preferably not to more than 15% by weight, especially preferably not to more than 10% by weight, most preferably not to more than 5% by weight, based on the amount of the end product in question. Advantageously, only ARA, EPA or only DHA, bound or as free acids, are produced as end products in a transgenic plant in the process according to the invention. If the compounds ARA, EPA and DHA are produced simultaneously, they are advantageously produced in a ratio of at least 3:2:1 (EPA:ARA:DHA).

[0092] Fatty acid esters or fatty acid mixtures produced by the process according to the invention advantageously comprise 6 to 15% of palmitic acid, 1 to 6% of stearic acid, 7-85% of oleic acid, 0.5 to 8% of vaccenic acid, 0.1 to 1% of arachic acid, 7 to 25% of saturated fatty acids, 8 to 85% of monounsaturated fatty acids and 60 to 85% of polyunsaturated fatty acids, in each case based on 100% and on the total fatty acid content of the organisms. Advantageous polyunsaturated fatty acid which is present in the fatty acid esters or fatty acid mixtures is preferably eicosapentaenoic acid. Moreover, the fatty acid esters or fatty acid mixtures which have been produced by the process of the invention advantageously comprise fatty acids selected from the group of the fatty acids erucic acid (13-docosaenoic acid), sterculic

acid (9,10-methyleneoctadec-9-enoic acid), malvalic acid (8,9-methyleneheptadec-8-enoic acid), chaulmoogric acid (cyclopentenedodecanoic acid), furan fatty acid (9,12-epoxyoctadeca-9,11-dienoic acid), vernolic acid (9,10-epoxyoctadec-12-enoic acid), tarinic acid (6-octadecynoic acid), 6-nonadecynoic acid, santalbic acid (11-octadecen-9-ynoic acid), 6,9-octadecenynoic acid, pyrulic acid (10-heptadecen-8-ynoic acid), crepenynic acid (9-octadecen-12-ynoic acid), 13,14-dihydrooropheic acid, octadecen-13-ene-9,11-dienoic acid, petroselinic acid (cis-6-octadecenoic acid), 9c,12t-octadecadienoic acid, calendulic acid (8t10t12c-octadecatrienoic acid), catalpic acid (9t11t13c-octadecatrienoic acid), eleostearic acid (9c11t13t-octadecatrienoic acid), jacaric acid (8c10t12c-octadecatrienoic acid), punicic acid (9c11t13c-octadecatrienoic acid), parinaric acid (9c11t13t15c-octadecatetraenoic acid), pinolenic acid (all-cis-5,9,12-octadecatrienoic acid), laballenic acid (5,6-octadecadienallenic acid), ricinoleic acid (12-hydroxyoleic acid) and/or coriolic acid (13-hydroxy-9c,11t-octadecadienoic acid). The abovementioned fatty acids are, as a rule, advantageously only found in traces in the fatty acid esters or fatty acid mixtures produced by the process according to the invention, that is to say that, based on the total fatty acids, they occur to less than 30%, preferably to less than 25%, 24%, 23%, 22% or 21%, especially preferably to less than 20%, 15%, 10%, 9%, 8%, 7%, 6% or 5%, very especially preferably to less than 4%, 3%, 2% or 1%. The fatty acid esters or fatty acid mixtures produced by the process according to the invention advantageously comprise less than 0.1%, based on the total fatty acids, or no butyric acid, no cholesterol, no clupanodonic acid (= docosapentaenoic acid, C22:5^{Δ4,8,12,15,21}) and no nisinic acid (tetracosahexaenoic acid, C23:6^{Δ3,8,12,15,18,21}).

[0093] Owing to the nucleic acid sequences of the invention, or the nucleic acid sequences used in the process according to the invention, an increase in the yield of polyunsaturated fatty acids of at least 50%, advantageously of at least 80%, especially advantageously of at least 100%, very especially advantageously of at least 150%, in comparison with the nontransgenic starting organism, for example a yeast, an alga, a fungus or a plant such as Arabidopsis or linseed can be obtained in a comparison by GC analysis.

[0094] Chemically pure polyunsaturated fatty acids or fatty acid compositions can also be prepared by the processes described above. To this end, the fatty acids or the fatty acid compositions are isolated from the organism, such as the microorganisms or the plants or the culture medium in or on which the organisms have been grown, or from the organism and the culture medium, in a known manner, for example via extraction, distillation, crystallization, chromatography or combinations of these methods. These chemically pure fatty acids or fatty acid compositions are advantageous for applications in the food industry sector, the cosmetic industry sector and especially the pharmacological industry sector.

[0095] In principle, all genes of the fatty acid or lipid metabolism can be used in the process for the production of polyunsaturated fatty acids, advantageously in combination with the inventive polynucleotide(s) (for the purposes of the present application, the plural is understood as encompassing the singular and vice versa). Genes of the fatty acid or lipid metabolism which are used are advantageously selected from the group consisting of acyl-CoA dehydrogenase(s), acyl-ACP [= acyl carrier protein] desaturase(s), acyl-ACP thioesterase(s), fatty acid acyltransferase(s), acyl-CoA:lysophospholipid acyltransferases, fatty acid synthase(s), fatty acid hydroxylase(s), acetyl-coenzyme A carboxylase(s), acyl-coenzyme A oxidase(s), fatty acid desaturase(s), fatty acid acetylenases, lipoxygenases, triacylglycerol lipases, allene oxide synthases, hydroperoxide lyases or fatty acid elongase(s). Genes selected from the group of the Δ^4 -desaturases, Δ^5 -desaturases, Δ^6 -desaturases, Δ^8 -desaturases, Δ^9 -desaturases, Δ^{12} -desaturases, Δ^{15} -desaturases, Δ^{12} - and Δ^{15} -desaturases, ω^3 -desaturases, Δ^6 -elongases, Δ^9 -elongases or Δ^5 -elongases in combination with the polynucleotides according to the invention are preferably used, it being possible to use individual genes or a plurality of genes in combination. For especially preferred gene combinations, reference is made here to tables 5 and 6, which are shown in the examples.

[0096] Advantageously, the desaturases used in the process according to the invention convert their respective substrates in the form of the CoA-fatty acid esters. If preceded by an elongation step, this advantageously results in an increased product yield. The respective desaturation products are thereby synthesized in greater quantities, since the elongation step is usually carried out with the CoA-fatty acid esters, while the desaturation step is predominantly carried out with the phospholipids or the triglycerides. Therefore, a substitution reaction between the CoA-fatty acid esters and the phospholipids or triglycerides, which would require a further, possibly limiting, enzyme reaction, is not necessary.

[0097] Owing to the enzymatic activity of the polypeptides used in the process according to the invention, a wide range of polyunsaturated fatty acids can be produced in the process according to the invention. Depending on the choice of the organisms, such as the preferred plants, used for the process according to the invention, mixtures of the various polyunsaturated fatty acids or individual polyunsaturated fatty acids, such as EPA or ARA, can be produced in free or bound form. Depending on the prevailing fatty acid composition in the starting plant (C18:2- or C18:3-fatty acids), fatty acids which are derived from C18:2-fatty acids, such as GLA, DGLA or ARA, or fatty acids which are derived from C18:3-fatty acids, such as SDA, ETA or EPA, are thus obtained. If only linoleic acid (= LA, C18:2^{Δ9,12}) is present as unsaturated fatty acid in the plant used for the process, the process can only afford GLA, DGLA and ARA as products, all of which can be present as free fatty acids or in bound form. If only α -linolenic acid (= ALA, C18:3^{Δ9,12,15}) is present as unsaturated fatty acid in the plant used for the process, the process can only afford SDA, ETA, EPA and/or DHA as products, all of which can be present as free fatty acids or in bound form, as described above. Owing to the modification of the activity of the enzymes Δ^5 -desaturase, Δ^6 -desaturase, Δ^4 -desaturase, Δ^{12} -desaturase, Δ^{15} -desaturase, ω^3 -desaturase, Δ^5 -

elongase and/or $\Delta 6$ -elongase which play a role in the synthesis, it is possible to produce, in a targeted fashion, only individual products in the abovementioned organisms, advantageously in the abovementioned plants. Owing to the activity of $\Delta 6$ -desaturase and $\Delta 6$ -elongase, for example, GLA and DGLA, or SDA and ETA, are formed, depending on the starting plant and unsaturated fatty acid. DGLA or ETA or mixtures of these are preferably formed. If $\Delta 5$ -desaturase, $\Delta 5$ -elongase and $\Delta 4$ -desaturase are additionally introduced into the organisms, advantageously into the plant, ARA, EPA and/or DHA are additionally formed. Advantageously, only ARA, EPA or DHA or mixtures of these are synthesized, depending on the fatty acids present in the organism, or in the plant, which acts as starting substance for the synthesis. Since biosynthetic cascades are involved, the end products in question are not present as pure substances in the organisms. Small amounts of the precursor compounds are always additionally present in the end product. These small amounts amount to less than 20% by weight, advantageously less than 15% by weight, especially advantageously less than 10% by weight, most advantageously less than 5, 4, 3, 2 or 1 % by weight, based on the end product DGLA, ETA or their mixtures, or ARA, EPA, DHA or their mixtures, advantageously EPA or DHA or their mixtures.

[0098] In addition to the production, directly in the organism, of the starting fatty acids for the polypeptides used in the process of the invention, the fatty acids can also be fed externally. The production in the organism is preferred for reasons of economy. Preferred substrates are linoleic acid (C18:2 $\Delta 9,12$), γ -linolenic acid (C18:3 $\Delta 6,9,12$), eicosadienoic acid (C20:2 $\Delta 11,14$), dihomo- γ -linolenic acid (C20:3 $\Delta 8,11,14$), arachidonic acid (C20:4 $\Delta 5,8,11,14$), docosatetraenoic acid (C22: $\Delta 7,10,13,16$) and docosapentaenoic acid (C22:5 $\Delta 4,7,10,13,15$).

[0099] To increase the yield in the described process for the production of oils and/or triglycerides with an advantageously elevated content of polyunsaturated fatty acids, it is advantageous to increase the amount of starting product for the synthesis of fatty acids; this can be achieved for example by introducing, into the organism, a nucleic acid which codes for a polypeptide with a $\Delta 12$ -desaturase and/or (15-desaturase activity according to the invention. This is particularly advantageous in oil-producing organisms such as those from the family of the Brassicaceae, such as the genus *Brassica*, for example oilseed rape; the family of the Elaeagnaceae, such as the genus *Elaeagnus*, for example the genus and species *Olea europaea*, or the family Fabaceae, such as the genus *Glycine*, for example the genus and species *Glycine max*, which are high in oleic acid. Since these organisms are only low in linoleic acid (Mikoklajczak et al., Journal of the American Oil Chemical Society, 38, 1961, 678 - 681), the use of the abovementioned $\Delta 12$ -desaturases and/or (15-desaturases according to the invention for producing the starting material linoleic acid is advantageous.

[0100] The process according to the invention advantageously employs the abovementioned nucleic acid sequences or their derivatives or homologs which code for polypeptides which retain the enzymatic activity of the proteins encoded by nucleic acid sequences. These sequences, individually or in combination with the polynucleotides according to the invention, are cloned into expression constructs and used for the introduction into, and expression in, organisms. Owing to their construction, these expression constructs make possible an advantageous optimal synthesis of the polyunsaturated fatty acids produced in the process according to the invention.

[0101] In a preferred embodiment, the process furthermore comprises the step of obtaining a cell or an intact organism which comprises the nucleic acid sequences used in the process, where the cell and/or the organism is transformed with a polynucleotide according to the invention, a gene construct or a vector as described below, alone or in combination with further nucleic acid sequences which code for proteins of the fatty acid or lipid metabolism. In a further preferred embodiment, this process furthermore comprises the step of obtaining the oils, lipids or free fatty acids from the organism or from the culture. The culture can, for example, take the form of a fermentation culture, for example in the case of the cultivation of microorganisms, such as, for example, *Mortierella*, *Thalassiosira*, *Mantoniella*, *Ostreococcus*, *Saccharomyces* or *Thraustochytrium*, or a greenhouse- or field-grown culture of a plant. The cell or the organism thus produced is advantageously a cell of an oil-producing organism, such as an oil crop, such as, for example, peanut, oilseed rape, canola, linseed, hemp, soybean, safflower, sunflowers or borage.

[0102] In the case of plant cells, plant tissue or plant organs, "growing" is understood as meaning, for example, the cultivation on or in a nutrient medium, or of the intact plant on or in a substrate, for example in a hydroponic culture, potting compost or on arable land.

[0103] Suitable organisms or host cells for the process according to the invention are those which are capable of synthesizing fatty acids, specifically unsaturated fatty acids, and/or which are suitable for the expression of recombinant genes. Examples which may be mentioned are plants such as *Arabidopsis*, Asteraceae such as *Calendula* or crop plants such as soybean, peanut, castor-oil plant, sunflower, maize, cotton, flax, oilseed rape, coconut, oil palm, safflower (*Carthamus tinctorius*) or cacao bean, microorganisms, such as fungi, for example the genus *Mortierella*, *Thraustochytrium*, *Saprolegnia*, *Phytophthora* or *Pythium*, bacteria, such as the genus *Escherichia* or *Shewanella*, yeasts, such as the genus *Saccharomyces*, cyanobacteria, ciliates, algae such as *Mantoniella* or *Ostreococcus*, or protozoans such as dinoflagellates, such as *Thalassiosira* or *Cryptocodinium*. Preferred organisms are those which are naturally capable of synthesizing substantial amounts of oil, such as fungi, such as *Mortierella alpina*, *Pythium insidiosum*, *Phytophthora infestans*, or plants such as soybean, oilseed rape, coconut, oil palm, safflower, flax, hemp, castor-oil plant, *Calendula*, peanut, cacao bean or sunflower, or yeasts such as *Saccharomyces cerevisiae*, with soybean, flax, oilseed rape, safflower, sunflower, *Calendula*, *Mortierella* or *Saccharomyces cerevisiae* being especially preferred. In principle, suitable

as host organisms are, in addition to the abovementioned transgenic organisms, also transgenic animals, advantageously nonhuman animals, for example *Caenorhabditis elegans*. Further suitable host cells and organisms have already been described extensively above.

[0104] Transgenic plants which comprise the polyunsaturated fatty acids synthesized in the process according to the invention can advantageously be marketed directly without there being any need for the oils, lipids or fatty acids synthesized to be isolated. Plants for the process according to the invention are listed as meaning intact plants and all plant parts, plant organs or plant parts such as leaf, stem, seeds, root, tubers, anthers, fibers, root hairs, stalks, embryos, calli, cotyledons, petioles, harvested material, plant tissue, reproductive tissue and cell cultures which are derived from the transgenic plant and/or can be used for bringing about the transgenic plant. In this context, the seed comprises all parts of the seed such as the seed coats, epidermal cells, seed cells, endosperm or embryonic tissue. However, the compounds produced in the process according to the invention can also be isolated from the organisms, advantageously plants, in the form of their oils, fats, lipids and/or free fatty acids. Polyunsaturated fatty acids produced by this process can be obtained by harvesting the organisms, either from the crop in which they grow, or from the field. This can be done via pressing or extraction of the plant parts, preferably of the plant seeds. In this context, the oils, fats, lipids and/or free fatty acids can be obtained by pressing by what is known as cold-beating or cold-pressing without applying heat. To allow for greater ease of disruption of the plant parts, specifically the seeds, they are previously comminuted, steamed or roasted. The seeds which have been pretreated in this manner can subsequently be pressed or extracted with solvent such as warm hexane. The solvent is subsequently removed. In the case of microorganisms, the latter are, after harvesting, for example extracted directly without further processing steps or else, after disruption, extracted via various methods with which the skilled worker is familiar. In this manner, more than 96% of the compounds produced in the process can be isolated. Thereafter, the resulting products are processed further, i.e. refined. In this process, for example the plant mucilages and suspended matter are first removed. What is known as desliming can be effected enzymatically or, for example, chemico-physically by addition of acid such as phosphoric acid. Thereafter, the free fatty acids are removed by treatment with a base, for example sodium hydroxide solution. The resulting product is washed thoroughly with water to remove the alkali remaining in the product and then dried. To remove the pigments remaining in the product, the products are subjected to bleaching, for example using fuller's earth or active charcoal. At the end, the product is deodorized, for example using steam.

[0105] The PUFAs or LCPUFAs produced by this process are preferably C₁₈-, C₂₀- or C₂₂-fatty acid molecules, advantageously C₂₀- or C₂₂-fatty acid molecules, with at least two double bonds in the fatty acid molecule, preferably three, four, five or six double bonds. These C₁₈-, C₂₀- or C₂₂-fatty acid molecules can be isolated from the organism in the form of an oil, a lipid or a free fatty acid. Suitable organisms are, for example, those mentioned above. Preferred organisms are transgenic plants.

[0106] Described are therefore oils, lipids or fatty acids or fractions thereof which have been produced by the above-described process, especially preferably oil, lipid or a fatty acid composition comprising PUFAs and being derived from transgenic plants.

These oils, lipids or fatty acid compositions preferably comprise the abovementioned fatty acids, particularly preferably in the abovementioned concentration. The oils, lipids or fatty acid compositions obtained by the methods according to the invention are distinguished by the fact that the preparations which comprise said oils, lipids or fatty acid compositions contain traces of the nucleic acids according to the invention. These traces can be detected by suitable highly-sensitive detection methods, for example PCR-based technologies.

[0107] A further embodiment according to the invention is the use of the oil, lipid, the fatty acids and/or the fatty acid composition in feedstuffs, foodstuffs, cosmetics or pharmaceuticals. The oils, lipids, fatty acids or fatty acid mixtures can be used in the manner with which the skilled worker is familiar for mixing with other oils, lipids, fatty acids or fatty acid mixtures of animal origin, such as, for example, fish oils. These oils, lipids, fatty acids or fatty acid mixtures, which are composed of vegetable and animal constituents, may also be used for the preparation of feedstuffs, foodstuffs, cosmetics or pharmaceuticals.

[0108] The term "oil", "lipid" or "fat" is understood as meaning a fatty acid mixture comprising unsaturated, saturated, preferably esterified, fatty acid(s). The oil, lipid or fat is preferably high in polyunsaturated free or, advantageously, esterified fatty acid(s), in particular those mentioned above. The amount of unsaturated esterified fatty acids preferably amounts to approximately 30%, a content of 50% is more preferred, a content of 60%, 70%, 80% or more is even more preferred. For the analysis, the fatty acid content can, for example, be determined by gas chromatography after converting the fatty acids into the methyl esters by transesterification. The oil, lipid or fat can comprise various other saturated or unsaturated fatty acids, for example calendulic acid, palmitic acid, palmitoleic acid, stearic acid, oleic acid and the like. The content of the various fatty acids in the oil or fat can vary, in particular depending on the starting organism.

[0109] The polyunsaturated fatty acids with advantageously at least two double bonds which are produced in the process are, as described above, for example sphingolipids, phosphoglycerides, lipids, glycolipids, phospholipids, monoacylglycerol, diacylglycerol, triacylglycerol or other fatty acid esters.

[0110] Starting from the polyunsaturated fatty acids with advantageously at least five or six double bonds, which acids

have been prepared in the process according to the invention, the polyunsaturated fatty acids which are present can be liberated for example via treatment with alkali, for example aqueous KOH or NaOH, or acid hydrolysis, advantageously in the presence of an alcohol such as methanol or ethanol, or via enzymatic cleavage, and isolated via, for example, phase separation and subsequent acidification via, for example, H₂SO₄. The fatty acids can also be liberated directly

without the abovedescribed processing step.

[0111] After their introduction into an organism, advantageously a plant cell or plant, the nucleic acids used in the process can either be present on a separate plasmid or, advantageously, integrated into the genome of the host cell. In the case of integration into the genome, integration can be random or else be effected by recombination such that the native gene is replaced by the copy introduced, whereby the production of the desired compound by the cell is modulated, or by the use of a gene in "trans", so that the gene is linked operably with a functional expression unit which comprises at least one sequence which ensures the expression of a gene and at least one sequence which ensures the polyadenylation of a functionally transcribed gene. The nucleic acids are advantageously introduced into the organisms via multiexpression cassettes or constructs for multiparallel expression, advantageously into the plants for the multiparallel seed-specific expression of genes.

[0112] Mosses and algae are the only known plant systems which produce substantial amounts of polyunsaturated fatty acids such as arachidonic acid (ARA) and/or eicosapentaenoic acid (EPA) and/or docosahexaenoic acid (DHA). Mosses comprise PUFAs in membrane lipids, while algae, organisms which are related to algae and a few fungi also accumulate substantial amounts of PUFAs in the triacylglycerol fraction. This is why nucleic acid molecules which are isolated from such strains that also accumulate PUFAs in the triacylglycerol fraction are particularly advantageous for the process according to the invention and thus for the modification of the lipid and PUFA production system in a host, in particular plants such as oil crops, for example oilseed rape, canola, linseed, hemp, soybeans, sunflowers and borage. They can therefore be used advantageously in the process according to the invention.

[0113] Substrates which are suitable for the polypeptides according to the invention of the fatty acid or lipid metabolism selected from the group acyl-CoA dehydrogenase(s), acyl-ACP [= acyl carrier protein] desaturase(s), acyl-ACP thioesterase(s), fatty acid acyltransferase(s), acyl-CoA:lysophospholipid acyltransferase(s), fatty acid synthase(s), fatty acid hydroxylase(s), acetyl-coenzyme A carboxylase(s), acyl-coenzyme A oxidase(s), fatty acid desaturase(s), fatty acid acetylenase(s), lipoxygenase(s), triacylglycerol lipase(s), allene oxide synthase(s), hydroperoxide lyase(s) or fatty acid elongase(s) are preferably C₁₆-, C₁₈- or C₂₀-fatty acids. The fatty acids converted as substrates in the process are preferably converted in the form of their acyl-CoA esters and/or their phospholipid esters.

[0114] To produce the long-chain PUFAs according to the invention, the polyunsaturated C₁₈-fatty acids must first be desaturated by the enzymatic activity of a desaturase and subsequently be elongated by at least two carbon atoms via an elongase. After one elongation cycle, this enzyme activity gives C₂₀-fatty acids and after two elongation cycles, C₂₂-fatty acids. The activity of the desaturases and elongases used in the processes according to the invention preferably leads to C₁₈-, C₂₀- and/or C₂₂-fatty acids, advantageously with at least two double bonds in the fatty acid molecule, preferably with three, four, five or six double bonds, especially preferably to C₂₀- and/or C₂₂-fatty acids with at least two double bonds in the fatty acid molecule, preferably with three, four, five or six double bonds, very especially preferably with five or six double bonds in the molecule. After a first desaturation and the elongation have taken place, further desaturation and elongation steps such as, for example, such a desaturation in the Δ5 and Δ4 positions may take place. Products of the process according to the invention which are especially preferred are dihomo-γ-linolenic acid, arachidonic acid, eicosapentaenoic acid, docosapentaenoic acid and/or docosahexaenoic acid. The C₂₀-fatty acids with at least two double bonds in the fatty acid can be desaturated by the enzymatic activity according to the invention in the form of the free fatty acid or in the form of the esters, such as phospholipids, glycolipids, sphingolipids, phosphoglycerides, monoacylglycerol, diacylglycerol or triacylglycerol.

[0115] The preferred biosynthesis site of fatty acids, oils, lipids or fats in the plants which are advantageously used is, for example, in general the seed or cell strata of the seed, so that seed-specific expression of the nucleic acids used in the process is sensible. However, it is obvious that the biosynthesis of fatty acids, oils or lipids need not be limited to the seed tissue, but can also take place in a tissue-specific manner in all the other parts of the plant - for example in epidermal cells or in the tubers.

[0116] If microorganism such as yeasts, such as *Saccharomyces* or *Schizosaccharomyces*, fungi such as *Mortierella*, *Aspergillus*, *Phytophthora*, *Entomophthora*, *Mucor* or *Thraustochytrium*, algae such as *Isochrysis*, *Mantoniella*, *Ostreococcus*, *Phaeodactylum* or *Cryptocodinium* are used as organisms in the process according to the invention, these organisms are advantageously grown in fermentation cultures.

[0117] Owing to the use of the nucleic acids according to the invention which code for a desaturase, the polyunsaturated fatty acids produced in the process can be increased by at least 5%, preferably by at least 10%, especially preferably by at least 20%, very especially preferably by at least 50% in comparison with the wild type of the organisms which do not comprise the nucleic acids recombinantly.

[0118] In principle, the polyunsaturated fatty acids produced by the process according to the invention in the organisms used in the process can be increased in two different ways. Advantageously, the pool of free polyunsaturated fatty acids

and/or the content of the esterified polyunsaturated fatty acids produced via the process can be enlarged. Advantageously, the pool of esterified polyunsaturated fatty acids in the transgenic organisms is enlarged by the process according to the invention.

[0119] If microorganisms are used as organisms in the process according to the invention, they are grown or cultured in a manner with which the skilled worker is familiar, depending on the host organism. As a rule, microorganisms are grown in a liquid medium comprising a carbon source, usually in the form of sugars, a nitrogen source, usually in the form of organic nitrogen sources such as yeast extract or salts such as ammonium sulfate, trace elements such as salts of iron, manganese and magnesium and, if appropriate, vitamins, at temperatures of between 0°C and 100°C, preferably between 10°C and 60°C, while introducing oxygen gas. The pH of the nutrient liquid can either be kept constant, that is to say regulated during the culturing period, or not. The cultures can be grown batchwise, semi-batchwise or continuously. Nutrients can be provided at the beginning of the fermentation or fed in semicontinuously or continuously. The polyunsaturated fatty acids produced can be isolated from the organisms as described above by processes known to the skilled worker, for example by extraction, distillation, crystallization, if appropriate precipitation with salt, and/or chromatography. To this end, the organisms can advantageously be disrupted beforehand.

[0120] If the host organisms are microorganisms, the process according to the invention is advantageously carried out at a temperature of between 0°C and 95°C, preferably between 10°C and 85°C, especially preferably between 15°C and 75°C, very especially preferably between 15°C and 45°C.

[0121] In this process, the pH value is advantageously kept between pH 4 and 12, preferably between pH 6 and 9, especially preferably between pH 7 and 8.

[0122] The process according to the invention can be operated batchwise, semibatchwise or continuously. An overview of known cultivation methods can be found in the textbook by Chmiel (Bioprozeßtechnik 1. Einführung in die Bioverfahrenstechnik [Bioprocess technology 1. Introduction to bioprocess technology] (Gustav Fischer Verlag, Stuttgart, 1991)) or in the textbook by Storhas (Bioreaktoren und periphere Einrichtungen [Bioreactors and peripheral equipment] (Vieweg Verlag, Brunswick/Wiesbaden, 1994)).

[0123] The culture medium to be used must suitably meet the requirements of the strains in question. Descriptions of culture media for various microorganisms can be found in the textbook "Manual of Methods for General Bacteriology" of the American Society for Bacteriology (Washington D.C., USA, 1981).

[0124] As described above, these media which can be employed in accordance with the invention usually comprise one or more carbon sources, nitrogen sources, inorganic salts, vitamins and/or trace elements.

[0125] Preferred carbon sources are sugars, such as mono-, di- or polysaccharides. Examples of very good carbon sources are glucose, fructose, mannose, galactose, ribose, sorbose, ribulose, lactose, maltose, sucrose, raffinose, starch or cellulose. Sugars can also be added to the media via complex compounds such as molasses or other by-products from sugar refining. The addition of mixtures of a variety of carbon sources may also be advantageous. Other possible carbon sources are oils and fats such as, for example, soya oil, sunflower oil, peanut oil and/or coconut fat, fatty acids such as, for example, palmitic acid, stearic acid and/or linoleic acid, alcohols and/or polyalcohols such as, for example, glycerol, methanol and/or ethanol, and/or organic acids such as, for example, acetic acid and/or lactic acid.

[0126] Nitrogen sources are usually organic or inorganic nitrogen compounds or materials comprising these compounds. Examples of nitrogen sources comprise ammonia in liquid or gaseous form or ammonium salts such as ammonium sulfate, ammonium chloride, ammonium phosphate, ammonium carbonate or ammonium nitrate, nitrates, urea, amino acids or complex nitrogen sources such as cornsteep liquor, soya meal, soya protein, yeast extract, meat extract and others. The nitrogen sources can be used individually or as a mixture.

[0127] Inorganic salt compounds which may be present in the media comprise the chloride, phosphorus and sulfate salts of calcium, magnesium, sodium, cobalt, molybdenum, potassium, manganese, zinc, copper and iron.

[0128] Inorganic sulfur-containing compounds such as, for example, sulfates, sulfites, dithionites, tetrathionates, thiosulfates, sulfides, or else organic sulfur compounds such as mercaptans and thiols may be used as sources of sulfur for the production of sulfur-containing fine chemicals, in particular of methionine.

[0129] Phosphoric acid, potassium dihydrogen phosphate or dipotassium hydrogen phosphate or the corresponding sodium-containing salts may be used as sources of phosphorus.

[0130] Chelating agents may be added to the medium in order to keep the metal ions in solution. Particularly suitable chelating agents comprise dihydroxyphenols such as catechol or protocatechuate and organic acids such as citric acid.

[0131] The fermentation media used according to the invention for cultivating microorganisms usually also comprise other growth factors such as vitamins or growth promoters, which include, for example, biotin, riboflavin, thiamine, folic acid, nicotinic acid, pantothenate and pyridoxine. Growth factors and salts are frequently derived from complex media components such as yeast extract, molasses, cornsteep liquor and the like. It is moreover possible to add suitable precursors to the culture medium. The exact composition of the media compounds depends heavily on the particular experiment and is decided upon individually for each specific case. Information on the optimization of media can be found in the textbook "Applied Microbiol. Physiology, A Practical Approach" (Editors P.M. Rhodes, P.F. Stanbury, IRL Press (1997) pp. 53-73, ISBN 0 19 963577 3). Growth media can also be obtained from commercial suppliers, for

example Standard 1 (Merck) or BHI (brain heart infusion, DIFCO) and the like.

[0132] All media components are sterilized, either by heat (20 min at 1.5 bar and 121°C) or by filter sterilization. The components may be sterilized either together or, if required, separately. All media components may be present at the start of the cultivation or added continuously or batchwise, as desired.

[0133] The culture temperature is normally between 15°C and 45°C, preferably at from 25°C to 40°C, and may be kept constant or altered during the experiment. The pH of the medium should be in the range from 5 to 8.5, preferably around 7.0. The pH for cultivation can be controlled during cultivation by adding basic compounds such as sodium hydroxide, potassium hydroxide, ammonia and aqueous ammonia or acidic compounds such as phosphoric acid or sulfuric acid. Foaming can be controlled by employing antifoams such as, for example, fatty acid polyglycol esters. To maintain the stability of plasmids it is possible to add to the medium suitable substances having a selective effect, for example antibiotics. Aerobic conditions are maintained by introducing oxygen or oxygen-containing gas mixtures such as, for example, ambient air, into the culture. The temperature of the culture is normally 20°C to 45°C and preferably 25°C to 40°C. The culture is continued until formation of the desired product is at a maximum. This aim is normally achieved within 10 hours to 160 hours.

[0134] The fermentation broths obtained in this way, in particular those containing polyunsaturated fatty acids, usually contain a dry mass of from 7.5 to 25% by weight.

[0135] The fermentation broth can then be processed further. The biomass may, according to requirement, be removed completely or partially from the fermentation broth by separation methods such as, for example, centrifugation, filtration, decanting or a combination of these methods or be left completely in said broth. It is advantageous to process the biomass after its separation.

[0136] However, the fermentation broth can also be thickened or concentrated without separating the cells, using known methods such as, for example, with the aid of a rotary evaporator, thin-film evaporator, falling-film evaporator, by reverse osmosis or by nanofiltration. Finally, this concentrated fermentation broth can be processed to obtain the fatty acids present therein.

[0137] The polynucleotides or polypeptides of the present invention which are involved in the metabolism of lipids and fatty acids, PUFA cofactors and enzymes or in the transport of lipophilic compounds across membranes are used in the process according to the invention for the modulation of the production of PUFAs in transgenic organisms, advantageously in plants, such as maize, wheat, rye, oats, triticale, rice, barley, soybean, peanut, cotton, *Linum* species such as linseed or flax, *Brassica* species such as oilseed rape, canola and turnip rape, pepper, sunflower, borage, evening primrose and *Tagetes*, *Solanaceae* plants such as potato, tobacco, eggplant and tomato, *Vicia* species, pea, cassava, alfalfa, bushy plants (coffee, cacao, tea), *Salix* species, trees (oil palm, coconut) and perennial grasses and fodder crops, either directly (for example when the overexpression or optimization of a fatty acid biosynthesis protein has a direct effect on the yield, production and/or production efficiency of the fatty acid from modified organisms) and/or can have an indirect effect which nevertheless leads to an enhanced yield, production and/or production efficiency of the PUFAs or a reduction of undesired compounds (for example when the modulation of the metabolism of lipids and fatty acids, cofactors and enzymes leads to modifications of the yield, production and/or production efficiency or the composition of the desired compounds within the cells, which, in turn, can affect the production of one or more fatty acids).

[0138] The combination of various precursor molecules and biosynthesis enzymes leads to the production of various fatty acid molecules, which has a decisive effect on lipid composition, since polyunsaturated fatty acids (= PUFAs) are not only easily incorporated into triacylglycerol but also into membrane lipids.

[0139] *Brassicaceae*, *Boraginaceae*, *Primulaceae*, or *Linaceae* are particularly suitable for the production of PUFAs, for example stearidonic acid, eicosapentaenoic acid and docosahexaenoic acid. Linseed (*Linum usitatissimum*) is especially advantageously suitable for the production of PUFAs with the nucleic acid sequences according to the invention, advantageously, as described, in combination with further desaturases and elongases.

[0140] Lipid synthesis can be divided into two sections: the synthesis of fatty acids and their binding to sn-glycerol-3-phosphate, and the addition or modification of a polar head group. Usual lipids which are used in membranes comprise phospholipids, glycolipids, sphingolipids and phosphoglycerides. Fatty acid synthesis starts with the conversion of acetyl-CoA into malonyl-CoA by acetyl-CoA carboxylase or into acetyl-ACP by acetyl transacylase. After a condensation reaction, these two product molecules together form acetoacetyl-ACP, which is converted via a series of condensation, reduction and dehydration reactions so that a saturated fatty acid molecule with the desired chain length is obtained. The production of the unsaturated fatty acids from these molecules is catalyzed by specific desaturases, either aerobically by means of molecular oxygen or anaerobically (regarding the fatty acid synthesis in microorganisms, see F.C. Neidhardt et al. (1996) *E. coli* and *Salmonella*. ASM Press: Washington, D.C., pp. 612-636 and references cited therein; Lengeler et al. (Ed.) (1999) *Biology of Prokaryotes*. Thieme: Stuttgart, New York, and the references therein, and Magnuson, K., et al. (1993) *Microbiological Reviews* 57:522-542 and the references therein). To undergo the further elongation steps, the resulting phospholipid-bound fatty acids must be returned to the fatty acid CoA ester pool from the phospholipids. For further desaturation as described above, the fatty acid can be transferred back into the phospholipid pool. If appropriate, this reaction sequence can be traversed repeatedly.

[0141] Examples of precursors for the biosynthesis of PUFAs are oleic acid, linoleic acid and linolenic acid. These C₁₈-carbon fatty acids must be elongated to C₂₀ and C₂₂ in order to obtain fatty acids of the eicosa and docosa chain type. With the aid of the desaturases used in the process, such as the Δ 12-, Δ 15-, Δ 12- and Δ 15-, ω 3-, Δ 4-, Δ 5- and Δ 6-desaturases, and/or the Δ 5-, Δ 6-elongases, arachidonic acid, eicosapentaenoic acid, docosapentaenoic acid or docosahexaenoic acid, advantageously eicosapentaenoic acid and/or docosahexaenoic acid, can be produced and subsequently employed in various applications regarding foodstuffs, feedstuffs, cosmetics or pharmaceuticals. C₂₀- and/or C₂₂-fatty acids with at least two, advantageously at least three, four, five or six, double bonds in the fatty acid molecule, preferably C₂₀- or C₂₂-fatty acids with advantageously four, five or six double bonds in the fatty acid molecule, can be prepared using the abovementioned enzymes. Desaturation may take place before or after elongation of the fatty acid in question. This is why the products of the desaturase activities and of the further desaturation and elongation steps which are possible result in preferred PUFAs with a higher degree of desaturation, including a further elongation from C₂₀- to C₂₂-fatty acids, to fatty acids such as γ -linolenic acid, dihomo- γ -linolenic acid, arachidonic acid, stearidonic acid, eicosatetraenoic acid or eicosapentaenoic acid. Substrates of the desaturases and elongases used in the process according to the invention are C₁₆-, C₁₈- or C₂₀-fatty acids such as, for example, linoleic acid, γ -linolenic acid, α -linolenic acid, dihomo- γ -linolenic acid, eicosatetraenoic acid or stearidonic acid. Preferred substrates are linoleic acid, γ -linolenic acid and/or α -linolenic acid, dihomo- γ -linolenic acid or arachidonic acid, eicosatetraenoic acid or eicosapentaenoic acid. The synthesized C₂₀- or C₂₂-fatty acids with at least two, three, four, five or six double bonds in the fatty acid are obtained in the process according to the invention in the form of the free fatty acid or in the form of their esters, for example in the form of their glycerides.

[0142] The term "glyceride" is understood as meaning a glycerol esterified with one, two or three carboxyl radicals (mono-, di- or triglyceride). "Glyceride" is also understood as meaning a mixture of various glycerides. The glyceride or glyceride mixture may comprise further additions, for example free fatty acids, antioxidants, proteins, carbohydrates, vitamins and/or other substances.

[0143] For the purposes of the process according to invention, a "glyceride" is furthermore understood as meaning glycerol derivatives. In addition to the abovedescribed fatty acid glycerides, these also include glycerophospholipids and glyceroglycolipids. Preferred examples which may be mentioned in this context are the glycerophospholipids such as lecithin (phosphatidylcholine), cardiolipin, phosphatidylglycerol, phosphatidylserine and alkylacylglycerophospholipids.

[0144] Furthermore, fatty acids must subsequently be translocated to various modification sites and incorporated into the triacylglycerol storage lipid. A further important step in lipid synthesis is the transfer of fatty acids to the polar head groups, for example by glycerol fatty acid acyltransferase (see Frentzen, 1998, Lipid, 100(4-5):161-166). Publications on plant fatty acid biosynthesis and on the desaturation, the lipid metabolism and the membrane transport of lipidic compounds, on beta-oxidation, fatty acid modification and cofactors, triacylglycerol storage and triacylglycerol assembly, including the references therein, see the following papers: Kinney, 1997, Genetic Engineering, Ed.: JK Setlow, 19:149-166; Ohlrogge and Browse, 1995, Plant Cell 7:957-970; Shanklin and Cahoon, 1998, Annu. Rev. Plant Physiol. Plant Mol. Biol. 49:611-641; Voelker, 1996, Genetic Engineering, Ed.: JK Setlow, 18:111-13; Gerhardt, 1992, Prog. Lipid R. 31:397-417; Gühneemann-Schäfer & Kindl, 1995, Biochim. Biophys Acta 1256:181-186; Kunau et al., 1995, Prog. Lipid Res. 34:267-342; Stymne et al., 1993, in: Biochemistry and Molecular Biology of Membrane and Storage Lipids of Plants, Ed.: Murata and Somerville, Rockville, American Society of Plant Physiologists, 150-158, Murphy & Ross 1998, Plant Journal. 13(1):1-16.

[0145] The PUFAs produced in the process comprise a group of molecules which higher animals are no longer capable of synthesizing and must therefore take up, or which higher animals are no longer capable of synthesizing themselves in sufficient quantities and must therefore take up additional quantities, although they can be synthesized readily by other organisms such as bacteria; for example, cats have lost the ability to synthesize arachidonic acid in the course of evolution.

[0146] "Phospholipids" for the purposes of the invention are understood as meaning phosphatidylcholine, phosphatidylethanolamine, phosphatidylserine, phosphatidylglycerol and/or phosphatidylinositol, advantageously phosphatidylcholine. The terms "production or productivity" are known in the art and encompass the concentration of the fermentation product (compounds of the formula I) which is formed within a specific period of time and in a specific fermentation volume (for example kg of product per hour per liter). It also comprises the productivity within a plant cell or a plant, that is to say the content of the desired fatty acids produced in the process relative to the content of all fatty acids in this cell or plant. The term "production efficiency" comprises the time required for obtaining a specific production quantity (for example the time required by the cell to establish a certain throughput rate of a fine chemical). The term "yield or product/carbon yield" is known in the art and comprises the efficiency of the conversion of the carbon source into the product (i.e. the fine chemical). This is usually expressed for example as kg of product per kg of carbon source. By increasing the yield or production of the compound, the amount of the molecules obtained of this compound, or of the suitable molecules of this compound obtained, in a specific culture quantity over a specified period of time is increased. The terms "biosynthesis or biosynthetic pathway" are known in the art and comprise the synthesis of a compound, preferably an organic compound, by a cell from intermediates, for example in a multi-step and strongly regulated process.

The terms "catabolism or catabolic pathway" are known in the art and comprise the cleavage of a compound, preferably of an organic compound, by a cell to give catabolites (in more general terms, smaller or less complex molecules), for example in a multi-step and strongly regulated process. The term "metabolism" is known in the art and comprises the totality of the biochemical reactions which take place in an organism. The metabolism of a certain compound (for example the metabolism of a fatty acid) thus comprises the totality of the biosynthetic pathways, modification pathways and catabolic pathways of this compound in the cell which relate to this compound.

[0147] By employing, in the process according to the invention, the polynucleotides according to the invention and optionally further polynucleotides which code for enzymes of the lipid or fatty acid metabolism it is possible to achieve various advantageous effects. Thus, it is possible to influence the yield, production and/or production efficiency of the polyunsaturated fatty acids in a plant, preferably in an oil crop plant, or in a microorganism. The number or activity of the polypeptides or polynucleotides according to the invention can be increased, so that larger amounts of the gene products and, ultimately, larger amounts of the compounds of the general formula I are produced. A *de novo* synthesis in an organism, which, before the gene(s) in question was/were introduced, had been lacking the activity and ability to biosynthesize the compounds, is also possible. The same applies analogously to the combination with further desaturases or elongases or further enzymes of the fatty acid and lipid metabolism. The use of a variety of divergent sequences, i.e. sequences which differ at the DNA sequence level, may also be advantageous in this context, or else the use of gene expression promoters which makes possible a different gene expression as far as timing is concerned, for example as a function of the degree of maturity of a seed or oil-storing tissue.

[0148] By introducing, into an organism, a polynucleotide according to the invention alone or in combination with other genes in a cell it is possible not only to increase the biosynthetic flow towards the end product, but also to increase, or to create *de novo*, the corresponding triacylglycerol composition. Equally, the number or activity of other genes which are required for the import of nutrients for the biosynthesis of one or more fatty acids, oils, polar and/or neutral lipids can be increased, so that the concentration of these precursors, cofactors or intermediates within the cells or within the storage compartment is increased, whereby the ability of the cells to produce PUFAs is further enhanced. By optimizing the activity, or increasing the number, of one or more polynucleotides or polypeptides according to the invention which are involved in the biosynthesis of these compounds, or by destroying the activity of one or more genes which are involved in the degradation of these compounds, it may be possible to increase the yield, production and/or production efficiency of fatty acid and lipid molecules from organisms, in particular from plants. The fatty acids obtained in the process are suitable as starting materials for the chemical synthesis of further products of interest. For example, they can be used for the preparation of pharmaceuticals, foodstuffs, animal feeds or cosmetics, either alone or in combination with one another.

[0149] It can be seen from what has been said above that the invention also relates to a process for the preparation of an oil, lipid or fatty acid composition, comprising the steps of the process according to the invention and the further step of formulating the substance as an oil, lipid or fatty acid composition.

[0150] In a preferred embodiment of this process, the oil, lipid or fatty acid composition is formulated further to give a drug, a cosmetic product, a foodstuff, a feedstuff, preferably fish food, or a food supplement.

[0151] Finally, the invention relates to the principle of using the polynucleotide, the vector, the host cell, the polypeptide or the transgenic, nonhuman, organism of the present invention for the production of an oil, lipid or fatty acid composition. The latter should then preferably be employed as drug, cosmetic product, foodstuff, feedstuff, preferably fish food, or food supplement.

Figures

[0152]

Figure 1: Biosynthetic pathways for the production of long-chain, polyunsaturated fatty acids such as arachidonic acid (=ARA, C20:4^{Δ5,8,11,14}), eicosapentaenoic acid (= EPA, C20:5^{Δ5,8,11,14,17}) or docosahexaenoic acid (= DHA, C22:6^{Δ4,7,10,13,16,19}).

Figure 2: Gas-chromatographic determination of the fatty acids from yeasts which have been transformed with the plasmid pYES (A) or pYES-d15Des(Ch) (B) and pYES-d15Des(Cy) (C), respectively.

Examples

Example 1: General cloning methods

[0153] The cloning methods such as, for example, restriction cleavages, agarose gel electrophoresis, purification of DNA fragments, transfer of nucleic acids to nitrocellulose and nylon membranes, linkage of DNA fragments, transfor-

mation of *Escherichia coli* cells, bacterial cultures and the sequence analysis of recombinant DNA were carried out as described by Sambrook et al. (1989) (Cold Spring Harbor Laboratory Press: ISBN 0-87969-309-6).

Example 2: Sequence analysis of recombinant DNA

[0154] Recombinant DNA molecules were sequenced with an ABI laser fluorescence DNA sequencer by the method of Sanger (Sanger et al. (1977) Proc. Natl. Acad. Sci. USA74, 5463-5467). Fragments obtained by polymerase chain reaction were sequenced and verified to avoid polymerase errors in constructs to be expressed.

Example 3: Lipid extraction from yeasts

[0155] The effect of the genetic modification in plants, fungi, algae, ciliates or on the production of a desired compound (such as a fatty acid) can be determined by growing the modified microorganisms or the modified plant under suitable conditions (such as those described above) and analyzing the medium and/or the cellular components for the elevated production of the desired product (i.e. of lipids or a fatty acid). These analytical techniques are known to the skilled worker and comprise spectroscopy, thin-layer chromatography, various types of staining methods, enzymatic and microbiological methods and analytical chromatography such as high-performance liquid chromatography (see, for example, Ullman, Encyclopedia of Industrial Chemistry, Vol. A2, p. 89-90 and p. 443-613, VCH: Weinheim (1985); Fallon, A., et al., (1987) "Applications of HPLC in Biochemistry" in: Laboratory Techniques in Biochemistry and Molecular Biology, Vol. 17; Rehm et al. (1993) Biotechnology, Vol. 3, Chapter III: "Product recovery and purification", p. 469-714, VCH: Weinheim; Belter, P.A., et al. (1988) Bioseparations: downstream processing for Biotechnology, John Wiley and Sons; Kennedy, J.F., and Cabral, J.M.S. (1992) Recovery processes for biological Materials, John Wiley and Sons; Shaeiwitz, J.A., and Henry, J.D. (1988) Biochemical Separations, in: Ullmann's Encyclopedia of Industrial Chemistry, Vol. B3; Chapter 11, p. 1-27, VCH: Weinheim; and Dechow, F.J. (1989) Separation and purification techniques in biotechnology, Noyes Publications).

[0156] In addition to the abovementioned processes, plant lipids are extracted from plant material as described by Cahoon et al. (1999) Proc. Natl. Acad. Sci. USA 96 (22):12935-12940 and Browse et al. (1986) Analytic Biochemistry 152:141-145. The qualitative and quantitative analysis of lipids or fatty acids is described in Christie, William W., Advances in Lipid Methodology, Ayr/Scotland: Oily Press (Oily Press Lipid Library; 2); Christie, William W., Gas Chromatography and Lipids. A Practical Guide - Ayr, Scotland: Oily Press, 1989, Repr. 1992, IX, 307 pp. (Oily Press Lipid Library; 1); "Progress in Lipid Research", Oxford: Pergamon Press, 1 (1952) - 16 (1977) under the title: Progress in the Chemistry of Fats and Other Lipids CODEN.

[0157] In addition to measuring the end product of the fermentation, it is also possible to analyze other components of the metabolic pathways which are used for the production of the desired compound, such as intermediates and by-products, in order to determine the overall production efficiency of the compound. The analytical methods comprise measuring the amount of nutrients in the medium (for example sugars, hydrocarbons, nitrogen sources, phosphate and other ions), measuring the biomass composition and the growth, analyzing the production of conventional metabolites of biosynthetic pathways and measuring gases which are generated during the fermentation. Standard methods for these measurements are described in Applied Microbial Physiology; A Practical Approach, P.M. Rhodes and P.F. Stanbury, Ed., IRL Press, p. 103-129; 131-163 and 165-192 (ISBN: 0199635773) and references cited therein.

[0158] One example is the analysis of fatty acids (abbreviations: FAME, fatty acid methyl ester; GC-MS, gas liquid chromatography/mass spectrometry; TAG, triacylglycerol; TLC, thin-layer chromatography).

[0159] Unambiguous proof for the presence of fatty acid products can be obtained by analyzing recombinant organisms using standard analytical methods: GC, GC-MS or TLC, as described on several occasions by Christie and the references therein (1997, in: Advances on Lipid Methodology, Fourth Edition: Christie, Oily Press, Dundee, 119-169; 1998, Gaschromatographie-Massenspektrometrie-Verfahren [Gas chromatography/mass spectrometry methods], Lipide 33:343-353).

[0160] The material to be analyzed can be disrupted by sonication, grinding in a glass mill, liquid nitrogen and grinding or via other applicable methods. After disruption, the material must be centrifuged. The sediment is resuspended in distilled water, heated for 10 minutes at 100°C, cooled on ice and recentrifuged, followed by extraction for one hour at 90°C in 0.5 M sulfuric acid in methanol with 2% dimethoxypropane, which leads to hydrolyzed oil and lipid compounds, which give transmethylated lipids. These fatty acid methyl esters are extracted in petroleum ether and finally subjected to a GC analysis using a capillary column (Chrompack, WCOT Fused Silica, CP-Wax-52 CB, 25 micrometer, 0.32 mm) at a temperature gradient of between 170°C and 240°C for 20 minutes and 5 minutes at 240°C. The identity of the resulting fatty acid methyl esters must be defined using standards which are available from commercial sources (i.e. Sigma).

Example 4: Cloning desaturase genes

[0161] The fungus *Mycocentrospora acerina* was grown for five days at 25°C in 50 ml of liquid medium (3 g/l yeast extract, 3 g/l malt extract, 3 g/l peptone, 10 g/l glucose, 0.68 g/l K₂HPO₄ pH 6.0) on a shaker at 200 rpm. After the cells were harvested by centrifugation at 2000 x g, 5 min, 4°C, 2 g of cell pellet were obtained. The pellet was washed 3x with distilled water. Total-RNA was isolated using the RNeasy plant mini Kit (Quiagen, Hilden, Germany) in accordance with the manufacturer's instructions. This RNA was employed in order to obtain "5'-RACE-ready" and "3'-RACE ready" cDNA using the SMART RACE cDNA Amplification Kit (Clontech, Heidelberg, Germany), following the manufacturer's instructions. To isolate novel desaturase genes, the following degenerate primers were employed in combination with the "5'-RACE ready" cDNA:

Deg.1 (SEQ ID No.: 42):

5'-TGGGTI(C/T)T(T/C/G)GCICA(C/T)GA(A/G)TG(C/T)GG(A/T/C)CA-3'

Deg.2 (SEQ ID No.: 43):

5'-TTIGG(A/G)TCIGT(A/G)TG(C/T)TG(A/C/G)A(A/G)(A/G)AAIGT-3'

[0162] The following PCR protocol was employed for the amplification:

a) 2 min at 95°C,

b) 30 sec at 94°C

30 sec at 55-72°C

2 min at 72°C

Number of cycles: 30

c) 10 min at 72°C

[0163] PCR amplicates were sequenced after having been cloned into pCR2.1-TOPO (Invitrogen, Karlsruhe, Germany) following the manufacturer's instructions. One sequence showed homology to known Δ -12 and Δ -15 desaturases (Sayanova O et al. J. Biol. Chem., 2006, 281, 36533-36541) in the ClustalW alignment (Thompson JD, et al., Nucleic Acids Res., 1994, 22: 4673-4680). This known sequence section was extended at both ends (5' and 3') by Rapid Amplification of cDNA Ends (RACE) by means of the SMART RACE cDNA Amplification Kit (Clontech, Heidelberg, Germany). To this end, the following sequence-specific primers were derived in the known sequence region:

5RACE1 (SEQ ID No.: 44): 5'-ATGAAGACCATGTCGCGCTCCATGT-3'

3RACE1 (SEQ ID No.: 45): 5'-GACGAGCACCTCATCCTGCTTAG-3'

[0164] These primers in combination with the "5'-RACE ready" or "3'-RACE ready" cDNA of the fungus *Mycocentrospora acerina* gave the complete mRNA sequence (SEQ ID No.:15, Table 1).

[0165] For the other candidate sequences listed, complete genomic sequences were identified in a first step, in accordance with database entries. In a further step, the coding sequence was extracted with the aid of methods of bioinformatics. In order to obtain the corresponding coding sequence from the organisms, these can be amplified in a PCR reaction from cDNA preparations, using the primer sequences defined in Table 1. This may give rise to fragments as are described in Table 2.

[0166] By searching for conserved regions in the protein sequences, derived from the DNA, of the organisms *Cochliobolus heterostrophus* C5, *Cyanospora* sp. CCY0110 and *Mycocentrospora acerina*, it was possible to identify sequences with putative Δ 12-desaturase activity or Δ 15-desaturase activity. In particular when a succession of the desaturase motif 1 "GX₁₀HX₃HX₁₃GX₉PX₃WX₃H" (SEQ ID No: 46), the desaturase motif 2 "PX₁₄(H/Q)H" (SEQ ID No: 47) and either the desaturase motif 3 "HX₂HHX₅PXY" (SEQ ID No: 48) or the desaturase motif 4 "HX₂HHX₆PXY" (SEQ ID No: 49) are found in the sequence, this is indicative of Δ 12-desaturases, or Δ 15-desaturases, where X stands for any amino acid. Whether it is a putative Δ 12-, Δ 15- or omega3-desaturase can be deduced from the amino acid at the variable position 16 of the desaturase motif 2 (H or Q): Q = glutamine is indicative of putative Δ 12-desaturases, H = histidine is indicative of putative Δ 15- or omega3-desaturases.

Table 1: Primer sequences for cloning the desaturases which have been identified.

Name of gene	Organism	Primer sequence (5'-3')	SEQ ID No:
D15Des(Ch)	<i>Cochliobolus heterostrophus</i> C5	Forward: atgattacgactacgcacc Reverse: ttaagccttggtctggacc	4 6
D15Des(Cy)	<i>Cyanothece</i> sp. CCY0110	Forward: atgcagcaacctatgactgtg Reverse: ttaaaactttctagattcac	11 13
D12Des(Mac)	<i>Mycocentro spora acerina</i>	Forward: atggcctcgaccaccgcccgc Reverse: ttactcgtgtcactctcag	18 19
ω 3Des(Hp)	<i>Hyaloperonospora parasitica</i>	Forward: atggcgaccaagcaatcgg Reverse: ctaagctgctttggcatcac	53 55

Table 2: Coding polynucleotide or amino acid sequences of the desaturases which have been identified.

Name of gene	Organism	Nucleotides in bp	SEQ ID No:	Amino acids	SEQ ID
D15Des(Ch)	<i>Cochliobolus heterostrophus</i> C5	1215	2	404	3
D15Des(Cy)	<i>Cyanothece</i> sp. CCY0110	1050	9	349	10
D12Des(Mac)	<i>Mycocentrospora acerina</i>	1488	16	495	17
ω 3Des(Hp)	<i>Hyaloperonospora parasitica</i>	1086	51	361	52

Table 3: Genomic sequences (gDNA) or transcript sequences (mRNA) of the desaturases which have been identified.

Name of gene	Organism	Type of sequence	Nucleotides in bp	SEQ ID
D15Des(Ch)	<i>Cochliobolus heterostrophus</i> C5	gDNA	1870	1
D15Des(Cy)	<i>Cyanothece</i> sp. CCY0110	gDNA	1667	4
D12Des(Mac)	<i>Mycocentrospora acerina</i>	mRNA	1932	7
ω 3Des(Hp)	<i>Hyaloperonospora parasitica</i>	gDNA	1300	50

[0167] To characterize the functions of the individual sequences, the open reading frame of the DNA (Table 2) is cloned downstream of the galactose-inducible GAL1 promoter of pYES2.1/V5-His-TOPO (Invitrogen), giving rise to the plasmids pYES-D15Des(Ch), pYES-D15Des(Cy) or pYes-D12Des(Mac). Then, following manufacturer's instructions, these plasmids can then be transformed into the yeast strain INVSC-1 (Invitrogen) and selected for uracil auxotrophism on plates with DOB-U agar. Positive colonies are identified by PCR. To this end, PCR is carried out in each case with 1 μ l of defrosted cells, 200 μ M dNTPs, 2.5 U *Taq*-polymerase and 100 pmol of each primer in a total volume of 50 μ l. The PCR conditions are as follows: first denaturation at 95°C for 5 minutes, followed by 30 cycles at 94°C for 30 seconds, 55°C for 1 minute and 72°C for 2 minutes, and a last elongation step at 72°C for 10 minutes. In parallel, the empty vector pYES2.1/V5-His-TOPO is transformed in the above-described manner into competent yeast cells of strain INVSC-1. Yeast cells with the plasmids pYES-D15Des(Ch), pYES-D15Des(Cy) or pYes-D12Des(Mac) are incubated for 12 h in liquid DOB-U medium at 28°C and 200 rpm and then grown for a further 12 h in induction medium (DOB-U+2% (w/v) galactose+2% (w/v) raffinose) and 250 μ M of fatty acids which are added into the medium. The specificity and activity of the gene to be characterized can be determined with reference to the added fatty acids.

[0168] Yeasts transformed with the plasmids pYES2/V5-His-TOPO or pYES-D15Des(Ch), pYES-D15Des(Cy) or pYes-D12Des(Mac) are analyzed as follows:

The yeast cells from the main cultures are harvested by centrifugation (100 x g, 5 min, 20°C) and washed with 100 mM NaHCO₃, pH 8.0 to remove residual medium and fatty acids. Starting with the yeast cell sediments, fatty acid methyl esters (FAMES) are prepared by acid methanolysis. To this end, the cell sediments are incubated for one hour at 80°C together with 2 ml of 1 N methanolic sulfuric acid and 2% (v/v) of dimethoxypropane. The FAMES are extracted twice with petroleum ether (PE). To remove nonderivatized fatty acids, the organic phases are washed

EP 2 669 380 B1

in each case once with 2 ml of 100 mM NaHCO₃, pH 8.0 and 2 ml of distilled water. Thereafter, the PE phases are dried with Na₂SO₄, evaporated under argon and taken up in 100 μl of PE. The samples are separated on a DB-23 capillary column (30 m, 0.25 mm, 0.25 μm Agilent) in a Hewlett-Packard 6850 gas chromatograph equipped with flame ionization detector. The conditions for the GLC analysis are as follows: the oven temperature was programmed from 50°C to 250°C with an increment of 5°C/min and finally 10 min at 250°C (holding).

[0169] The signals are identified by comparing the retention times with corresponding fatty acid standards (Sigma). The methodology is described for example in Napier and Michaelson, 2001, *Lipids*. 36(8):761-766; Sayanova et al., 2001, *Journal of Experimental Botany*. 52(360):1581-1585, Sperling et al., 2001, *Arch. Biochem. Biophys.* 388(2):293-298 and Michaelson et al., 1998, *FEBS Letters*. 439(3):215-218.

[0170] *Activity and substrate determination of the desaturases which have been identified* The substrate specificity of D15Des(Ch) or D15Des(Cy) can be determined after expression and after the feeding of various fatty acids. Departing from the conserved desaturase motif 2 (SEQ ID No. 47), the following activity was found for the coding sequences (Table 4).

Table 4: Activity of the desaturases which have been identified

Name of gene	Organism	Activity	Polynucleotide SEQ ID No:	Polypeptide SEQ ID No:
D15Des(Ch)	<i>Cochliobolus heterostrophus</i> C5	Δ12-desaturase	2	3
D15Des(Cy)	<i>Cyanothece sp. CCY0110</i>	Δ15-desaturases	5	6
ω3Des(Hp)	<i>Hyaloperonospora parasitica</i>	ω3-desaturase	51	52

[0171] These activities which have been found were additionally verified by expressing the desaturases in yeast. Table 4A lists the conversion of various fatty acid substrates into the expected fatty acid products. Except for the fatty acid 18:1n-9, all substrates were fed in the experiment and are therefore present in excess. Figure 2 shows the chromatograms of the individual experiments.

Table 4A: Feeding of yeasts

Sample name/fatty acid fed	Reaction step observed				Conversion rate (%)		Activity observed	Fig.
	Substrate (% of total fatty acid content)		Product (% of total fatty acid content)		Expected	Observed		
pYES2 empty vector / 18:2n-9	18:2n-6	25.3	18:3n-3	0.0	-	-	-	4a
d15Des(Ch) / 18:2n-9	18:2n-6	6.3	18:3n-3	5.7	> 0	47.5	Δ15-des.	4b
d15Des(Cy) / 18:2n-9	18:2n-6	13.0	18:3n-3	0.9	> 0	6.4	Δ15-des.	4c
ω ³ Des(Hp) / 18:2n-9	18:2n-6	12.6	18:3n-3	0.0	> 0	0.0	-	
ω ³ Des(Hp) / 20:3n-6	20:3n-6	6.3	20:4n-3	0.6	> 0	8.6	ω3-Des	
ω ³ Des(Hp) / 20:4n-6	20:4n-6	5.7	20:5n-3	1.8	> 0	24.0	ω3-Des	

[0172] By way of control for the assay for Δ15-desaturase activity, yeasts were transformed with the pYES empty vector, the fatty acid 18:2n-6 was fed, and the fatty acid profile was analyzed (Figure 2A). In comparison, the additional fatty acid 18:3n-3 can be observed in yeasts which express the desaturases d15Des(Ch) and d15Des(Cy) (Figure 2B, 2C). These desaturases which have been assayed therefore have Δ15-desaturase activity.

EP 2 669 380 B1

Example 5: Production of transgenic plants for the production of long-chain polyunsaturated fatty acids

[0173] To produce long-chain polyunsaturated fatty acids in plants, various genes of the metabolic pathway are combined on a binary vector. To produce the fatty acid eicosapentaenoic acid (20:5 Δ 5,8,11,14,17), genes as described in Table 5 are combined. Analogously, the genes as described in Table 6 are combined for producing the fatty acid docosahexaenoic acid (22:6 Δ 4,7,10,13,16,19).

Table 5: Gene combination for the production of eicosapentaenoic acid

Gene	Activity	SEQ ID No.
D6Des(Pir)	Δ 6-desaturase	22
D6Elo(Pp)	Δ 6-elongase	31
D5Des(Tc)	Δ 5-desaturase	25
ω 3-Des(Pi)	ω 3-desaturase	28
D15Des(Ch)	Δ 12-desaturases	2
D15Des(Cy)	Δ 15-desaturase	9
D12Des(Mac)	Δ 12-/015-desaturase	16
ω 3Des(Hp)	ω 3-desaturase	51

Table 6: Gene combination for the production of docosahexaenoic acid

Gene	Activity	SEQ ID No.
D6Des(Pir)	Δ 6-desaturase	22
D6Elo(Pp)	Δ 6-elongase	31
D5Des(Tc)	Δ 5-desaturase	25
ω 3Des(Pi)	ω 3-desaturase	28
D15Des(Ch)	(12-desaturase	2
D15Des(Cy)	(15-desaturase	9
ω 3Des(Hp)	ω 3-desaturase	
D12Des(Mac)	(12-/(15-desaturase	16
D5Elo(Ot)	Δ 5-elongase	34
D4Des(Tc)	Δ 4-desaturase	37

[0174] Further transformation vectors based on pSUN-USP were generated for the transformation of plants. To this end, NotI cleavage sites were introduced at the 5' and at the 3' end of the coding sequence, using the following primer pairs (see Table 7).

Composition of the PCR mix (50 μ l):

[0175]

5.00 μ l template cDNA

5.00 μ l 10x buffer (Advantage polymerase) + 25mM MgCl₂

5.00 μ l 2mM dNTP

1.25 μ l of each primer (10 pmol/ μ L)

EP 2 669 380 B1

0.50 μ l Advantage polymerase

The Advantage polymerase from Clontech is employed.

5 PCR reaction conditions:

[0176]

10 Annealing temperature: 1 min 55°C

Denaturation temperature: 1 min 94°C

Elongation temperature: 2 min 72°C

15 Number of cycles: 35

Table 7: Primer sequences (for cloning transformation vectors based on pSUN-USP)

Gene	Primer	SEQ ID No.
D6-Des(Pir)	Fwd: gcggccgcgcatggtggacctcaagcctgg	23
	Rvs: gcggccgttacatcgctgggaactcgg	24
D5-Des(Tc)	Fwd: gcggccgcgcatgggcaagggcagcgaggg	26
	Rvs: gcggccgcgctcagtcctgcttcttggtgc	27
03-Des(Pi)	Fwd: gcggccgcgcatggcgacgaaggaggcgta	29
	Rvs: gcggccgcgttacgtggacttggtcttgcc	30
D6-Elo(Pp)	Fwd: gcggccgcgcatggaggtcgtggagagattc	32
	Rvs: gcggccgcgtcactcagtttagctccc	33
D15Des(Ch)	Fwd: gcggccgcgcatgattacgactacgcacc	5
	Rvs: gcggccgcgttaagccttggtcttgacc	7
D15Des(Cy)	Fwd: gcggccgcgcatgcagcaacctatgactgtg	12
	Rvs: gcggccgcgttaaaacttctagattcac	14
D12Des(Mac)	Fwd: gcggccgcgcatggcctcgaccaccgcccgc	20
	Rvs: gcggccgcgttactcgttgactctcag	21
03Des(Hp)	Fwd: gcggccgcgcatggcgaccaagcaatcgg	54
	Rvs: gcggccgcgctaagctgcttggcatcac	56
D5Elo(Ot)	Fwd: gcggccgcgcatgagcgctccggtcgctg	35
	Rvs: gcggccgcgttagtcaattttc	36
D4Des(Tc)	Fwd: gcggccgcgcatgacggtcggtacgacgag	38
	Rvs: gcggccgcgtcaggcagcgctgccagg	39

[0177] The PCR products are incubated with the restriction enzyme NotI for 4 h at 37°C. The plant expression vector pSUN300-USP is incubated in the same manner. Thereafter, the PCR products and the 7624 bp vector are separated by agarose gel electrophoresis, and the corresponding DNA fragments are excised. The DNA is purified by means of the Qiagen gel purification kit, following the manufacturer's instructions. Thereafter, vector and PCR products are ligated. The Rapid Ligation kit from Roche is used for this purpose. The plasmids generated are verified by sequencing.

[0178] pSUN300 is a derivative of the plasmid pPZP (Hajdukiewicz, P., Svab, Z., Maliga, P., (1994) The small versatile pPZP family of Agrobacterium binary vectors for plant transformation. Plant Mol Biol 25:989-994). pSUN-USP originated from pSUN300, by inserting a USP promoter into pSUN300 in the form of an EcoRI fragment. The polyadenylation signal is the OCS gene from the A. tumefaciens Ti plasmid (ocs-Terminator, Genbank Accession V00088) (De Greve, H., Dhaese, P., Seurinck, J., Lemmers, M., Van Montagu, M. and Schell, J. Nucleotide sequence and transcript map of the Agrobacterium tumefaciens Ti plasmid-encoded octopine synthase gene J. Mol. Appl. Genet. 1 (6), 499-511 (1982).

EP 2 669 380 B1

The USP promoter corresponds to nucleotides 1 to 684 (Genbank Accession X56240), where part of the noncoding region of the USP gene is present in the promoter. The promoter fragment which is 684 base pairs in size was amplified by a PCR reaction using standard methods with the aid of a synthesized primer and by means of a commercially available T7 standard primer (Stratagene)

(Primer sequence:

[0179]

5'-GTCGACCCGCGGACTAGTGGGCCCTCTAGACCCGGGGGATCC
GGATCTGCTGGCTATGAA-3') [SEQ ID NR: 82].

[0180] The PCR fragment was recut with EcoRI/Sall and inserted into the vector pSUN300 with OCS terminator. This gave rise to the plasmid named pSUN-USP, which can be employed for transforming plants by means of *Agrobacterium tumefaciens*.

a) Generation of transgenic oilseed rape plants (modified method of Moloney et al., 1992, Plant Cell Reports, 8:238-242)

[0181] To generate transgenic oilseed rape plants, binary vectors such as the pSUN plasmids described hereinabove are transformed into *Agrobacterium tumefaciens* C58C1:pGV2260 (Deblaere et al, 1984, Nucl. Acids. Res. 13, 4777-4788). A 1:50 dilution of an overnight culture of a positively transformed agrobacterial colony in Murashige-Skoog medium (Murashige and Skoog 1962 Physiol. Plant. 15, 473) supplemented with 3% sucrose (3MS medium) is used for transforming oilseed rape plants (cv. Westar). Petioles or hypocotyls of freshly germinated sterile oilseed rape plants (in each case approx. 1 cm²) are incubated with a 1:50 agrobacterial dilution for 5-10 minutes in a Petri dish. This is followed by 3 days of coincubation in the dark at 25°C on 3MS medium supplemented with 0.8% Bacto agar. After 3 days, the cultivation is continued with 16 hours light/8 hours dark and is continued, in a 1-week rhythm, on MS medium supplemented with 500 mg/l Claforan (cefotaxim-sodium), 50 mg/l kanamycin, 20 µM benzylaminopurine (BAP) and 1.6 g/l glucose. Growing shoots are transferred to MS medium supplemented with 2% sucrose, 250 mg/l Claforan and 0.8% Bacto agar. If no roots have formed after three weeks, the growth hormone 2-indolebutyric acid is added to the medium to promote rooting.

[0182] Regenerated shoots are obtained on 2MS medium supplemented with kanamycin and Claforan, transferred into soil once rooted, and after cultivation for two weeks grown in a controlled-environment cabinet or in a greenhouse, flowering is induced, mature seeds are harvested and analyzed for expression of the desaturase or elongase genes by means of lipid analyses as described by way of example in Qiu et al. 2001, J. Biol. Chem. 276, 31561-31566.

b) Generation of transgenic linseed plants

[0183] Transgenic linseed plants can be generated for example by the method of Bell et al., 1999, In Vitro Cell. Dev. Biol.-Plant. 35(6):456-465 by means of particle bombardment. Agrobacterial-mediated transformations can be effected for example as described by Mlynarova et al. (1994), Plant Cell Report 13: 282-285.

SEQUENCE LISTING

[0184]

<110> BASF Plant Science GmbH

<120> Desaturases and process for the production of polyunsaturated fatty acids in transgenic organisms

<130> BPS66115PC

<160> 56

<170> PatentIn version 3.5

<210> 1

<211> 1870

EP 2 669 380 B1

<212> DNA

<213> Cochliobolus heterostrophus C5

<400> 1

5
 ttgaaatctc ggttcgagac ccactgttac gtaccgccat agacacgaag gcggtgtctg 60
 gtgcacatcg ctgccctcgc gacgttgaaa cgatgtcgg gtccgttgag cttaggctgt 120
 10 atcaaggggc agagttttcg tgctcaacc agccgctatc ggtacaaaag gctgaccacc 180
 gtcccccccc gtgtctgaac gagtgtccct tccattccct ttcttcccaa ccatgattac 240
 gactacgcac cgtgtccacg aggetcctgt caagaccagg cttacggctg tggccgatgt 300
 15 ccggcccatt cccgacgtca agaccctcaa ggatgccatt cccgcaaaat gctttgagcg 360
 ctccatgctt cgctccttct cttacgtcgt ccgtgatctc attgtcgtct tctccctttt 420
 20 ctacgctgct gtgcccctgt ctgcctaga cgctccctgg ttcgtcacag ttcccctgtg 480
 ggccctatac agcttcgtcc agggctggtt cttcaactgt ctctggattc ttgccacga 540
 ttgoggccat gactctttct ccgagaacct caccgtcaac gccattaccg gctggttcct 600
 25 ccactgcatg ttgatggtcc ccttcttcag ctggaagttc agccacgccc gccaccaccg 660
 ataccacaac cacatggaca aggacaccgt cttcgtgccc caccgcaagt ccgacgtcga 720
 30 ggccaagaag accaagccaa ccctcctcga gaaaatcatg gaccactcag ccgctgacac 780
 gceeatcatc acggtcgtt ctctccttcc ccaccaagtc cttggctggc cagcttacat 840
 tctgatgaac gccggcgctg gcaagaagag cttgaccaag ggagaccgct aacttcttc 900
 35 ccgctacaag caaagtcatt tggatcccac tgcccacgta ttcaccccgct ctgaggctcc 960
 ttttgtcgct ctgagcaatg tcggcctcat cctcacaatg actgctctgt atgtctggtc 1020
 ccgcagcgtt ggaacttcga ccgttcttct cgcgtatggt ctcccttacc tctggatgaa 1080
 40 ccactggatc ggtaagcgtg tcgttcccc gagctgcaaa gtagtgaaaa ctaattctcc 1140
 acagtcgcta ttacttacct tcaccacact caccocgagg ctctcacta cgaggctgac 1200
 45 aactggactt ttatcaaggc cgctgcctca actgtggacc gtgattttgg cttcattggc 1260

50

55

EP 2 669 380 B1

cgccacatct tccacggcat cattgagtac cacgtcgttc accacatggt cccgtaagtt 1320
 tgacctatac cgagccacca ccatgtcttg gtcactccaa ctcttcgctc tgagcccagc 1380
 5 tgacgtgtat tagacgcatt cccttctacc acgccgagga ggccacttgg gctattgccc 1440
 ctcttcttgg cgaacgctac atccagcaaa agaccaactt tttcggtgac ttgtggcaaa 1500
 gcttcaccac ttgcaagacc gttgagccgg gcaactggcgt ccacgctgga ggattggtct 1560
 10 ggtccaagac caaggcttaa ggcttgcgca gtttggtttg cgaaatgaaa cgaggcaaat 1620
 gaaattagac tctagacaat agaaggttta atccgatcct atctttcagt aatcccgggt 1680
 15 acatgcctaa acacaacttg gtgagatgat atgttggcac gaaagattta gttggtgctg 1740
 cttaggtgaa ttgccgactg atgacgtcgt gtgttgatca tctccggtca cgtgaataca 1800
 caaggtgggtg caggcactcc aacttggttg agctgactga tcgagagaac tccttgatct 1860
 20 ccagaattaa 1870

<210> 2

<211> 1215

25 <212> DNA

<213> Cochliobolus heterostrophus C5

<400> 2

30

35

40

45

50

55

EP 2 669 380 B1

atgattacga ctacgcaccg tgtccacgag gtcctctgtca agaccaggct tacggctgtg 60
 gccgatgtcc ggcccatcc cgacgtcaag accctcaagg atgccattcc cgcaaaatgc 120
 5 tttgagcget ccatgcttcg ctccctctct tacgtcgtcc gtgatctcat tgtcgtcttc 180
 tcccttttct acgctgctgt gccctgtct cgctagacg ctccctgggt cgtcacagtt 240
 cccctgtggg ccctatacag ctctgtccag ggctgtttct tcaactggct ctggattctt 300
 10 gccacagatt gcggccatga ctctttctcc gagaacctca cgtcaacgc cattaccggc 360
 tggttcctcc actgcatgtt gatgggtccc ttcttcagct ggaagttcag ccacgcccgc 420
 caccaccgat accacaacca catggacaag gacaccgtct tcgtgcccc cgcgaagtcc 480
 15 gacgtcagag ccaagaagac caagccaacc ctctctgaga aatcatgga ccaactcagcc 540
 gctgacacgc ccatcatcac ggtcgtctct ctcatcttcc accaagtcct tggctggcca 600
 20 gcttacattc tgatgaacgc cggcgtctggc aagaagagct tgaccaaggg agaccgctac 660
 acttcttccc gctacaagca aagtcatttg gatcccactg cccacgtatt caccctctct 720
 gaggctcctt ttgtcgtct gagcaatgtc ggctcatcc tcacaatgac tgctctgtat 780
 25 gtctgggtccc gcagcgttg aacttcgacc gttcttctcg cgtatggctt cccttacctc 840
 tggatgaacc actggatcgt cgctattact taccttcacc aactcacc cgaggctcct 900
 cactacgagg ctgacaactg gacttttata aagggcgtct cctcaactgt ggaccgtgat 960
 30 tttggcttca ttggccgcca catcttcac ggcatcattg agtaccacgt cgttcaccac 1020
 atgttcccac gcattccctt ctaccacgcc gaggaggcca cttgggctat tgcccctctt 1080
 35 cttggcgaac gctacatcca gcaaaagacc aactttttcg gtgacttgtg gcaaagcttc 1140
 accacttgca agaccgttga gccgggcact ggcgtccacg ctggaggatt ggtctgttcc 1200
 40 aagaccaagg cttaa 1215

<210> 3

<211> 404

<212> PRT

45 <213> Cochliobolus heterostrophus C5

<400> 3

50

55

EP 2 669 380 B1

Met Ile Thr Thr Thr His Arg Val His Glu Ala Pro Val Lys Thr Arg
 1 5 10 15

5
 Leu Thr Ala Val Ala Asp Val Arg Pro Ile Pro Asp Val Lys Thr Leu
 20 25 30

10
 Lys Asp Ala Ile Pro Ala Lys Cys Phe Glu Arg Ser Met Leu Arg Ser
 35 40 45

15
 Phe Ser Tyr Val Val Arg Asp Leu Ile Val Val Phe Ser Leu Phe Tyr
 50 55 60

20
 Ala Ala Val Pro Leu Ser Arg Leu Asp Ala Pro Trp Phe Val Thr Val
 65 70 75 80

25
 Pro Leu Trp Ala Leu Tyr Ser Phe Val Gln Gly Cys Phe Phe Thr Gly
 85 90 95

30
 Leu Trp Ile Leu Ala His Asp Cys Gly His Asp Ser Phe Ser Glu Asn
 100 105 110

35
 Leu Thr Val Asn Ala Ile Thr Gly Trp Phe Leu His Cys Met Leu Met
 115 120 125

40
 Val Pro Phe Phe Ser Trp Lys Phe Ser His Ala Arg His His Arg Tyr
 130 135 140

45
 His Asn His Met Asp Lys Asp Thr Val Phe Val Pro His Arg Lys Ser
 145 150 155 160

50
 Asp Val Glu Ala Lys Lys Thr Lys Pro Thr Leu Leu Glu Lys Ile Met
 165 170 175

55

EP 2 669 380 B1

Asp His Ser Ala Ala Asp Thr Pro Ile Ile Thr Val Ala Ser Leu Ile
180 185 190

5 Phe His Gln Val Leu Gly Trp Pro Ala Tyr Ile Leu Met Asn Ala Gly
195 200 205

10 Ala Gly Lys Lys Ser Leu Thr Lys Gly Asp Arg Tyr Thr Ser Ser Arg
210 215 220

15 Tyr Lys Gln Ser His Leu Asp Pro Thr Ala His Val Phe Thr Pro Ser
225 230 235 240

Glu Ala Pro Phe Val Ala Leu Ser Asn Val Gly Leu Ile Leu Thr Met
245 250 255

20 Thr Ala Leu Tyr Val Trp Ser Arg Ser Val Gly Thr Ser Thr Val Leu
260 265 270

25 Leu Ala Tyr Gly Leu Pro Tyr Leu Trp Met Asn His Trp Ile Val Ala
275 280 285

30 Ile Thr Tyr Leu His His Thr His Pro Glu Ala Pro His Tyr Glu Ala
290 295 300

35 Asp Asn Trp Thr Phe Ile Lys Gly Ala Ala Ser Thr Val Asp Arg Asp
305 310 315 320

Phe Gly Phe Ile Gly Arg His Ile Phe His Gly Ile Ile Glu Tyr His
325 330 335

40 Val Val His His Met Phe Pro Arg Ile Pro Phe Tyr His Ala Glu Glu
340 345 350

45 Ala Thr Trp Ala Ile Ala Pro Leu Leu Gly Glu Arg Tyr Ile Gln Gln
355 360 365

Lys Thr Asn Phe Phe Gly Asp Leu Trp Gln Ser Phe Thr Thr Cys Lys
370 375 380

50 Thr Val Glu Pro Gly Thr Gly Val His Ala Gly Gly Leu Val Trp Ser
385 390 395 400

55 Lys Thr Lys Ala

<210> 4
<211> 19

EP 2 669 380 B1

<212> DNA
 <213> Artificial

 <220>
 5 <223> Primer

 <400> 4
 atgattacga ctacgcacc 19

 10 <210> 5
 <211> 30
 <212> DNA
 <213> Artificial

 15 <220>
 <223> Primer

 <400> 5
 20 gcggccgcgc catgattacg actacgcacc 30

 <210> 6
 <211> 20
 <212> DNA
 <213> Artificial
 25
 <220>
 <223> Primer

 <400> 6
 30 ttaagccttg gtcttgacc 20

 <210> 7
 <211> 29
 <212> DNA
 35 <213> Artificial

 <220>
 <223> Primer

 40 <400> 7
 gcggccgcgt taagccttgg tcttgacc 29

 <210> 8
 <211> 1667
 45 <212> DNA
 <213> Cyanothece sp. CCY0110

 <400> 8

 50 gagatgatga cttaaccggt acctttcgtc gaaatcctcc attaccacca cgaggagaat 60
 ggaacgatta aaggattttg ctttttgta ctaatgtcgg taaacagtcc ccaagctata 120
 55 aagggcgcaa gttttgcgcc ttttaatttt gaaagtagaa aaaattgacc ccaacacat 180
 ctagagcaaa ggttcttgaa gtagtaactt gtaacagtag agtatgtcaa ctgctaatag 240

EP 2 669 380 B1

tataataggt aagattaaga aaaattaagt ttttctcgac attaggttta aataaggaga 300
tccaacagcg aatgcagcaa cctatgactg tgaagcgacc agaaccaaaa gtggtcgacc 360
5 taccttttac gttacaagat attagagaag ccatccccc tcattgtttt gagtcatctg 420
ctataaaatc cctggccttat tttttttggg atatttttgt catatctggt ctatatgcga 480
10 tcgcttattc tttggattct tggttttttt ggccgatttt ttgggtcatg caaggaacta 540
tgttttgggc attatttgtt gtcggacatg attgtggcca tggttctttt tctcgctaca 600
aatggttaaa taatctcatt ggtcatcttt ccatactcc cattttagtc ccatttcatg 660
15 ggtggcgtat tagtcatcgc actcatcata aaaatactgg taatattgat acggatgaaa 720
gttggtatcc tatcacagaa tctaaatata atgagatggg atggttagaa aagtttgccc 780
20 gttttaaact ggttttatct ctgtatcctc tttatttatt taagcgttcc ccaggagaaa 840
aaggaagtca tttcgatcct aagagcgatc tattccgtcc atctgaaaaa tgggatgttt 900
taactagcac tatttgcttg attggtatgg ttgctttggt aggtttttta acttatcaat 960
25 tcggcttttt gtggttactt aaatattatt taggacctta tcttgttttt gtgatttgggt 1020
tagatttagt taccttttta catcacactg atcctgatgt tccttggtat cgggggaaag 1080
attggtactt tttaaaaggg gcattatcta cggtagatca tgattatggg tttatcaatg 1140
30 atatccatca taatattggt actcatggtg ctcatcatat ctttttgacc atgcctcatt 1200
accatttaaa aaccgcaaca gaagcatta aaccgtttt aggtgactat tatcgtaagt 1260
35 caaattactc tatttttagaa gcatttattc ggggctacaa tatttgtcat gtggttcccg 1320
atgaaggggg taaggtttat tgtgaatcta gaaagtttta agttttaatt cttctttcta 1380
gttataaaaa acacaatcga attaataataa aaaagggag gtatttaata agtatcttcc 1440
40 ttttactata gaatgaagaa aaaaaataaa atttcaaatt tcctagtata aatatatttg 1500
caaagaatta tagagaagtt aatgtaaac aagatcaaga aaacaagtta ataaaaaat 1560
ggaaattaga agagaataat ttatattcat tatgaatgta atacattgat ctattgttaa 1620
45 cttttccaat ttttagaata attctgtaac ctattgtaaa aacagaa 1667

<210> 9

<211> 1050

50 <212> DNA

<213> Cyanothecce sp. CCY0110

<400> 9

55

EP 2 669 380 B1

atgcagcaac ctatgactgt gaagcgacca gaaccaaag tggtcgacct accttttacg 60
 ttacaagata ttagagaagc catccccct cattgttttg agtcatctgc tataaaatcc 120
 5 ctggccttatt ttttttggga ttttttgtc atatctgttc tatatgcgat cgcttattct 180
 ttggattcctt ggtttttttg gccgattttt tgggtcatgc aaggaactat gttttgggca 240
 10 ttatttggtg tgggacatga ttgtggccat ggttcttttt ctcgctacaa atggttaaat 300
 aatctcattg gtcatctttc ccatactccc attttagtcc catttcatgg gtggcgtatt 360
 15 agtcatcgca ctcatcataa aaatactggt aatattgata cggatgaaag ttggtatcct 420
 atcacagaat ctaaataataa tgagatggga tggtagaaa agtttgcccg ttttaactg 480
 gttttatttc tgtatcctct ttatttattt aagcgttccc caggagaaa aggaagtcac 540
 20 ttcgatccta agagcgatct attccgtcca tctgaaaaat gggatgtttt aactagcact 600
 atttgcttga ttggtatggt tgctttgta ggttttttaa cttatcaatt cggctttttg 660
 tggttactta aatattattt aggaccttat cttgtttttg tgatttggtt agatttagtt 720
 25 acctttttac atcacactga tcctgatggt cttgggtatc gggggaaaga ttggtacttt 780
 ttaaaagggg cattatctac ggtagatcat gattatgggt ttatcaatga tatccatcat 840
 30 aatattggta ctcatgttgc tcatcatatc tttttgacca tgcctcatta ccatttaaaa 900
 accgcaacag aagccattaa acccgtttta ggtgactatt atcgtaagtc aaattactct 960
 attttagaag catttattcg gggctacaat atttgcacat tggttcccga tgaagggggt 1020
 35 aaggtttatt gtgaatctag aaagttttaa 1050

<210> 10

<211> 349

40 <212> PRT

<213> Cyanothece sp. CCY0110

<400> 10

45

50

55

EP 2 669 380 B1

1 Met Gln Gln Pro Met Thr Val Lys Arg Pro Glu Pro Lys Val Val Asp
 5 5 10 15
 5 Leu Pro Phe Thr Leu Gln Asp Ile Arg Glu Ala Ile Pro Pro His Cys
 20 25 30
 10 Phe Glu Ser Ser Ala Ile Lys Ser Leu Ala Tyr Phe Phe Trp Asp Ile
 35 40 45
 15 Phe Val Ile Ser Val Leu Tyr Ala Ile Ala Tyr Ser Leu Asp Ser Trp
 50 55 60
 20 Phe Phe Trp Pro Ile Phe Trp Val Met Gln Gly Thr Met Phe Trp Ala
 65 70 75 80
 25 Leu Phe Val Val Gly His Asp Cys Gly His Gly Ser Phe Ser Arg Tyr
 85 90 95
 30
 35
 40
 45
 50
 55

EP 2 669 380 B1

Lys Trp Leu Asn Asn Leu Ile Gly His Leu Ser His Thr Pro Ile Leu
 100 105 110
 5
 Val Pro Phe His Gly Trp Arg Ile Ser His Arg Thr His His Lys Asn
 115 120 125
 10
 Thr Gly Asn Ile Asp Thr Asp Glu Ser Trp Tyr Pro Ile Thr Glu Ser
 130 135 140
 15
 Lys Tyr Asn Glu Met Gly Trp Leu Glu Lys Phe Ala Arg Phe Lys Leu
 145 150 155 160
 20
 Val Leu Phe Leu Tyr Pro Leu Tyr Leu Phe Lys Arg Ser Pro Gly Arg
 165 170 175
 25
 Lys Gly Ser His Phe Asp Pro Lys Ser Asp Leu Phe Arg Pro Ser Glu
 180 185 190
 30
 Lys Trp Asp Val Leu Thr Ser Thr Ile Cys Leu Ile Gly Met Val Ala
 195 200 205
 35
 Leu Leu Gly Phe Leu Thr Tyr Gln Phe Gly Phe Leu Trp Leu Leu Lys
 210 215 220
 40
 Tyr Tyr Leu Gly Pro Tyr Leu Val Phe Val Ile Trp Leu Asp Leu Val
 225 230 235 240
 45
 Thr Phe Leu His His Thr Asp Pro Asp Val Pro Trp Tyr Arg Gly Lys
 245 250 255
 50
 Asp Trp Tyr Phe Leu Lys Gly Ala Leu Ser Thr Val Asp His Asp Tyr
 260 265 270
 55
 Gly Phe Ile Asn Asp Ile His His Asn Ile Gly Thr His Val Ala His
 275 280 285
 His Ile Phe Leu Thr Met Pro His Tyr His Leu Lys Thr Ala Thr Glu
 290 295 300
 60
 Ala Ile Lys Pro Val Leu Gly Asp Tyr Tyr Arg Lys Ser Asn Tyr Ser
 305 310 315 320
 65
 Ile Leu Glu Ala Phe Ile Arg Gly Tyr Asn Ile Cys His Val Val Pro
 325 330 335

EP 2 669 380 B1

Asp Glu Gly Gly Lys Val Tyr Cys Glu Ser Arg Lys Phe
 340 345

5 <210> 11
 <211> 21
 <212> DNA
 <213> Artificial

10 <220>
 <223> Primer

<400> 11
 atgcagcaac ctatgactgt g 21

15 <210> 12
 <211> 32
 <212> DNA
 <213> Artificial

20 <220>
 <223> Primer

<400> 12
 25 gcggccgcg ccatgagcaa cctatgactg tg 32

<210> 13
 <211> 20
 <212> DNA
 30 <213> Artificial

<220>
 <223> Primer

<400> 13
 35 ttaaaacttt ctatgattcac 20

<210> 14
 <211> 29
 40 <212> DNA
 <213> Artificial

<220>
 <223> Primer

<400> 14
 45 gcggccgct taaaacttc tagattcac 29

<210> 15
 50 <211> 1932
 <212> DNA
 <213> Mycoentrospora acerina

<900> 15
 55 accctctttc ccctctttcc ttatcgagga ccctcacgac ttgcggttca gggcactcat 60

EP 2 669 380 B1

ccttgaacgg tcagcccaac aataagcgac ctgcatctca acaacagcac ctcaaccgtc 120
 attcggttgc ctgttgctct ttgaagcccc tccagcttct ttactgctcg ctgagacagc 180
 5 cgtcctcgtc gccattgcca tcagcattca ctcgacacct tcacatggc ctcgaccacc 240
 gcccgcgctc aagcccctgt gctgaggcgc cacgttacca ccgagtctgt gccctccacc 300
 atggccaact cgcccaacga ctcgcccaac ggctccgcct ccaacacgtc gctgtcgtcg 360
 10 ctcggtctcg tcgacgagc gcaggccaag aaggcatcca acggtgtcct tctcgacacg 420
 tacggcaacg agttcaagat ccctgacttc accatcaagg acatccgcga tgccatcccc 480
 aagcactgct tcgagcgctc tgccgcccgc agtcttggtc acgttgcccg cgacctggcc 540
 15 atgctcgcca ccaccttcta cctctcctac acattcatca ggcccagata catctcctcc 600
 aaggccgtcc gcgccgtgct gtgggctgga tacactgtca tccaggtctc tgttggcacc 660
 20 ggtctctggg ttcttgccca cgagtgcggc caccaggcct tctccccctc caaggtgctc 720
 aacgacaccg tcggctgggt ctgccactct ctctcctcgc tcccctactt ctcatggaag 780
 atctcccacg gcaagcacca caaggccacc ggccacatgg agcgcgacat ggtcttcatt 840
 25 cccaagacc gcgacgtcta cgctaccgct gtcagcaagc ttatccacga gatctctgag 900
 ctagccgagg agactcccat cgttaccttt atccacatgc tcggtcagca gattggcgga 960
 tggcagatgt acctctttgc caacgtcact ggccacaccc accacgaccg tcagtccgag 1020
 30 ggcaagggtg ttggcaagca gaacggcatg ttcggtggcg tcaaccactt caaccatcc 1080
 agccctctgt acgagaagag ggacgagcac ctcatcctgc ttagcgatct tggccttgc 1140
 35 attgttatcg ctgctctgac ctacgttggc aagattcacg gcttctcaag tgtcctcgtg 1200
 tggtacatca tcccttactt ctgggttcac cactggctcg tcatgatcac ctctcctcag 1260
 cacacggacc ctccctgcc ccactacgac gctgagacgt ggacctacgc ccgtggcgct 1320
 40 ggtgcaacga ttgaccgoga gtttggtctc attggacgca ctctggtcca cggcatcatt 1380
 gagacgcacg ttctccaoca ctacatctcg tcgattcctt tctacaacgc cgatgaggcc 1440
 tctgaggcca tcaagaaggt catgggctcg cactaccgat ctgacgttga gggtggtcc 1500
 45 attggcttcc tcaagtcttt ctggaggagt gcccgcatgt gccagtttgt cgagcccagc 1560
 gaaggtgccg agggcgaggg caagggtgtg cttttcttcc gcaaccacaa tggctctggc 1620
 gttcagcccc gcaagctgga tgcgtctggc aagcctgtcg ttagcaagcg cgccaccaag 1680
 50 atggaggtgg gccctgagag tgacaacgag taaagaggct gcaaggccct tttttcggac 1740
 tagtgaggca aggttgatct ggggtgaagg gcgttttatg gtagcattga ctgcaagatt 1800
 gactttttgg agctgggctg gttacttgat gataaatctt ttttcttctc tcgagcgtta 1860
 55 gagcttagac agcccaagac gatagaagtc gatatcccac ttggaaaaaa aagaaaaaaa 1920

EP 2 669 380 B1

aaaaaaaaaa aa

1932

<210> 16

5 <211> 1488

<212> DNA

<213> Mycoцентроспора acerina

<400> 16

10
 atggcctcga ccaccgcccg cgctcaagcc cctgtgctga ggcgccacgt tacciaocgag 60
 tctgtgccct ccaccatggc caactcgccc aacgactcgc ccaacggctc cgctccaac 120
 15 acgtcgctgt cgtcgctcgg ctccgctgac gacgtgcagg ccaagaaggc atccaacggt 180
 gtccttctcg acacgtacgg caacgagttc aagatccctg acttcacat caaggacatc 240
 20 cgcgatgcca tccccaaagca ctgcttcgag cgctctgccg cccgcagtct tggctacggt 300
 gcccgcgacc tggccatgct cgccaccacc ttctacctct cctacacatt catcaggccc 360
 gagtacatct cctccaaggc cgtccgcgcc gtgctgtggg ctggatacac tgtcatccag 420
 25 ggtcttgttg gcaccggtct ctgggttctt gccacgagt gcggccacca ggccttctcc 480
 ccctccaagg tgctcaacga caccgctcggc tgggtctgcc actctctcct cctcgtcccc 540
 tacttctcat ggaagatctc ccacggcaag caccacaagg ccaccggcca catggagcgc 600
 30 gacatggtct tcattcccaa gaccgcgac gtctacgcta cccgtgtcag caagcttatac 660
 cacgagatct ctgagctagc cgaggagact cccatcgta cctttatcca catgctcgggt 720
 35 cagcagattg gcggatggca gatgtacctc tttgccaacg tcaactggcca caccaccac 780
 gaccgtcagt ccgagggcaa ggggtgttggc aagcagaacg gcatgttcgg tggcgtcaac 840
 cacttcaacc catccagccc tctgtacgag aagagggacg agcacctcat cctgcttagc 900
 40 gatcttggcc ttgctattgt tatcgtgct ctgacctacg ttggcaagat tcacggcttc 960
 tcaagtgtcc tcgtgtggta catcatccct tacttctggg ttcaccactg gctcgtcatg 1020
 atcaccttcc tccagcacac ggacccttcc ctgcccact acgacgctga gacgtggacc 1080
 45 tacgcccgtg gcgctggtgc aacgattgac cgcgagtttg gcttcattgg acgcactctg 1140
 ttccacggca tcattgagac gcacgttctc caccactaca tctcgtcgat tcctttctac 1200
 50 aacgccgatg aggctctga ggccatcaag aaggatcatg gctcgcacta ccgatctgac 1260
 gttgaggggtg gctccattgg ctctctcaag tctttctgga ggagtgcccg catgtgccag 1320
 tttgtcgagc ccagcgaagg tgccgagggc gagggcaagg gtgtgctttt cttccgcaac 1380
 55 cacaatggtc ttggcgttca gccccgcaag ctggatgcgt ctggcaagcc tgctcgttagc 1440
 aagcgcgcca ccaagatgga ggtgggcccct gagagtgaca acgagtaa 1488

EP 2 669 380 B1

<210> 17
<211> 495
<212> PRT
<213> Mycoentrospora acerina

5

<400> 17

10

15

20

25

30

35

40

45

50

55

EP 2 669 380 B1

Met Ala Ser Thr Thr Ala Arg Ala Gln Ala Pro Val Leu Arg Arg His
1 5 10 15

5 Val Thr Thr Glu Ser Val Pro Ser Thr Met Ala Asn Ser Pro Asn Asp
20 25 30

10 Ser Pro Asn Gly Ser Ala Ser Asn Thr Ser Leu Ser Ser Leu Gly Ser
35 40 45

15 Val Asp Asp Val Gln Ala Lys Lys Ala Ser Asn Gly Val Leu Leu Asp
50 55 60

20 Thr Tyr Gly Asn Glu Phe Lys Ile Pro Asp Phe Thr Ile Lys Asp Ile
65 70 75 80

25 Arg Asp Ala Ile Pro Lys His Cys Phe Glu Arg Ser Ala Ala Arg Ser
85 90 95

30 Leu Gly Tyr Val Ala Arg Asp Leu Ala Met Leu Ala Thr Thr Phe Tyr
100 105 110

35 Leu Ser Tyr Thr Phe Ile Arg Pro Glu Tyr Ile Ser Ser Lys Ala Val
115 120 125

40 Arg Ala Val Leu Trp Ala Gly Tyr Thr Val Ile Gln Gly Leu Val Gly
130 135 140

45 Thr Gly Leu Trp Val Leu Ala His Glu Cys Gly His Gln Ala Phe Ser
145 150 155 160

50 Pro Ser Lys Val Leu Asn Asp Thr Val Gly Trp Val Cys His Ser Leu
165 170 175

55 Leu Leu Val Pro Tyr Phe Ser Trp Lys Ile Ser His Gly Lys His His
180 185 190

Lys Ala Thr Gly His Met Glu Arg Asp Met Val Phe Ile Pro Lys Thr
195 200 205

Arg Asp Val Tyr Ala Thr Arg Val Ser Lys Leu Ile His Glu Ile Ser
210 215 220

EP 2 669 380 B1

Glu Leu Ala Glu Glu Thr Pro Ile Val Thr Phe Ile His Met Leu Gly
 225 230 235 240
 5
 Gln Gln Ile Gly Gly Trp Gln Met Tyr Leu Phe Ala Asn Val Thr Gly
 245 250 255
 10
 His Thr His His Asp Arg Gln Ser Glu Gly Lys Gly Val Gly Lys Gln
 260 265 270
 15
 Asn Gly Met Phe Gly Gly Val Asn His Phe Asn Pro Ser Ser Pro Leu
 275 280 285
 20
 Tyr Glu Lys Arg Asp Glu His Leu Ile Leu Leu Ser Asp Leu Gly Leu
 290 295 300
 25
 Ala Ile Val Ile Ala Ala Leu Thr Tyr Val Gly Lys Ile His Gly Phe
 305 310 315 320
 30
 Ser Ser Val Leu Val Trp Tyr Ile Ile Pro Tyr Phe Trp Val His His
 325 330 335
 35
 Trp Leu Val Met Ile Thr Phe Leu Gln His Thr Asp Pro Ser Leu Pro
 340 345 350
 40
 His Tyr Asp Ala Glu Thr Trp Thr Tyr Ala Arg Gly Ala Gly Ala Thr
 355 360 365
 45
 Ile Asp Arg Glu Phe Gly Phe Ile Gly Arg Thr Leu Phe His Gly Ile
 370 375 380
 50
 Ile Glu Thr His Val Leu His His Tyr Ile Ser Ser Ile Pro Phe Tyr
 385 390 395 400
 55
 Asn Ala Asp Glu Ala Ser Glu Ala Ile Lys Lys Val Met Gly Ser His
 405 410 415
 Tyr Arg Ser Asp Val Glu Gly Gly Ser Ile Gly Phe Leu Lys Ser Phe
 420 425 430
 60
 Trp Arg Ser Ala Arg Met Cys Gln Phe Val Glu Pro Ser Glu Gly Ala
 435 440 445
 65
 Glu Gly Glu Gly Lys Gly Val Leu Phe Phe Arg Asn His Asn Gly Leu
 450 455 460

EP 2 669 380 B1

Gly Val Gln Pro Arg Lys Leu Asp Ala Ser Gly Lys Pro Val Val Ser
 465 470 475 480

5 Lys Arg Ala Thr Lys Met Glu Val Gly Pro Glu Ser Asp Asn Glu
 485 490 495

<210> 18

<211> 21

10 <212> DNA

<213> Artificial

<220>

<223> Primer

15

<400> 18

atggcctcga ccaccgccg c 21

<210> 19

20 <211> 32

<212> DNA

<213> Artificial

<220>

25 <223> Primer

<400> 19

gcggccgcgc catggcctcg accaccgccc gc 32

<210> 20

30 <211> 20

<212> DNA

<213> Artificial

<220>

35 <223> Primer

<400> 20

ttactcgttg tcactctcag 20

40

<210> 21

<211> 29

<212> DNA

<213> Artificial

45

<220>

<223> Primer

<400> 21

50 gggccgcgt tactcgttgt cactctcag 29

<210> 22

<211> 1380

<212> DNA

55 <213> Pythium irregulare

<400> 22

EP 2 669 380 B1

	atggtggacc tcaagcctgg agtgaagcgc ctggtgagct ggaaggagat ccgcgagcac	60
	gcgacgcccg cgaccgcgtg gatcgtgatt caccacaagg tctacgacat ctccaagtgg	120
5	gactcgcacc cgggtggctc cgtgatgctc acgcaggccc gcgaggacgc cacggacgcc	180
	ttcgeggctt tccaccgctc ctcggcgctc aagctgctcg agcagttcta cgtcggcgac	240
10	gtggacgaaa cctccaaggc cgagatcgag ggggagccgg cgagcgacga ggagcgcgcg	300
	cgccgcgagc gcatcaacga gttcatcgcg tcctaccgctc gtctgcgctg caaggtcaag	360
	ggcatggggc tctacgacgc cagcgcgctc tactacgctg ggaagctcgt gagcacgttc	420
15	ggcatcgcgg tgctctcgat ggcgatctgc ttcttcttca acagtttcgc catgtacatg	480
	gtcgcggcg tgattatggg gctcttctac cagcagtccg gatggctggc gcacgacttc	540
20	ttgcacaacc aggtgtgcga gaaccgcacg ctcggcaacc ttatcggctg cctcgtgggc	600
	aacgcctggc agggcttcag catgcagtgg tggaagaaca agcacaacct gcaccacgcg	660
	gtgccaacc tgcacagcgc caaggacgag ggcttcatcg gcgaccggga catcgacacc	720
25	atgccgctgc tggcgtggtc taaggagatg gcgcgcaagg cgttcgagtc ggcgcacggc	780
	ccgttcttca tccgcaacca ggcgttccta tacttcccgc tgctgctgct cgcgcgctg	840
	agctggctcg cgcagtcgtt cttctacgtg ttcaccgagt tctcgttcgg catcttcgac	900
30	aaggctcagt tcgacggacc ggagaaggcg ggtctgatcg tgcaactacat ctggcagctc	960
	gcgatcccgt acttctgcaa catgagcctg tttgagggcg tggcatactt cctcatgggc	1020
35	caggcgtcct gcggcttgct cctggcgctg gtgttcagta ttggccacaa cggcatgtcg	1080
	gtgtacgagc gcgaaaccaa gccggacttc tggcagctgc aggtgaccac gacgcgcaac	1140
	atccgcgctg cggatttcat ggactggttc accggtggct tgaactacca gatcgacat	1200
40	cacctgttcc cgctcgtgcc gcgccacaac ttgccaaagg tcaacgtgct catcaagtcg	1260
	ctatgcaagg agttcgcacat cccgttccac gagaccggct tctgggaggg catctacgag	1320
45	gtcgtggacc acctggcgga catcagcaag gaattcatca ccgagttccc agcgatgtaa	1380
	<210> 23	
	<211> 31	
	<212> DNA	
	<213> Artificial	
50	<220>	
	<223> Primer	
55	<400> 23	
	gcggccgcgc catggtggac ctcaagcctg g	31
	<210> 24	
	<211> 27	

EP 2 669 380 B1

<212> DNA
 <213> Artificial

<220>
 <223> Primer

5

<400> 24
 gcggccgta catcgctggg aactcgg 27

10

<210> 25
 <211> 1320
 <212> DNA
 <213> *Thraustochytrium* sp.

15

<400> 25

	atgggcaagg gcagcgaggg ccgcagcgcg gcgcgcgaga tgacggccga ggcgaacggc	60
20	gacaagcggg aaacgattct gatcgagggc gtcctgtacg acgcgacgaa ctttaagcac	120
	ccgggscggtt cgatcatcaa cttcttgacc gagggcgcgagg ccggcgtgga cgcgacgcag	180
	gcgtaccgcg agtttcatca gcggtccggc aaggccgaca agtacctcaa gtcgctgccg	240
25	aagctggatg cgtccaaggt ggagtcgcgg ttctcggcca aagagcaggc gcggcgcgac	300
	gccatgacgc gcgactacgc ggcctttcgc gaggagctcg tcgccgaggg gtactttgac	360
30	ccgtcgatcc cgcacatgat ttaccgcgtc gtggagatcg tggcgtctt cgcgctctcg	420
	ttctggctca tgtccaaggc ctcgcccacc tcgctcgtgc tgggcgtggt gatgaacggc	480
	attgcgcagg gccgctgcgg ctgggtcatg cacgagatgg gccacgggtc gttcacgggc	540
35	gtcatctggc tcgacgaccg gatgtgcgag ttcttctacg gcgtcggctg cggcatgagc	600
	gggcactact ggaagaacca gcacagcaag caccacgccg cgccaaccg cctcgagcac	660
	gatgtcgatc tcaacacgct gcccctggtc gcctttaacg agcgcgtcgt gcgcaaggtc	720
40	aagccgggat cgctgctggc gctctggctg cgcgtgcagg cgtacctctt tgcgcccgtc	780
	tcgtgcctgc tcatcggcct tggctggacg ctctacctgc acccgcgcta catgctgcgc	840
45	accaagcggc acatggagtt cgtctggatc ttcgcgcgct acattggctg gttctcgctc	900
	atgggcgctc tcggctactc gccgggcacc tcggtcggga tgtacctgtg ctcgttcggc	960
	ctcggctgca ttacatctt cctgcagttc gccgtcagcc acacgcacct gccggtgacc	1020
50	aaccgggagg accagctgca ctggctcgag tacgcggccg accacacggg gaacattagc	1080
	accaagtccct ggctcgtcac gtggtggatg tcgaacctga actttcagat cgagcaccac	1140
	ctcttcccca cggcgcggca gttccgcttc aaggaaatca gtcctcgcgt cgaggcctc	1200
55	ttcaagcgcc acaacctccc gtactacgac ctgccctaca cgagcgcggg ctcgaccacc	1260
	tttgccaatc ttatttccgt cggccactcg gtcggcgcgg acaccaagaa gcaggactga	1320

EP 2 669 380 B1

<210> 26
 <211> 31
 <212> DNA
 <213> Artificial
 5
 <220>
 <223> Primer
 <400> 26
 10 gcggccgcgc catgggcaag ggcagcgagg g 31
 <210> 27
 <211> 32
 <212> DNA
 15 <213> Artificial
 <220>
 <223> Primer
 <400> 27
 20 gcggccgcgc ctcagtcctg ctcttggtg tc 32
 <210> 28
 <211> 1086
 25 <212> DNA
 <213> Phytophthora infestans
 <400> 28
 30 atggcgacga aggaggcgta tgtgttcccc actctgacgg agatcaagcg gtcgctacct 60
 aaagactggt tgcaggcttc ggtgcctctg tcgctctact acaccgtgcg ttgtctggtg 120
 atcgcggtgg ctctaaccct cggtctcaac tacgctcgcg ctctgcccga ggtcgagagc 180
 35 ttctgggctc tggacgccgc actctgcacg ggctacatct tgctgcaggg catcgtgttc 240
 tggggcttct tcacggtggg ccacgatgcc ggccacggcg ccttctcgcg ctaccacctg 300
 cttaacttcg tgggtggcac tttcatgcac tcgctcatcc tcacgccctt cgagtcgtgg 360
 aagctcacgc accgtcacca ccacaagaac acgggcaaca ttgaccgtga cgaggtcttc 420
 taccgcgaac gcaaggccga cgaccaccgg ctgtctcgca acctgattct ggcgctcggg 480
 45 gcagcgtggc tcgcctatct ggtcgagggc ttccctcctc gtaaggtcaa ccaactcaac 540
 ccgttcgagc ctctgttcgt gcgtcaggtg tcagctgtgg taatctctct tctegcccac 600
 ttcttcgtgg ccggactctc catctatctg agcctccagc tgggccttaa gacgatggca 660
 50 atctactact atggacctgt ttttgtgttc ggcagcatgc tggtcattac caccttcta 720
 caccacaatg atgaggagac cccatggtac gccgactcgg agtggacgta cgtcaagggc 780
 55 aacctctcgt ccgtggaccg atcgtacggc gcgctcattg acaacctgag ccacaacatc 840
 ggcacgcacc agatccacca ccttttccct atcattccgc actacaaact caagaaagcc 900

EP 2 669 380 B1

actgcggcct tccaccaggc tttccctgag ctcgtgcgca agagcgacga gccattatc 960
aaggctttct tccgggttgg acgtctctac gcaaactacg gcgttgtgga ccaggaggcg 1020
5 aagctcttca cgctaaagga agccaaggcg gcgaccgagg cggcggccaa gaccaagtcc 1080
acgtaa 1086

10 <210> 29
<211> 31
<212> DNA
<213> Artificial

15 <220>
<223> Primer

<400> 29
20 gggccgcg catggcgacg aaggaggcgt a 31

<210> 30
<211> 31
<212> DNA
<213> Artificial

25 <220>
<223> Primer

<400> 30
30 gggccgct tacgtggact tggcttggc c 31

<210> 31
<211> 873
<212> DNA
35 <213> Physcomitrella patens

<400> 31

40

45

50

55

EP 2 669 380 B1

atggagggtcg tggagagatt ctacggtgag ttggatggga aggtctcgca gggcgtgaat 60
 gcattgctgg gtagttttgg ggtggagttg acggatacgc cactaccaa aggcttgccc 120
 5 ctcgttgaca gtccacacacc catcgtcctc ggtgtttctg tatacttgac tattgtcatt 180
 ggagggcttt tgtggataaa ggccagggat ctgaaaccgc ggcctcgga gccatttttg 240
 ctccaagctt tggtgcttgt gcacaacctg ttctgttttg cgctcagtct gtatatgtgc 300
 10 gtgggcatcg cttatcaggc tattacctgg cggtactctc tctggggcaa tgcatacaat 360
 cctaaacata aagagatggc gattctggta tacttgttct acatgtctaa gtacgtggaa 420
 15 ttcatggata ccgttatcat gatactgaag cgcagcacca ggcaaataag cttcctccac 480
 gtttatcatc attcttcaat ttccctcatt tgggtgggcta ttgctcatca cgctcctggc 540
 ggtgaagcat attggtctgc ggctctgaac tcaggagtgc atgttctcat gtatgcgtat 600
 20 tacttcttgg ctgcctgcct tcgaagtagc ccaaagtaa aaaataagta ctttttttgg 660
 ggcaggtact tgacacaatt ccaaagtgc cagtttatgc tgaacttagt gcaggcttac 720
 25 tacgacatga aaacgaatgc gccatatcca caatggctga tcaagatfff gttctactac 780
 atgatctcgt tgctgtttct tttcggcaat ttttacgtac aaaaatacat caaacctct 840
 30 gacggaaagc aaaagggagc taaaactgag tga 873

<210> 32
 <211> 32
 <212> DNA
 35 <213> Artificial

<220>
 <223> Primer

40 <400> 32
 gcggccgcg catggaggtc gggagagat tc 32

45 <210> 33
 <211> 28
 <212> DNA
 <213> Artificial

<220>
 <223> Primer

50 <400> 33
 gcggccgct cactcagtt tagctccc 28

55 <210> 34
 <211> 903
 <212> DNA
 <213> *Ostreococcus tauri*

EP 2 669 380 B1

<400> 34

5 atgagcgcct ccggtgcgct gctgcccgcg atcgcggttcg ccgcgtagcg gtacgcgacg 60
 tacgcctacg cctttgagtg gtcgcacgcg aatggcatcg acaacgtcga cgcgcgcgag 120
 tggatcgggtg cgctgtcggt gaggctcccg gcgatcgcgga cgacgatgta cctgtttgttc 180
 10 tgcctgggtcg gaccgaggtt gatggcgaag cgcgagggcg tgcacccgaa ggggttcattg 240
 ctggcgtaga atgcgtatca gacggcggtt aacgtcgctg tgctcgggat gttcgcgcga 300
 gagatctcgg ggctggggca gcccggtgtg ggggtcaacca tgccgtggag cgatagaaaa 360
 15 tcgtttaaga tcctcctcgg ggtgtggttg cactacaaca accaatattt ggagctattg 420
 gacactgtgt tcatggttgc gcgcaagaag acgaagcagt tgagcttctt gcacgtttat 480
 catcacgccc tgttgatctg ggcgtgggtg ttggtgtgtc acttgatggc cacgaacgat 540
 20 tgtatcgatg cctacttcgg cgcggcgtgc aactcgttca ttcacatcgt gatgtactcg 600
 tattatctca tgtcggcgct cggcattcga tgcccgtgga agcgatacat caccaggct 660
 25 caaatgctcc aattcgtcat tgtcttcgcg cacgccgtgt tcgtgctgcg tcagaagcac 720
 tgcccggca cccttccttg ggcgcaaatg ttcgtcatga cgaacatgct cgtgctcttc 780
 30 gggaaacttct acctcaaggc gtactcgaac aagtgcgcgc gcgacggcgc gagttccgtg 840
 aaaccagccg agaccacgcg cgcgcccagc gtgcgacgca cgcgatctcg aaaaattgac 900
 taa 903

35 <210> 35
 <211> 32
 <212> DNA
 <213> Artificial

40 <220>
 <223> Primer

<400> 35
 45 gcggccgcg catgagcgc tccggtgcg tg 32

<210> 36
 <211> 23
 <212> DNA
 <213> Artificial

50 <220>
 <223> Primer

<400> 36
 55 gcggccgct tagtcaattt ttc 23

<210> 37
 <211> 1560

EP 2 669 380 B1

<212> DNA

<213> Thraustochytrium sp.

<400> 37

5
atgacggtcg gctacgacga ggagatcccc ttcgagcagg tccgcgcgca caacaagccg 60
gatgacgcct ggtgcgcgat ccacgggcac gtgtacgatg tgaccaagtt cgcgagcgtg 120
10
caccggggcg gcgacattat cctgctggcc gcaggcaagg aggccaccgt gctgtacgag 180
acttaccatg tgcggggcgt ctcggacgcy gtgctgcyca agtaccgcat cggcaagctg 240
ccggacggcc aaggcgggcg gaacgagaag gaaaagcgya cgctctcggg cctctcgtcg 300
15
gcctcgtact acacgtggaa cagcgacttt tacagggtaa tgcgcygagcy cgtcgtggct 360
cggctcaagg agcgcggcaa ggcccggcg ggaggctacy agctctggat caaggcgttc 420
20
ctgctgctcg tcggcttctg gagctcgtg tactggatgt gcacgctgga ccctcgttc 480
ggggccatcc tggccgcat gtcgctggc gtctttgccc cctttgtggg cagtgcatc 540
cagcagcagcy gcaaccacgy cgcctttgcc cagtcgcyat gggtaacaa ggttgccggg 600
25
tggacgctcy acatgatcgy cgcagcggc atgacgtggg agttccagca cgtcctgggc 660
caccatccgt acacgaacct gatcgyagg gagaacggc tgcaaaaggt gagcggcaag 720
30
aagatggaca ccaagctggc cgyaccaggy agcgyatccgy acgtcttttc caggtaccgc 780
atgatgcgcc tgcaccgcgt gcaccagaa cyctggtacc accgtttcca gcacatttac 840
35
ggccccttca tctttggctt catgaccatc aacaaggtgg tcacgcagga cgtcgggtgtg 900
gtgctccgca agcggctctt ccagattgac gccgagtgcc ggtacgcgag cccaatgtac 960
gtggcgcggt tctggatcat gaaggcgtc acggtgctct acatggtggc cctgcccgtgc 1020
40
tacatgcaggy gcccgtggca cggcctcaag ctgttcgcy tgcgcyactt tacgtgcyggc 1080
gaggtgctcy caaccatggt cattgtgaac cacatcatcy agggcgtctc gtacgcttc 1140
aaggacgcgy tcaagggcac gatggcgcc cgyaacgcy tgcacggcgt gacgcccag 1200
45
aacaacacgc gcaaggaggt ggaggcgyag gcgtccaagt ctggcgccgt ggtcaagtca 1260
gtcccgctcy acgactgggc cgcctccag tgccagacct cgytgaactg gagcgtcggc 1320
50
tcgtggttct ggaatcactt ttccggcgyc ctcaaccacc agattgagcy ccacctgttc 1380
cccgggctca gccacgagac gtactaccac atccaggyag tcgttcagtc cacctgcycc 1440
gagtacggcy tcccgtacca gcacgagcct tcgctctgga ccgcytactg gaagatgctc 1500
55
gagcacctcc gtcagctcgy caatgaggyag acccaggyt cctggcagcy cgtgcyctga 1560

<210> 38

EP 2 669 380 B1

<211> 32
 <212> DNA
 <213> Artificial

5 <220>
 <223> Primer

<400> 38
 gcggccgcgc catgacggtc ggctacgacg ag 32

10 <210> 39
 <211> 29
 <212> DNA
 <213> Artificial

15 <220>
 <223> Primer

20 <400> 39
 gcggccgcgt caggcagcgc gctgccagg 29

25 <210> 40
 <211> 819
 <212> DNA
 <213> *Thalassiosira pseudonana*

<400> 40

30 atggacgcct acaacgctgc tatggacaag attggtgctg ctattattga ctggctctgat 60
 cccgatggaa agttccgtgc cgatagagag gactggtggc tctgcgactt ccgtagcgcc 120
 atcaccatcg ccctcatcta catcgccttc gtcacccctcg gttccgccgt catgcaatcc 180
 35 ctccccgcaa tggatcccta ccccatcaaa ttcctctaca acgtctccca aatcttcctt 240
 tgtgcctaca tgactgtcga ggcgggattt ttggcctacc gcaatggata taccgtcatg 300
 ccttgcaatc atttcaatgt gaatgatcct cccgtggcga atcttctttg gttgttttat 360
 40 atttccaagg tgtgggactt ttgggatacc attttcattg tgttggggaa gaagtggcgt 420
 caattatcct tcttgcattg ataccatcac accaccatct ttctattcta ttggctgaat 480
 45 gccaatgtct tgtacgatgg tgacatcttc cttaccatct tgctcaatgg attcatccac 540
 acggtgatgt acacgtatta cttcatctgt atgcatacca aagattccaa gacgggcaag 600
 agtcttccta tatggtggaa gtcgagtttg acggcgtttc agttgttgca attcactatc 660
 50 atgatgagtc aggctaccta ccttgtcttc cacgggtgtg ataaggtgtc gcttcgtatc 720
 acgatttgtg actttgtgta cattttgagt ttgttcttcc tttttgctca gttctttgtg 780
 55 caatcataca tggcacccaa aaagaagaag agtgcttag 819

<210> 41
 <211> 1371

EP 2 669 380 B1

<212> DNA

<213> *Ostreococcus tauri*

<400> 41

5
 atgtgcgtgg agacggaaaa taacgatggg atccccacgg tggagatcgc gttcgcggt 60
 gagcgcgagc gggcggaggc aaacgtgaag ctgtccgcgg agaagatgga gccggcggcg 120
 10 ctggcgaaga cgttcgcgag gcggtacgtc gtgatcgagg gggtgagta cgatgtgacg 180
 gattttaagc acccgggagg aacggttatt ttctatgcgt tgtcaaacac cggggcggac 240
 gcgacggaag cgttcaagga gtttcatcat cggtcgagaa aggcgaggaa agccttggcg 300
 15 gcgctcccgt ctcgaccggc caagacggcc aagggtggacg acgcggagat gctccaagat 360
 ttcgccaagt ggcgaaaga attggagaga gatggattct tcaagcctc tccggcgcac 420
 20 gtggcgtatc gcttcgccga gctcgcggcg atgtacgctc tcgggacgta cctgatgtac 480
 gctcgatacg tcgtctcctc ggtgctcgtg tacgcttgc ttttcggcgc ccgatgcggt 540
 tgggtgcagc acgagggcgg acacagctcg ctgacgggca acatttggtg ggacaagcgc 600
 25 atccaggcct tcacagccgg gttcggctc gccggtagcg gcgacatgtg gaactcgatg 660
 cacaacaagc atcacgcgac gcctcaaaag gttcgtcacg acatggatct ggacaccacc 720
 30 cccgcggtgg cgttcttcaa caccgcggtg gaagacaatc gtccccgtgg ctttagcaag 780
 tactggttgc gccttcaggc gtggacctc atccccgtga cgtccggctt ggtgctcctt 840
 35 ttctggatgt ttttctcca cccctccaag gctttgaagg gtggcaagta cgaagagttg 900
 gtgtggatgc tcgccgcgca cgtcatccgc acgtggacga tcaaggcggg gaccggattc 960
 accgcgatgc agtcctacgg cttatttttg gcgacgagct gggtgagcgg ctgctatctg 1020
 40 tttgcacact tctccacgtc gcacacgcac ctggatgtgg tgcccgcgga cgagcatctc 1080
 tctggggttc gatacgccgt cgatcacacg atcgacatcg atccgagtca aggttgggtg 1140
 aactggttga tgggctacct caactgcaa gtcattccacc acctcttcc gagcatgccc 1200
 45 cagttccgcc agcccgaggt atctcgcgc ttcgtcgct ttgcgaaaa gtggaacctc 1260
 aactacaagg tcatgacctc cgccggtgcg tggaaggcaa cgctcgaaa cctcgacaac 1320
 50 gtgggtaagc actactacgt gcacggccaa cactccggaa agacggcgta a 1371

<210> 42

<211> 26

<212> DNA

<213> Artificial

55

<220>

<223> Degenerate primer

<220>
 <221> modified_base
 <222> (6) .. (6)
 <223> I
 5

<220>
 <221> misc_feature
 <222> (6) .. (6)
 <223> n is a, c, g, or t
 10

<220>
 <221> modified_base
 <222> (12)..(12)
 <223> I
 15

<220>
 <221> misc_feature
 <222> (12)..(12)
 <223> n is a, c, g, or t
 20

<400> 42
 tgggtnytbg cncaygartg ygghca 26

<210> 43
 <211> 26
 <212> DNA
 <213> Artificial

<220>
 <223> Degenerate primer
 30

<220>
 <221> modified_base
 <222> (3)..(3)
 <223> I
 35

<220>
 <221> misc_feature
 <222> (3)..(3)
 <223> n is a, c, g, or t
 40

<220>
 <221> modified_base
 <222> (9)..(9)
 <223> I
 45

<220>
 <221> misc_feature
 <222> (9)..(9)
 <223> n is a, c, g, or t
 50

<220>
 <221> modified_base
 <222> (24)..(24)
 <223> I
 55

<220>
 <221> misc_feature

EP 2 669 380 B1

<222> (24)..(24)
<223> n is a, c, g, or t

5 <400> 43
ttnggrtcng trtgytgvar raangt 26

<210> 44
<211> 25
<212> DNA
10 <213> Artificial

<220>
<223> Primer

15 <400> 44
atgaagacca tgtcgcgctc catgt 25

<210> 45
<211> 23
20 <212> DNA
<213> Artificial

<220>
<223> Primer

25 <400> 45
gacgagcacc tcatacctgct tag 23

<210> 46
30 <211> 51
<212> PRT
<213> Artificial

<220>
35 <223> Desaturase Signature 1

<220>
<221> VARIANT
<222> (1)..(48)
40 <223> Xaa is any Aminoacid

<220>
<221> VARIANT
<222> (1)..(48)
45 <223> Xaa is any amino acid

<220>
<221> misc_feature
<222> (49)..(50)
50 <223> Xaa can be any naturally occurring amino acid

<400> 46

55

EP 2 669 380 B1

Gly Xaa Xaa Xaa Xaa Xaa Xaa Xaa Xaa Xaa Xaa Xaa His Xaa Xaa Xaa His
 1 5 10 15
 5 Xaa Xaa Xaa Xaa Xaa Xaa Xaa Xaa Xaa Xaa Xaa Xaa Xaa Gly Xaa Xaa
 20 25 30
 10 Xaa Xaa Xaa Xaa Xaa Xaa Xaa Pro Xaa Xaa Xaa Trp Xaa Xaa Xaa His
 35 40 45
 Xaa Xaa His
 50
 15
 <210> 47
 <211> 17
 <212> PRT
 <213> Artificial
 20
 <220>
 <223> Desaturase Signature 2
 <220>
 25 <221> VARIANT
 <222> (1)..(15)
 <223> Xaa is any amino acid
 <220>
 30 <221> VARIANT
 <222> (16).. (16)
 <223> Xaa is Gln or His
 <400> 47
 35
 Pro Xaa Xaa Xaa Xaa Xaa Xaa Xaa Xaa Xaa Xaa Xaa Xaa Xaa Xaa Xaa
 1 5 10 15
 40 His
 <210> 48
 <211> 13
 <212> PRT
 45 <213> Artificial
 <220>
 <223> Desaturase Signature 3
 <220>
 50 <221> VARIANT
 <222> (1)..(13)
 <223> Xaa is any amino acid
 55 <400> 48

EP 2 669 380 B1

His Xaa Xaa His His Xaa Xaa Xaa Xaa Xaa Pro Xaa Tyr
1 5 10

5 <210> 49
<211> 14
<212> PRT
<213> Artificial

10 <220>
<223> Desaturase Signature 4

<220>
<221> VARIANT
15 <222> (1)..(14)
<223> Xaa is any amino acid

<400> 49

20 His Xaa Xaa His His Xaa Xaa Xaa Xaa Xaa Xaa Pro Xaa Tyr
1 5 10

<210> 50
25 <211> 1300
<212> DNA
<213> Hyaloperonospora parasitica

<400> 50

30

35

40

45

50

55

EP 2 669 380 B1

	agtagtgatc ttgtcgccac gcgccccgca ccaagtctca cgtaacacca tttcggaact	60
	tgctccgtca gccacaaaaa cgtccatggc gaccaagcaa tcggtcgctg tcccgaccct	120
5	cacggacctc aagcggctcg tcccaagcga gtgcttcgaa tcctcattgc cgctgtcact	180
	ctactacacg ctgcgctcgc tcgtgtttgc cggttccttg gctgtaagtc tcagctacgc	240
	gctcgcccag ccaactcgtc agaacttcta cccgctccgt gtcgctctaa tcgcgggcta	300
10	caccgtgttc cagggcgtga tcttctgggg ctttttcacc atcggtcatg atgccgggtca	360
	cggcgctttc agccgctacc cgggtgctcaa cttcaccgtc gggacgctca tgcactcgtc	420
	catctcagc cgtttcagat cgtggaaact cacgcaccgc caccaccaca agaacacggg	480
15	caacatcgac cgagacgaga tcttttacc ccaacgggag agcgacgacc acccagtttc	540
	tcgccatttg accttcacgc tcggagctgc gtggttcgcc tacctcgtcg aggggtttcc	600
	acctcggaac ctcaatcact ataaccggt cgagccgctc tttgaacgga gagtatctgc	660
20	tgttatcatc tcaattctcg cccagttttt cgtcgcggga ctctcgatct acctctgctt	720
	tcaagtggga gtccaggctg tggcgcctca ttactacgga ccgatctttg tctttggcac	780
	gatgctcgtc atcacgacgt ttttgcacca caatgacgag gagacgccgt ggtatggaga	840
	cgaggactgg tcgtacgtca agggcaacct ctcgctcggt gatcggtcac acggaccgct	900
25	cattgataac ttgagccaca acattggcac gcaccaggtc catcacctgt tccccattat	960
	tccccactac aagctcaagc ccgcgacagc tgcttttcgt cgtgcttttc ctcacctcgt	1020
	acgcaagagt gacgagcggg ttcttcaggc gttttaccgc atcggtcggc tctatgcaaa	1080
30	gtacggcgtc gccgactcgt cagccaagct gtttactctc aaggaagccc aattgacgtc	1140
	gaaagcagca agtgatgcca aagcagctta ggattagcgc tgggaagcagt tctcactcat	1200
	gcaagacagg ctcaaaaaa cgaacgatgg acggatggat gtggcaagtg atctattgac	1260
35	agatgaacgg tctacgtcac ttctactcta gtctaacgaa	1300

<210> 51

<211> 1086

<212> DNA

40 <213> Hyaloperonospora parasitica

<400> 51

45

50

55

EP 2 669 380 B1

atggcgacca agcaatcggg cgcgttcccc accctcacgg acctcaagcg gtcgctccca 60
 agcgagtgct tcgaatcctc attgccgctg tcaacttact acacgctgcg ctcgctcgtg 120
 5 tttgccgggt ccttggtgtg aagtctcagc tacgcgctcg cccagccact cgtccagaac 180
 ttctacccgc tccgtgtcgc tctaatacgc ggctacaccg tggtccaggg cgtgatcttc 240
 tggggctttt tcaccatcgg tcatgatgcc ggtcacggcg ctttcagccg ctaccgggtg 300
 10 ctcaacttca ccgtcgggac gctcatgcac tcgctcatcc tcacgccggt cgagtcgtgg 360
 aaactcacgc accgccacca ccacaagaac acgggcaaca tcgaccgaga cgagatcttt 420
 tcccccaac gggagagcga cgaccacca gtttctcgcc atttgacctt cacgctcggg 480
 15 gctgctggt tcgcctacct cgctcagggg tttccacctc ggaaactcaa tcactataac 540
 ccgttcgagc cgctctttga acggagagta tctgctgtta tcatctcaat tctcggccag 600
 tttttcgtcg cgggactctc gatctacctc tgctttcaag tgggagtcca ggctgtggcg 660
 20 ctctattact acggaccgat ctttgtcttt ggacgatgc tcgctatcac gacgtttttg 720
 caccacaatg acgaggagac gccgtggtat ggagacgagg actggtcgta cgtcaagggc 780
 aacctctcgt cggttgatcg gtcatacggg ccgctcattg ataacttgag ccacaacatt 840
 25 ggcacgcacc aggtccatca cctgttcccc attattcccc actacaagct caagcccgcg 900
 acagctgctt ttcgtcgtgc ttttctcac ctcgtacgca agagtgacga gcggattctt 960
 caggcgtttt accgcatcgg tcggctctat gcaaagtacg gcgctgccga ctcgtcagcc 1020
 30 aagctgttta cactcaagga agcccaattg acgtcgaaag cagcaagtga tgccaaagca 1080
 gcttag 1086

<210> 52

<211> 361

35 <212> PRT

<213> *Hyaloperonospora parasitica*

<400> 52

40 Met Ala Thr Lys Gln Ser Val Ala Phe Pro Thr Leu Thr Asp Leu Lys
 1 5 10 15
 45 Arg Ser Leu Pro Ser Glu Cys Phe Glu Ser Ser Leu Pro Leu Ser Leu
 20 25 30
 Tyr Tyr Thr Leu Arg Ser Leu Val Phe Ala Gly Ser Leu Ala Val Ser
 35 40 45
 50 Leu Ser Tyr Ala Leu Ala Gln Pro Leu Val Gln Asn Phe Tyr Pro Leu
 50 55 60
 55 Arg Val Ala Leu Ile Ala Gly Tyr Thr Val Phe Gln Gly Val Ile Phe
 65 70 75 80

EP 2 669 380 B1

Trp Gly Phe Phe Thr Ile Gly His Asp Ala Gly His Gly Ala Phe Ser
85 90 95

5 Arg Tyr Pro Val Leu Asn Phe Thr Val Gly Thr Leu Met His Ser Leu
100 105 110

Ile Leu Thr Pro Phe Glu Ser Trp Lys Leu Thr His Arg His His His
115 120 125

10 Lys Asn Thr Gly Asn Ile Asp Arg Asp Glu Ile Phe Tyr Pro Gln Arg
130 135 140

15 Glu Ser Asp Asp His Pro Val Ser Arg His Leu Thr Phe Thr Leu Gly
145 155 160

Ala Ala Trp Phe Ala Tyr Leu Val Glu Gly Phe Pro Pro Arg Lys Leu
165 170 175

20 Asn His Tyr Asn Pro Phe Glu Pro Leu Phe Glu Arg Arg Val Ser Ala
180 185 190

25 Val Ile Ile Ser Ile Leu Ala Gln Phe Phe Val Ala Gly Leu Ser Ile
195 200 205

Tyr Leu Cys Phe Gln Val Gly Val Gln Ala Val Ala Leu Tyr Tyr Tyr
210 215 220

30 Gly Pro Ile Phe Val Phe Gly Thr Met Leu Val Ile Thr Thr Phe Leu
225 230 235 240

35 His His Asn Asp Glu Glu Thr Pro Trp Tyr Gly Asp Glu Asp Trp Ser
245 250 255

40 Tyr Val Lys Gly Asn Leu Ser Ser Val Asp Arg Ser Tyr Gly Pro Leu
260 265 270

Ile Asp Asn Leu Ser His Asn Ile Gly Thr His Gln Val His His Leu
275 280 285

45 Phe Pro Ile Ile Pro His Tyr Lys Leu Lys Pro Ala Thr Ala Ala Phe
290 295 300

Arg Arg Ala Phe Pro His Leu Val Arg Lys Ser Asp Glu Arg Ile Leu
305 310 315 320

Gln Ala Phe Tyr Arg Ile Gly Arg Leu Tyr Ala Lys Tyr Gly Val Ala
325 330 335

55 Asp Ser Ser Ala Lys Leu Phe Thr Leu Lys Glu Ala Gln Leu Thr Ser
340 345 350

Lys Ala Ala Ser Asp Ala Lys Ala Ala
 355 360

5 <210> 53
 <211> 19
 <212> DNA
 <213> Artificial

10 <220>
 <223> Primer

<400> 53
 atggcgacca agcaatcgg 19

15 <210> 54
 <211> 30
 <212> DNA
 <213> Artificial

20 <220>
 <223> Primer

<400> 54
 25 gcggccgcgc catggcgacc aagcaatcgg 30

<210> 55
 <211> 20
 <212> DNA
 30 <213> Artificial

<220>
 <223> Primer

<400> 55
 35 ctaagctgct ttggcatcac 20

<210> 56
 <211> 29
 40 <212> DNA
 <213> Artificial

<220>
 <223> Primer

45 <400> 56
 gcggccgcgc taagctgctt ttggcatcac 29

50 **Claims**

1. A polynucleotide comprising a nucleic acid sequence selected from the group consisting of:

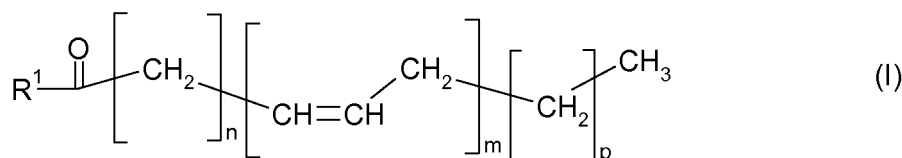
- 55 (a) a nucleic acid sequence as shown in SEQ ID NO. 50 or 51;
 (b) a nucleic acid sequence which codes for a polypeptide which features an amino acid sequence as shown in any of SEQ ID NO. 52;
 (c) a nucleic acid sequence which codes for a polypeptide with an amino acid sequence with at least 75% identity to SEQ ID NO. 52, and which codes for a polypeptide with an omega-3 desaturase activity; and

(d) a nucleic acid sequence obtainable or obtained by nucleic acid amplification of *Hyaloperonospora parasitica* genetic material using the primer pair

- SEQ ID NO. 53 and SEQ ID NO. 55, or
- SEQ ID NO. 54 and SEQ ID NO. 56

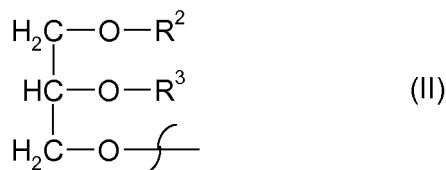
and which codes for a polypeptide with an omega-3 desaturase activity.

2. The polynucleotide according to claim 1, wherein the polynucleotide consists of RNA or DNA, and/or wherein the nucleic acid sequence is operatively linked with an expression control sequence.
3. A vector, preferably an expression vector, comprising the polynucleotide according to claim 1 or 2.
4. The vector according to claim 3, wherein the polynucleotide according to any of claims 1 or 2 is operatively linked to a seed-specific promotor, preferably for a monocotyledon or dicotyledon plant.
5. The vector according to claim 3 or 4, wherein the vector comprises at least one further polynucleotide which codes for a further enzyme which is involved in the biosynthesis of lipids or fatty acids.
6. A host cell comprising the polynucleotide according to claim 1 or 2 or the vector according to any of claims 3 to 5.
7. The host cell according to claim 6, wherein the host cell additionally comprises at least one further enzyme which is involved in the biosynthesis of lipids or fatty acids.
8. The vector according to claim 5 or the host cell according to claim 7, wherein the enzyme is selected from the group consisting of: acyl-CoA dehydrogenase(s), acyl-ACP [= acyl carrier protein] desaturase(s), acyl-ACP thioesterase(s), fatty acid acyltransferase(s), acyl-CoA:lysophospholipid acyltransferase(s), fatty acid synthase(s), fatty acid hydroxylase(s), acetyl-coenzyme A carboxylase(s), acyl-coenzyme A oxidase(s), fatty acid desaturase(s), fatty acid acetylase(s), lipoxygenase(s), triacylglycerol lipase(s), allene oxide synthase(s), hydroperoxide lyase(s), fatty acid elongase(s), Δ^4 -desaturase(s), Δ^5 -desaturase(s), Δ^6 -desaturase(s), Δ^8 -desaturase(s), Δ^9 -desaturase(s), Δ^{12} -desaturase(s), Δ^5 -elongase(s), Δ^6 -elongase(s) and Δ^9 -elongase(s).
9. A method of generating a polypeptide with desaturase activity, comprising the steps:
 - (a) expressing a polynucleotide according to claim 1 or 2 in a host cell; and
 - (b) obtaining, from the host cell, the polypeptide which is encoded by the polynucleotide according to (a).
10. A polypeptide which is encoded by the polynucleotide according to claim 1 or 2 or which is obtainable by the method according to claim 9.
11. An antibody which specifically recognizes the polypeptide according to claim 10.
12. A transgenic, nonhuman organism comprising the polynucleotide according to claim 1 or 2, the vector according to any of claims 3 to 5 or the host cell according to claim 6 or 7.
13. The transgenic, nonhuman organism according to claim 12, wherein the organism is an animal, a plant or a multi-cellular microorganism.
14. A process for the production of a substance which has the structure shown in the general formula I hereinbelow



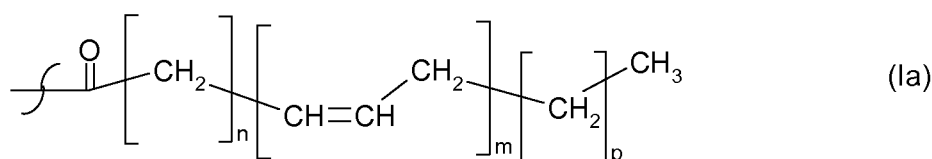
wherein the variables and substituents are as follows:

R¹ = hydroxyl, coenzyme A (thioester), lysophosphatidylcholine, lysophosphatidylethanolamine, lysophosphatidylglycerol, lysodiphosphatidylglycerol, lysophosphatidylserine, lysophosphatidylinositol, sphingo base or a radical of the formula II



R² = hydrogen, phosphatidylcholine, phosphatidylethanolamine, phosphatidylglycerol, diphosphatidylglycerol, phosphatidylserine, phosphatidylinositol or saturated or unsaturated C₂ to C₂₄-alkylcarbonyl,

R³ = hydrogen, a saturated or unsaturated C₂ to C₂₄-alkylcarbonyl, or R² and R³ independently of one another are a radical of the formula Ia:



n = 2, 3, 4, 5, 6, 7 or 9, m = 2, 3, 4, 5 or 6 and p = 0 or 3;

and wherein the process comprises the cultivation of (i) a host cell according to any of claims 3 to 5 or (ii) of a transgenic, nonhuman organism according to claim 12 or 13 under conditions which permit the biosynthesis of the substance.

15. A process for the production of an oil, lipid or fatty acid composition, comprising the steps of the process according to claim 14 and the further step of formulating the substance as an oil, lipid or fatty acid composition.
16. The process according to claim 15, wherein the oil, lipid or fatty acid composition is formulated further to give a drug, a cosmetic product, a foodstuff, a feedstuff, preferably fish food, or a food supplement.
17. The use of the polynucleotide according to claim 1 or 2, of the vector according to any of claims 3 to 5, of the host cell according to claim 6 or 7, of the vector or the host cell according to claim 8, of the polypeptide according to claim 10 or of the transgenic, nonhuman organism according to claim 12 or 13 for the production of an oil, lipid or fatty acid composition.

Patentansprüche

1. Polynukleotid, umfassend eine Nukleinsäuresequenz, die aus der Gruppe ausgewählt ist, bestehend aus:

- (a) einer Nukleinsäuresequenz, wie in SEQ ID Nr. 50 oder 51 gezeigt;
 (b) einer Nukleinsäuresequenz, die ein Polypeptid kodiert, das eine Aminosäuresequenz umfasst, wie in einer der SEQ ID Nr. 52 gezeigt;
 (c) einer Nukleinsäuresequenz, die für ein Polypeptid mit einer Aminosäuresequenz mit mindestens 75% Identität zu SEQ ID NO: 52 codiert, und die für ein Polypeptid mit einer omega-3-Desaturaseaktivität codiert; und
 (d) einer Nukleinsäuresequenz, erhältlich oder erhalten durch Nukleinsäureamplifikation von genetischem Material von *Hyaloperonospora parasitica* unter Verwendung des Primer-Paars

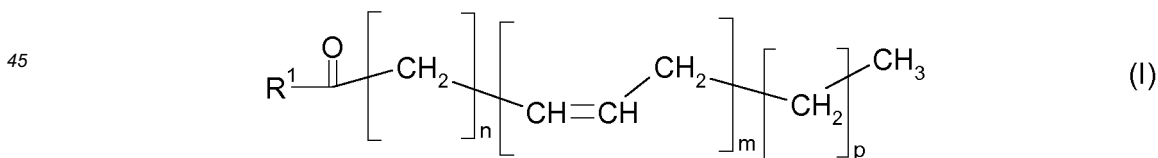
- SEQ ID NO: 53 und SEQ ID NO: 55 oder
 - SEQ ID NO: 54 und SEQ ID NO: 56 und die für ein Polypeptid mit einer omega-3-Desaturaseaktivität codiert.

2. Polynukleotid nach Anspruch 1, wobei das Polynukleotid aus RNA oder DNA besteht und/oder wobei die Nuklein-

EP 2 669 380 B1

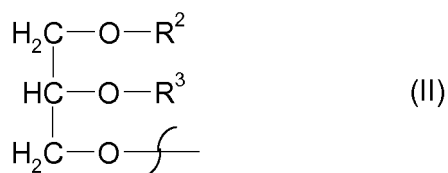
säuresequenz mit einer Expressionskontrollsequenz operativ verknüpft ist.

3. Vektor, vorzugsweise ein Expressionsvektor, der das Polynukleotid nach Anspruch 1 oder 2 umfasst.
- 5 4. Vektor nach Anspruch 3, wobei das Polynukleotid nach einem der Ansprüche 1 oder 2 operativ mit einem samen-spezifischen Promoter, vorzugsweise für eine monokotyle oder eine dikotyle Pflanze, verknüpft ist.
5. Vektor nach Anspruch 3 oder 4, wobei der Vektor mindestens ein weiteres Polynukleotid umfasst, das ein weiteres Enzym kodiert, das an der Biosynthese von Lipiden oder Fettsäuren beteiligt ist.
- 10 6. Wirtszelle, die das Polynukleotid nach Anspruch 1 oder 2 oder den Vektor nach einem der Ansprüche 3 bis 5 umfasst.
7. Wirtszelle nach Anspruch 6, wobei die Wirtszelle mindestens ein weiteres Enzym umfasst, das an der Biosynthese von Lipiden oder Fettsäuren beteiligt ist.
- 15 8. Vektor nach Anspruch 5 oder Wirtszelle nach Anspruch 7, wobei das Enzym aus der Gruppe ausgewählt ist, bestehend aus: Acyl-CoA-Dehydrogenase(n), Acyl-ACP- [= Acylcarrierprotein-] Desaturase(n), Acyl-ACP-Thioesterase(n), Fettsäureacyltransferase(n), Acyl-CoA:Lysophospholipid-Acyltransferase(n), Fettsäuresynthase(n), Fettsäurehydroxylase(n), Acetyl-Coenzym A-Carboxylase(n), Acyl-Coenzym A-Oxidase(n), Fettsäuredesaturase(n), Fettsäureacetylenase(n), Lipoxxygenase(n), Triacylglycerinlipase(n), Allenoxidsynthase(n), Hydroperoxidlyase(n), Fettsäureelongase(n), Δ 4-Desaturase(n), Δ 5-Desaturase(n), Δ 6-Desaturase(n), Δ 8-Desaturase(n), Δ 9-Desaturase(n), Δ 12-Desaturase(n), Δ 5-Elongase(n), Δ 6-Elongase(n) und Δ 9-Elongase(n).
- 20 9. Verfahren zur Herstellung eines Polypeptids mit Desaturase-Aktivität, das folgende Schritte umfasst:
 - 25 (a) das Expressieren eines Polynukleotids nach Anspruch 1 oder 2 in einer Wirtszelle und
 - (b) Erhalten des Polypeptids, das von dem Polynukleotid unter (a) kodiert wird, aus der Wirtszelle.
- 30 10. Polypeptid, das von dem Polynukleotid nach Anspruch 1 oder 2 kodiert wird oder das durch das Verfahren nach Anspruch 9 erhältlich ist.
11. Antikörper, der spezifisch das Polypeptid nach Anspruch 10 erkennt.
- 35 12. Transgener, nicht-menschlicher Organismus, der das Polynukleotid nach Anspruch 1 oder 2, den Vektor nach einem der Ansprüche 3 bis 5 oder die Wirtszelle nach Anspruch 6 oder 7 umfasst.
13. Transgener, nicht-menschlicher Organismus nach Anspruch 12, wobei der Organismus ein Tier, eine Pflanze oder ein multizellulärer Mikroorganismus ist.
- 40 14. Verfahren zur Herstellung einer Substanz, die die hier nachstehend in der allgemeinen Formel I gezeigte Struktur aufweist:

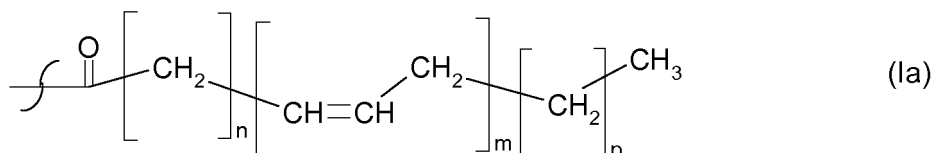


wobei die Variablen und Substituenten Folgende sind:

R^1 = Hydroxyl, Coenzym A (Thioester), Lysophosphatidylcholin, Lysophosphatidylethanol-amin, Lysophosphatidylglycerin, Lysodiphosphatidylglycerin, Lysophosphatidylserin, Lysophosphatidylinositol, Sphingobase oder ein Rest der Formel II



R^2 = Wasserstoff, Phosphatidylcholin, Phosphatidylethanolamin, Phosphatidylglycerin, Diphosphatidylglycerin, Phosphatidylserin, Phosphatidylinositol oder ein gesättigtes oder ungesättigtes C_2 - bis C_{24} -Alkylcarbonyl, R^3 = Wasserstoff, ein gesättigtes oder ungesättigtes C_2 -bis C_{24} -Alkylcarbonyl oder R^2 und R^3 sind unabhängig voneinander ein Rest der Formel Ia:



in der

$n = 2, 3, 4, 5, 6, 7$ oder 9 , $m = 2, 3, 4, 5$ oder 6 und $p = 0$ oder 3 ;

und

wobei das Verfahren das Kultivieren (i) einer Wirtszelle nach einem der Ansprüche 3 bis 5 oder (ii) eines transgenen, nicht-menschlichen Organismus nach Anspruch 12 oder 13 unter Bedingungen umfasst, die die Biosynthese der Substanz gestatten.

15. Verfahren zur Herstellung einer Öl-, Lipid- oder Fettsäurezusammensetzung, umfassend die Schritte des Verfahrens nach Anspruch 14 und den weiteren Schritt der Formulierung der Substanz als eine Öl-, Lipid- oder Fettsäurezusammensetzung.

16. Verfahren nach Anspruch 15, wobei die Öl-, Lipid- oder Fettsäurezusammensetzung weiterhin derart formuliert wird, dass ein Arzneimittel, ein Kosmetikprodukt, ein Nahrungsmittel, ein Futtermittel, vorzugsweise Fischfutter, oder eine Nahrungsmittelergänzung erhalten wird.

17. Verwendung des Polynukleotids nach Anspruch 1 oder 2, des Vektors nach einem der Ansprüche 3 bis 5, der Wirtszelle nach Anspruch 6 oder 7, des Vektors oder der Wirtszelle nach Anspruch 8, des Polypeptids nach Anspruch 10 oder des transgenen, nicht-menschlichen Organismus nach Anspruch 12 oder 13 zur Herstellung einer Öl-, Lipid- oder Fettsäurezusammensetzung.

Revendications

1. Polynucléotide comprenant une séquence d'acide nucléique choisie dans le groupe constitué de :

(a) une séquence d'acide nucléique telle que décrite dans SEQ ID NO. 50 ou 51 ;

(b) une séquence d'acide nucléique qui code pour un polypeptide qui comprend une séquence d'acides aminés telle que décrite dans l'un de SEQ ID NO. 52 ;

(c) une séquence d'acide nucléique qui code pour un polypeptide ayant une séquence d'acides aminés ayant au moins 75 % d'identité avec SEQ ID NO: 52, et qui code pour un polypeptide ayant une activité oméga-3 désaturase ; et

(d) une séquence d'acide nucléique pouvant être obtenue ou obtenue par amplification d'acide nucléique de matériel génétique de *Hyaloperonospora parasitica* au moyen de la paire d'amorces

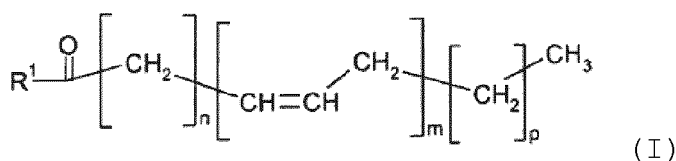
- SEQ ID NO: 53 et SEQ ID NO: 55, ou

- SEQ ID NO: 54 et SEQ ID NO: 56

et qui code pour un polypeptide ayant une activité oméga-3 désaturase.

EP 2 669 380 B1

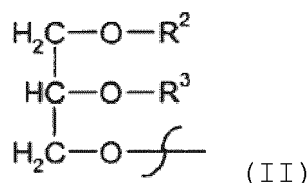
2. Polynucléotide selon la revendication 1, le polynucléotide étant constitué d'ARN ou d'ADN, et/ou la séquence d'acide nucléique est fonctionnellement liée à une séquence de contrôle d'expression.
3. Vecteur, de préférence un vecteur d'expression, comprenant le polynucléotide selon la revendication 1 ou 2.
4. Vecteur selon la revendication 3, dans lequel le polynucléotide selon l'une quelconque des revendications 1 ou 2 est fonctionnellement lié à un promoteur spécifique de graine, de préférence pour une plante monocotylédone ou dicotylédone.
5. Vecteur selon la revendication 3 ou 4, le vecteur comprenant au moins un autre polynucléotide qui code pour une autre enzyme qui est impliquée dans la biosynthèse de lipides ou d'acides gras.
6. Cellule hôte comprenant le polynucléotide selon la revendication 1 ou 2 ou le vecteur selon l'une quelconque des revendications 3 à 5.
7. Cellule hôte selon la revendication 6, la cellule hôte comprenant en outre au moins une autre enzyme qui est impliquée dans la biosynthèse de lipides ou d'acides gras.
8. Vecteur selon la revendication 5 ou cellule hôte selon la revendication 7, l'enzyme étant choisie dans le groupe constitué de : acyl-CoA déshydrogénase(s), acyl-ACP [= protéine transporteuse d'acyle] désaturase(s), acyl-ACP thioestérase(s), acide gras acyltransférase(s), acyl-CoA:lysophospholipide acyltransférase(s), acide gras synthase(s), acide gras hydroxylase(s), acétyl-coenzyme A carboxylase(s), acyl-coenzyme A oxidase(s), acide gras désaturase(s), acide gras acétylénase(s), lipoxygénase(s), triacylglycérol lipase(s), oxyde d'allène synthase(s), hydroperoxyde lyase(s), acide gras élongase(s), 04-désaturase(s), Δ5-désaturase(s), Δ6-désaturase(s), Δ8-désaturase(s), Δ9-désaturase(s), Δ12-désaturase(s), Δ5-élongase(s), Δ6-élongase(s) et Δ9-élongase(s).
9. Procédé de génération d'un polypeptide ayant une activité désaturase, comprenant les étapes consistant à :
- (a) exprimer un polynucléotide selon la revendication 1 ou 2 dans une cellule hôte ; et
- (b) obtenir, à partir de la cellule hôte, le polypeptide qui est codé par le polynucléotide selon (a).
10. Polypeptide qui est codé par le polynucléotide selon la revendication 1 ou 2 ou qui peut être obtenu par le procédé selon la revendication 9.
11. Anticorps qui reconnaît spécifiquement le polypeptide selon la revendication 10.
12. Organisme transgénique, non humain comprenant le polynucléotide selon la revendication 1 ou 2, le vecteur selon l'une quelconque des revendications 3 à 5 ou la cellule hôte selon la revendication 6 ou 7.
13. Organisme transgénique, non humain selon la revendication 12, l'organisme étant un animal, une plante ou un micro-organisme multicellulaire.
14. Procédé pour la production d'une substance qui a la structure décrite dans la formule générale I ci-dessous



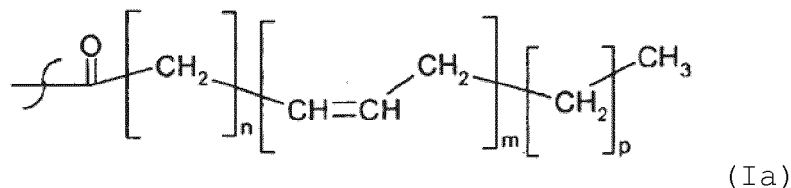
les variables et substituants étant comme suit :

R¹ = hydroxyle, coenzyme A (thioester), lysophosphatidylcholine, lysophosphatidyléthanolamine, lysophosphatidylglycérol, lysodiphosphatidylglycérol, lysophosphatidylsérine, lysophosphatidylinositol, une base sphingoïde ou un radical de formule II

EP 2 669 380 B1



R² = hydrogène, phosphatidylcholine, phosphatidyléthanolamine, phosphatidylglycérol, diphosphatidylglycérol, phosphatidylsérine, phosphatidylinositol ou alkylcarbonyle en C₂ à C₂₄ saturé ou insaturé,
 R³ = hydrogène, un alkylcarbonyle en C₂ à C₂₄ saturé ou insaturé, ou R² et R³ indépendamment l'un de l'autre sont un radical de formule la :



n = 2, 3, 4, 5, 6, 7 ou 9, m = 2, 3, 4, 5 ou 6 et p = 0 ou 3 ; et

le procédé comprenant la culture de (i) une cellule hôte selon l'une quelconque des revendications 3 à 5 ou (ii) un organisme transgénique, non humain selon la revendication 12 ou 13 dans des conditions qui permettent la biosynthèse de la substance.

15. Procédé pour la production d'une composition d'huile, de lipide ou d'acide gras, comprenant les étapes du procédé selon la revendication 14 et l'étape supplémentaire de formulation de la substance sous la forme d'une composition d'huile, de lipide ou d'acide gras.
16. Procédé selon la revendication 15, la composition d'huile, de lipide ou d'acide gras étant en outre formulée pour obtenir un médicament, un produit cosmétique, un aliment humain, un aliment pour animaux, de préférence un aliment pour poisson, ou un supplément alimentaire.
17. Utilisation du polynucléotide selon la revendication 1 ou 2, du vecteur selon l'une quelconque des revendications 3 à 5, de la cellule hôte selon la revendication 6 ou 7, du vecteur ou la cellule hôte selon la revendication 8, du polypeptide selon la revendication 10 ou de l'organisme transgénique, non humain selon la revendication 12 ou 13 pour la production d'une composition d'huile, de lipide ou d'acide gras.

REFERENCES CITED IN THE DESCRIPTION

This list of references cited by the applicant is for the reader's convenience only. It does not form part of the European patent document. Even though great care has been taken in compiling the references, errors or omissions cannot be excluded and the EPO disclaims all liability in this regard.

Patent documents cited in the description

- WO 9113972 A [0009]
- WO 9311245 A [0009]
- WO 9411516 A [0009]
- US 2007249026 A [0009]
- EP 0550162 A [0009]
- WO 9418337 A [0009]
- WO 9730582 A [0009]
- WO 9721340 A [0009]
- WO 9518222 A [0009]
- EP 0794250 A [0009]
- WO 9306712 A [0009]
- US 5614393 A [0009]
- WO 9621022 A [0009]
- WO 0021557 A [0009]
- WO 9927111 A [0009]
- WO 9846763 A [0009]
- WO 9846764 A [0009]
- WO 9846765 A [0009]
- WO 9964616 A [0009]
- WO 9846776 A [0009]
- DE 10219203 A [0016]
- DE 10206008030 [0016]
- WO 2005083053 A [0022]
- WO 0129058 A [0039]
- WO 9932619 A [0039]
- US 5565350 A [0039]
- US 5756325 A [0039]
- US 5871984 A [0039]
- US 5731181 A [0039]
- US 5795972 A [0039]
- US 6573046 B [0039]
- US 6211351 B [0039]
- US 6586184 B [0039]
- US 6271360 B [0039]
- US 6479292 B [0039]
- WO 2006100241 A [0041]
- WO 2004057001 A [0041]
- EP 0388186 A [0048]
- EP 0335528 A [0048]
- WO 9321334 A [0048]
- EP 0249676 A [0048]
- US 5608152 A [0048] [0049] [0058]
- WO 9845461 A [0048] [0049] [0058]
- US 5504200 A [0048] [0049] [0058]
- WO 9113980 A [0048] [0049] [0058]
- WO 9515389 A [0048] [0049] [0058]
- WO 9523230 A [0048] [0049] [0058]
- WO 9916890 A [0048] [0049] [0058]
- US 5315001 A [0049]
- WO 9218634 A [0049]
- WO 9320216 A [0049]
- US 5677474 A [0049]
- US 5530149 A [0049]
- EP 571741 A [0049]
- JP 6062870 A [0049]
- WO 9808962 A [0049]
- US 5689040 A [0049]
- EP 781849 A [0049]
- WO 9519443 A [0050] [0057]
- DE 10102337 [0051]
- DE 10102338 [0051]
- WO 9801572 A [0052]
- US 5352605 A [0056]
- WO 8402913 A [0056]
- US 4962028 A [0056]
- US 5187267 A [0057]
- WO 9612814 A [0057]
- EP 0375091 A [0057]
- WO 9516783 A [0058]
- WO 9706250 A [0058]
- WO 9946394 A [0058]

Non-patent literature cited in the description

- **POULOS.** *Lipids*, 1995, vol. 30, 1-14 [0003]
- **HORROCKS, LA ; YEO YK.** *Pharmacol Res*, 1999, vol. 40, 211-225 [0003]
- **STUKEY et al.** *J. Biol. Chem.*, 1990, vol. 265, 20144-20149 [0009]
- **WADA et al.** *Nature*, 1990, vol. 347, 200-203 [0009]
- **HUANG et al.** *Lipids*, 1999, vol. 34, 649-659 [0009]
- **MCKEON et al.** *Methods in Enzymol.*, 1981, vol. 71, 12141-12147 [0009]
- **WANG et al.** *Plant Physiol. Biochem.*, 1988, vol. 26, 777-792 [0009]
- **R. VAZHAPPILLY ; F. CHEN.** *Botanica Marina*, 1998, vol. 41, 553-558 [0010]
- **K. TOTANI ; K. OBA.** *Lipids*, 1987, vol. 22, 1060-1062 [0010]
- **M. AKIMOTO et al.** *Appl. Biochemistry and Biotechnology*, 1998, vol. 73, 269-278 [0010]
- **YU, R. et al.** *Lipids*, 2000, vol. 35, 1061-1064 [0011]

- **TAKEYAMA, H. et al.** *Microbiology*, 1997, vol. 143, 2725-2731 [0011]
- **ZANK, T.K. et al.** *Plant Journal*, 2002, vol. 31, 255-268 [0012] [0015]
- **SAKURADANI, E. et al.** *Gene*, 1999, vol. 238, 445-453 [0012]
- **SPRECHER.** *Biochim. Biophys. Acta*, 2000, vol. 1486, 219-231 [0012]
- **TOCHER et al.** *Prog. Lipid Res.*, 1998, vol. 37, 73-117 [0013]
- **DOMERGUE et al.** *Eur. J. Biochem.*, 2002, vol. 269, 4105-4113 [0013]
- **SHIMIKAWA.** *World Rev. Nutr. Diet.*, 2001, vol. 88, 100-108 [0014]
- **CALDER.** *Proc. Nutr. Soc.*, 2002, vol. 61, 345-358 [0014]
- **CLELAND ; JAMES.** *J. Rheumatol.*, 2000, vol. 27, 2305-2307 [0014]
- Nouveau Dictionnaire des Huiles Végétales [New Dictionary of Vegetable Oils. **E. UCCIANI.** Technique & Documentation - Lavoisier. 1995 [0015]
- **BEAUDOIN et al.** *Biochem Soc Trans*, 2000, vol. 28, 661-663 [0015]
- Current Protocols in Molecular Biology. John Wiley & Sons, 1989, 6.3.1-6.3.6 [0032]
- **SAMBROOK et al.** *Molecular Cloning.* Cold Spring Harbor Laboratory, 1989 [0032]
- *Nucleic Acids Hybridization: A Practical Approach.* IRL Press. Oxford University Press, 1985 [0032]
- *Essential Molecular Biology: A Practical Approach.* **BROWN.** IRL Press. Oxford University Press, 1991 [0032]
- *J. Mol. Evolution.*, 1987, vol. 25, 351-360 [0033]
- **HIGGINS.** *CABIOS*, 1989, vol. 5, 151-153 [0033]
- **NEEDLEMAN ; WUNSCH.** *J. Mol. Biol.*, 1970, vol. 48, 443-453 [0033]
- **SMITH ; WATERMAN.** *Adv. Appl. Math.*, 1981, vol. 2, 482-489 [0033]
- **SAMBROOK et al.** *Molecular Cloning: A Laboratory Manual.* Cold Spring Harbor Laboratory Press, 1989 [0037] [0045]
- **CHIRGWIN et al.** *Biochemistry*, 1979, vol. 18, 5294-5299 [0037]
- **FIRE et al.** *Nature*, 1998, vol. 391, 806-811 [0039]
- **FIRE.** *Trends Genet*, 1999, vol. 15, 358-363 [0039]
- **SHARP.** *RNA interference 2001. Genes Dev.*, 2001, vol. 15, 485-490 [0039]
- **HAMMOND et al.** *Nature Rev. Genet.*, 2001, vol. 2, 1110-1119 [0039]
- *Tuschl, Chem. Biochem.*, 2001, vol. 2, 239-245 [0039]
- **HAMILTON et al.** *Science*, 1999, vol. 286 [0039]
- **HAMMOND et al.** *Nature*, 2000, vol. 404, 293-296 [0039]
- **ZAMORE et al.** *Cell*, 2000, vol. 101, 25-33 [0039]
- **BERNSTEIN et al.** *Nature*, 2001, vol. 409, 363-366 [0039]
- **ELBASHIR et al.** *Genes Dev.*, 2001, vol. 15, 188-200 [0039]
- **ELBASHIR et al.** *Nature*, 2001, vol. 411, 494-498 [0039]
- *Methods in Molecular Biology.* 1995, vol. 44 [0045]
- *Agrobacterium protocols.* Humana Press [0045]
- **HELLENS et al.** *Trends in Plant Science*, 2000, vol. 5, 446-451 [0046]
- *Plant Molecular Biology and Biotechnology.* CRC Press, 1993, 71-119 [0046]
- **F.F. WHITE.** *Vectors for Gene Transfer in Higher Plants. Transgenic Plants*, vol. 1 [0046]
- Kung and R. Wu. Academic Press, 1993, 15-38 [0046]
- **B. JENES et al.** *Techniques for Gene Transfer. Transgenic Plants*, vol. 1 [0046]
- *Engineering and Utilization.* Academic Press, 1993, 28-143 [0046]
- **POTRYKUS.** *Annu. Rev. Plant Physiol. Plant Molec. Biol.*, 1991, vol. 42, 205-225 [0046]
- **GOEDDEL.** *Gene Expression Technology: Methods in Enzymology.* Academic Press, 1990 [0047]
- **GRUBER ; CROSBY.** *Methods in Plant Molecular Biology and Biotechnology.* CRC Press, vol. 7, 89-108 [0047]
- **FRANCK et al.** *Cell*, 1980, vol. 21, 285-294 [0048] [0056]
- **WARD et al.** *Plant. Mol. Biol.*, 1993, vol. 22 [0048]
- *Plant J.* 2, September 1992, 397-404 [0048]
- **GATZ et al.** *tetracycline-inducible* [0048]
- **STOCKHAUS et al.** *EMBO J.*, 1989, vol. 8, 2445 [0048]
- **BAEUMLEIN et al.** *Plant J.*, 1992, 233-239 [0048]
- **BÄUMLEIN et al.** *Mol. Gen Genet.*, 1991, vol. 225 (3 [0049]
- **BÄUMLEIN et al.** *Plant J.*, 1992 [0049]
- **GATZ.** *Annu. Rev. Plant Physiol. Plant Mol. Biol.*, 1997, vol. 48, 89-108 [0050]
- **GATZ et al.** *Plant J.*, 1992, vol. 2, 397-404 [0050] [0057]
- **ROMANOS, M.A. et al.** *Foreign gene expression in yeast: a review. Yeast*, 1992, vol. 8, 423-488 [0052]
- *Heterologous gene expression in filamentous fungi. VAN DEN HONDEL, C.A.M.J.J. et al.* *More Gene Manipulations in Fungi.* Academic Press, 1991, 396-428 [0052]
- *Gene transfer systems and vector development for filamentous fungi. VAN DEN HONDEL, C.A.M.J.J. ; PUNT, P.J. et al.* *Applied Molecular Genetics of Fungi.* 1991, 1-28 [0052]
- **FALCIATORE et al.** *Marine Biotechnology.* 1. Cambridge University Press, 1999, vol. 3, 239-251 [0052]
- **SCHMIDT, R. ; WILLMITZER, L.** *High efficiency Agrobacterium tumefaciens-mediated transformation of Arabidopsis thaliana leaf and cotyledon explants. Plant Cell Rep*, 1988, 583-586 [0052]
- *Plant Molecular Biology and Biotechnology.* C Press, 1993, 71-119 [0052]

- Techniques for Gene Transfer. **F.F. WHITE, B. JENES et al.** *Transgenic Plants*. vol. 1 [0052]
- Engineering and Utilization. Academic Press, 1993, 128-43 [0052]
- **POTRYKUS.** *Annu. Rev. Plant Physiol. Annu. Rev. Plant Physiol. Plant Molec. Biol.*, 1991, vol. 42, 205-225 [0052]
- Gene Expression Technology. **GOEDDEL.** *Gene Expression Technology: Methods in Enzymology*. Academic Press, 1990, vol. 185 [0052]
- **SMITH, D.B. ; JOHNSON, K.S.** *Gene. Pharmacia Biotech Inc*, 1988, vol. 67, 31-40 [0053]
- **AMANN et al.** *Gene*, 1988, vol. 69, 301-315 [0053]
- Gene Expression Technology. **STUDIER et al.** *Gene Expression Technology: Methods in Enzymology*. Academic Press, 1990, vol. 185, 60-89 [0053]
- **BALDARI et al.** *Embo J.*, 1987, vol. 6, 229-234 [0054]
- **KURJAN ; HERSKOWITZ.** *Cell*, 1982, vol. 30, 933-943 [0054]
- **SCHULTZ et al.** *Gene*, 1987, vol. 54, 113-123 [0054]
- Gene transfer systems and vector development for filamentous fungi. **VAN DEN HONDEL, C.A.M.J.J. ; PUNT, P.J. et al.** *Applied Molecular Genetics of fungi*. University Press, 1991, 1-28 [0054]
- More Gene Manipulations in Fungi. Academic Press, 396-428 [0054]
- **SMITH et al.** *Mol. Cell Biol.*, 1983, vol. 3, 2156-2165 [0055]
- **LUCKLOW ; SUMMERS.** *Virology*, 1989, vol. 170, 31-39 [0055]
- **BECKER, D. ; KEMPER, E. ; SCHELL, J. ; MASTERSON, R.** *New plant binary vectors with selectable markers located proximal to the left border. Plant Mol. Biol.*, 1992, vol. 20, 1195-1197 [0056]
- **BEVAN, M.W.** *Binary Agrobacterium vectors for plant transformation. Nucl. Acids Res.*, 1984, vol. 12, 8711-8721 [0056]
- Gene Transfer in Higher Plants. *Transgenic Plants*, vol. 1 [0056]
- Engineering and Utilization. Academic Press, 1993, 15-38 [0056]
- **GIELEN et al.** *EMBO J.*, 1984, vol. 3, 835 [0056]
- **GALLIE et al.** *Nucl. Acids Research*, 1987, vol. 15, 8693-8711 [0056]
- **BENFEY et al.** *EMBO J.*, 1989, vol. 8, 2195-2202 [0056]
- **KERMODE.** *Crit. Rev. Plant Sci.*, 1996, vol. 15 (4), 285-423 [0056]
- **GATZ.** *Annu. Rev. Plant Physiol. Annu. Rev. Plant Physiol. Plant Mol. Biol.*, 1997, vol. 48, 89-108 [0057]
- **WARD et al.** *Plant. Mol. Biol.*, 1993, vol. 22, 361-366 [0057]
- **BAEUMLEIN et al.** *Mol Gen Genet*, 1991, vol. 225 (3), 459-67 [0058]
- **BAEUMLEIN et al.** *Plant Journal*, 1992, vol. 2 (2), 233-9 [0058]
- Cloning Vectors. Elsevier, 1985 [0059]
- **SAMBROOK, J. ; FRITSCH, E.F. ; MANIATIS, T.** *Molecular Cloning: A Laboratory Manual*. Cold Spring Harbor Laboratory Press, 1989 [0059]
- **GOEDDEL.** *Gene Expression Technology: Methods in Enzymology*. Academic Press, 1990, vol. 185 [0065]
- Gene Expression Technology. **GOTTESMAN, S.** *Methods in Enzymology*. Academic Press, 1990, vol. 185, 119-128 [0065]
- **HARLOW ; LANE.** *Antibodies, A Laboratory Manual*. CSH Press, 1988 [0073]
- **KÖHLER ; MILSTEIN.** *Nature*. 1975, vol. 256, 495 [0073]
- **GALFRÉ.** *Meth. Enzymol.*, 1981, vol. 73, 3 [0073]
- **MIKOKLAJCZAK et al.** *Journal of the American Oil Chemical Society*, 1961, vol. 38, 678-681 [0099]
- **CHMIEL.** *Bioprozeßtechnik 1. Einführung in die Bioverfahrenstechnik [Bioprocess technology 1. Introduction to bioprocess technology*. Gustav Fischer Verlag, 1991 [0122]
- **STORHAS.** *Bioreaktoren und periphere Einrichtungen [Bioreactors and peripheral equipment*. Vieweg Verlag, 1994 [0122]
- Manual of Methods for General Bacteriology. the American Society for Bacteriology. 1981 [0123]
- *Applied Microbiol. Physiology, A Practical Approach*. IRL Press, 1997, 53-73 [0131]
- **F.C. NEIDHARDT et al.** *E. coli and Salmonella*. ASM Press, 1996, 612-636 [0140]
- *Biology of Prokaryotes*, 1999 [0140]
- **MAGNUSON, K. et al.** *Microbiological Reviews*, 1993, vol. 57, 522-542 [0140]
- **FRENTZEN.** *Lipid*, 1998, vol. 100 (4-5), 161-166 [0144]
- **KINNEY.** *Genetic Engineering*. 1997, vol. 19, 149-166 [0144]
- **OHLROGGE ; BROWSE.** *Plant Cell*. 1995, vol. 7, 957-970 [0144]
- *Annu. Rev. Plant Physiol.* **SHANKLIN ; CAHOON.** *Plant Mol. Biol.* 1998, vol. 49, 611-641 [0144]
- **VOELKER.** *Genetic Engineering*, 1996, vol. 18, 111-13 [0144]
- **GERHARDT.** *Prog. Lipid R.*, 1992, vol. 31, 397-417 [0144]
- **GÜHNEMANN-SCHÄFER ; KINDL.** *Biochim. Biophys Acta*, 1995, vol. 1256, 181-186 [0144]
- **KUNAU et al.** *Prog. Lipid Res.*, 1995, vol. 34, 267-342 [0144]
- **STYMNE et al.** *Biochemistry*, 1993 [0144]
- *Molecular Biology of Membrane and Storage Lipids of Plants*. American Society of Plant Physiologists, 150-158 [0144]
- **MURPHY ; ROSS.** *Plant Journal.*, 1998, vol. 13 (1), 1-16 [0144]
- **SANGER et al.** *Proc. Natl. Acad. Sci. USA*, 1977, vol. 74, 5463-5467 [0154]
- **ULLMAN.** *Encyclopedia of Industrial Chemistry*. VCH, 1985, vol. A2, 89-90 [0155]

- **FALLON, A. et al.** Applications of HPLC in Biochemistry. *Laboratory Techniques in Biochemistry and Molecular Biology*, 1987, vol. 17 [0155]
- Product recovery and purification. **REHM et al.** Biotechnology. VCH, 1993, vol. 3, 469-714 [0155]
- **BELTER, P.A. et al.** Bioseparations: downstream processing for Biotechnology. John Wiley and Sons, 1988 [0155]
- **KENNEDY, J.F. ; CABRAL, J.M.S.** Recovery processes for biological Materials. John Wiley and Sons, 1992 [0155]
- **SHAEWITZ, J.A. ; HENRY, J.D. ; 1988.** Biochemical Separations, in: Ullmann's Encyclopedia of Industrial Chemistry. VCH, vol. B3, 1-27 [0155]
- **DECHOW, F.J.** Separation and purification techniques in biotechnology. Noyes Publications, 1989 [0155]
- **CAHOON et al.** *Proc. Natl. Acad. Sci. USA*, 1999, vol. 96 (22), 12935-12940 [0156]
- **BROWSE et al.** *Analytic Biochemistry*, 1986, vol. 152, 141-145 [0156]
- **CHRISTIE, WILLIAM W.** Advances in Lipid Methodology. Oily Press [0156]
- A Practical Guide - Ayr. **CHRISTIE ; WILLIAM W.** Gas Chromatography and Lipids. Oily Press, 1989, vol. IX, 307 [0156]
- Progress in Lipid Research. Pergamon Press, 1952 [0156]
- Applied Microbial Physiology. A Practical Approach. IRL Press, 103-129 [0157]
- **CHRISTIE.** Advances on Lipid Methodology. Oily Press, 1997, 119-169 [0159]
- Gaschromatographie-Massenspektrometrie-Verfahren [Gas chromatography/mass spectrometry methods. *Lipide*, 1998, vol. 33, 343-353 [0159]
- **SAYANOVA O et al.** *J. Biol. Chem.*, 2006, vol. 281, 36533-36541 [0163]
- **THOMPSON JD et al.** *Nucleic Acids Res.*, 1994, vol. 22, 4673-4680 [0163]
- **NAPIER ; MICHAELSON.** *Lipids.*, 2001, vol. 36 (8), 761-766 [0169]
- **SAYANOVA et al.** *Journal of Experimental Botany.*, 2001, vol. 52 (360), 1581-1585 [0169]
- **SPERLING et al.** *Arch. Biochem. Biophys.*, 2001, vol. 388 (2), 293-298 [0169]
- **MICHAELSON et al.** *FEBS Letters*, 1998, vol. 439 (3), 215-218 [0169]
- **HAJDUKIEWICZ, P ; SVAB, Z ; MALIGA, P.** The small versatile pPZP family of Agrobacterium binary vectors for plant transformation. *Plant Mol Biol*, 1994, vol. 25, 989-994 [0178]
- **DE GREVE, H. ; DHAESE, P., SEURINCK, J. ; LEMMERS, M. ; VAN MONTAGU, M. ; SCHELL, J.** Nucleotide sequence and transcript map of the Agrobacterium tumefaciens Ti plasmid-encoded octopine synthase gene. *J. Mol. Appl. Genet.*, 1982, vol. 1 (6), 499-511 [0178]
- **DEBLAERE et al.** *Nucl. Acids. Res.*, 1984, vol. 13, 4777-4788 [0181]
- **MURASHIGE ; SKOOG.** *Physiol. Plant.*, 1962, vol. 15, 473 [0181]
- **QIU et al.** *J. Biol. Chem.*, 2001, vol. 276, 31561-31566 [0182]
- **BELL et al.** *In Vitro Cell. Dev. Biol.-Plant.*, 1999, vol. 35 (6), 456-465 [0183]
- **MLYNAROVA et al.** *Plant Cell Report*, 1994, vol. 13, 282-285 [0183]