

# Rothamsted Repository Download

## A - Papers appearing in refereed journals

Reynolds, A. M. 2018. Incorporating terminal velocities into Lagrangian stochastic models of particle dispersal in the atmospheric boundary layer. *Scientific Reports*. 8, p. 16843.

The publisher's version can be accessed at:

- <https://dx.doi.org/10.1038/s41598-018-34924-4>

The output can be accessed at:

<https://repository.rothamsted.ac.uk/item/84v28/incorporating-terminal-velocities-into-lagrangian-stochastic-models-of-particle-dispersal-in-the-atmospheric-boundary-layer>.

© 15 November 2018, CC-BY terms apply

# Incorporating terminal velocities into Lagrangian stochastic models of particle dispersal in the atmospheric boundary layer

**Andy M. Reynolds**

5 *Rothamsted Research, Harpenden, Hertfordshire, AL5 2JQ, UK*

Tel: +44 (0)1582 763133

Fax: +44 (0)1582 760981

Email: [andy.reynolds@rothamsted.ac.uk](mailto:andy.reynolds@rothamsted.ac.uk)

10

**Abstract** Lagrangian stochastic models for simulation of tracer-particle trajectories in turbulent flows can be adapted for simulation of particle trajectories. This is conventionally done by replacing the zero-mean fall speed of a tracer-particle with the terminal speed of the particle. Such models have been used widely to predict spore and pollen dispersal. Here I show that this modification predicts that particles become uniformly distributed throughout the air column, which is at variance with the seminal experimental studies of Hirst et al. (1967) that demonstrated spore concentrations (and pollen concentrations) declined exponentially with height in unstable air. This discrepancy arises because the terminal velocity, which is a Lagrangian property of a particle, has always been treated as if it were an Eulerian property of an ensemble of particles. In this study models are formulated correctly. I show that the mean acceleration of a tracer-particle should be replaced by the mean acceleration of a particle. Model predictions for aerial density profiles then agreed with the observations of Hirst et al. (1967) and with observations of ground-level concentrations but differed significantly from predictions obtained using conventional models. In accordance with the results of numerical simulations, the models also predict that particles are moving downwind marginally more slowly than the wind itself. Finally, the new modelling approach can be extended to predict the dispersal of small insects with active flight behaviours.

15

20

25

## Introduction

In his seminal work, Thomson [1] correctly noted that turbulent dispersal within complex, inhomogeneous turbulent flows, such as the atmospheric boundary-layer, is best predicted by Lagrangian stochastic models because other methods (e.g., diffusion equations and similarity theory) are either invalid or inappropriate. Thomson [1] showed how Lagrangian stochastic models for simulation of tracer-particle trajectories could be formulated by invoking the 'well-mixed condition'. Thomson's 'well-mixed condition' states that: If, at time  $t=t_0$ , the joint distribution of tracer-particle positions ( $\mathbf{x}$ ) and velocities ( $\mathbf{u}$ ),  $P(\mathbf{u}, \mathbf{x}, t)$ , is proportional to the Eulerian joint distribution of positions and velocities,  $P_E(u, x, t)$ , then at all later times, ( $t>t_0$ ),  $P(\mathbf{u}, \mathbf{x}, t)$  must remain proportional to  $P_E(\mathbf{u}, \mathbf{x}, t)$ . This condition (assumption) is equivalent to, or more stringent than, all other criteria that, to date, have been identified as being capable of distinguishing between well- and poorly-formulated models. Mathematically, it requires that the model is derived from a Fokker-Planck equation. Lagrangian stochastic models satisfying the 'well-mixed condition' do accurately predict tracer-particle dispersal in: plant canopy turbulence; fully-convective boundary-layers; and other complex, inhomogeneous turbulent flows [2-5]. Nonetheless, there is currently no rigorous theoretical framework for formulation of Lagrangian stochastic models that is equivalent to the 'well-mixed condition' and capable of simulating heavy particle trajectories [6]. In the absence of such a framework, *ad hoc* modifications have been made to tracer-particle models to account for the effects of falling under gravity and particle inertia. Here I show that the most used, and seemingly most intuitive of these modifications, is inconsistent with the classic observations of Hirst et al. [7] for pollen dispersal in the atmospheric boundary-layers. I then formulate new models that overcome this problem for small particles such as spores and pollen grains. This is of practical significance because model predictions for ground-level concentrations and dispersal ranges differ significantly from predictions obtained using conventional models.

## Methodology and Results

### *Preliminary illustrative analysis: Particles in homogeneous turbulence*

For illustrative purposes, I began with a one-dimensional analysis of the simplest case of a small, rigid, much-denser-than-air, spherical particle falling through isotropic homogeneous turbulence with Gaussian velocity statistics. The dominant forces on particles of this type are Stokes drag and gravity. The one-dimensionality of the analysis mirrors the modelling of tracer-particle trajectories in boundary layers where Lagrangian stochastic models are frequently used to model vertical movements due to turbulence, and where turbulence is assumed to have a negligible effect on downwind movements which are dominated by the

mean flow (advection). In common with the formulation of Lagrangian stochastic models for simulation of tracer-particle trajectories [1] I have assumed that the turbulent velocities experienced by particles along their trajectories can be represented as continuous Markov processes. For Lagrangian stochastic models this is appropriate within the large Reynolds number limit. This is because the Lagrangian acceleration autocorrelation function approaches a  $\delta$  function at the origin, corresponding to an uncorrelated (white noise) component in the acceleration, and hence to a Markov process [8]. The white noise does, however, result in an exponential autocorrelation function that is non-differentiable at  $t=0$ . This non-analytic behaviour can be alleviated by introducing a second timescale into the model, the Kolmogorov time scale,  $t_\eta$ , i.e., by replacing the white noise with coloured noise, that is exponentially correlated on a time scale,  $t_\eta$  (in this case the first and second but not higher derivatives of the autocorrelation function are defined at  $t=0$ ) [8]. I did not attempt this here because its impact on long-time dispersion statistics is expected to be negligible at high Reynolds numbers [8], and because the accurate representation of the smallest scales of turbulence experienced by particles is problematic [9]. The tendency for preferential congregation of particles along ‘fast tracks’ at the boundaries of vortices results in an increase in the average settling velocity [10,11], which is also neglected. Preferential sampling of turbulent flows is not significant when Stokes numbers,  $S_t = \tau/t_\eta$ , are much less than one [11], as is the case here where the focus is on spores and pollen that are dispersing in atmospheric boundary-layers. The aerodynamic response times of spores and pollen grains,  $\tau$ , is about  $10^{-4}$  s and so shorter than  $t_\eta$  which is about  $10^{-1}$  s.

With the aforementioned assumptions, the governing equation for motion in a vertical direction can be obtained by coupling Stokes’ law and gravitational settling with an Ornstein–Uhlenbeck process that models the turbulent flows experienced by the particle:

$$\begin{aligned}
 \frac{dv}{dt} &= \tau^{-1}(u - v) + g \\
 \frac{du}{dt} &= -T^{-1}u + \sqrt{2\sigma_u^2 T^{-1}} \mathbb{W} \\
 \frac{dx}{dt} &= v
 \end{aligned}
 \tag{1}$$

where  $x$  and  $v$  are the position and velocity of the particle at time  $t$ ;  $u$  is the fluid velocity in the immediate vicinity of the particle;  $g$  is acceleration due to gravity; and  $\mathbb{W}$  denotes a white noise process, which has the property  $\int_0^t \mathbb{W}(t') dt' = W(t)$  for which  $W(t)$  is a Wiener process. The

modelled velocities,  $u$ , are Gaussian distributed with mean zero and variance  $\sigma_u^2$ , and they

95 are exponentially-distributed on a timescale  $T$  that is representative of the energy-containing  
scales of motion. It is then apparent that the average settled velocity (a Lagrangian velocity  
evaluated at the particle location)  $\langle v \rangle = \tau g$ . Here the model is used with reflective boundary  
conditions at ground level to create an impenetrable barrier to transport. These conditions  
ensure maintenance of equilibrium position- and velocity-statistics, thereby allowing any  
100 analytical predictions developed below to be tested [12]. Note also that the dispersiveness of  
the smallest spores (with diameters  $< 10\mu\text{m}$ ) is so high that deposition occurs very infrequently  
[13].

Below I describe how the modelling approach is refined to account for inhomogeneous  
turbulent velocity statistics and for multi-dimensional turbulence which are both important near  
105 ground level [3].

The model predicts that equilibrium numbers of aerosol particles will decrease exponentially  
with height (Fig. 1) in accordance with the observations of Hirst et al. [7]. This decrease is a  
consequence of the imposition of an impenetrable boundary at ground level and would not  
arise in open systems that do not have such boundary conditions. In open systems, particles  
110 become uniformly distributed in the presence of a sustaining influx of particles, or in the  
presence of periodic boundary conditions. When the equilibrium distribution of particles  
decreases with height there is a balance between a relatively large number of particles moving  
upwards, which are slowed by gravity, and a relatively small number of particles moving  
downwards and being accelerated by gravity. In other words, the Eulerian velocity of many  
115 particles is zero at a given location. Nonetheless, the average Lagrangian velocity of any  
particular particle is its' terminal speed,  $\tau g$ . This distinction between Eulerian and Lagrangian  
velocities does not arise in open systems but, as shown below, is of crucial importance in the  
formulation of Lagrangian stochastic models for simulation of heavy particle trajectories (which  
use Eulerian velocity statistics as model inputs).

120 Stokes' law and the Ornstein–Uhlenbeck process (Eqn. 1) can be combined into a single  
equation:

$$\begin{aligned}
\frac{d^2v}{dt^2} &= \tau^{-1} \left( \frac{du}{dt} - \frac{dv}{dt} \right) \\
&= -\tau^{-1} \frac{dv}{dt} - \tau^{-1} T^{-1} u + \sqrt{2\sigma_u^2 T^{-1} \tau^{-2}} \mathbb{W} \\
&= -\tau^{-1} \frac{dv}{dt} - \tau^{-1} T^{-1} \left( \tau \frac{dv}{dt} - \tau g + v \right) + \sqrt{2\sigma_u^2 T^{-1} \tau^{-2}} \mathbb{W} \\
&\equiv -(\tau^{-1} + T^{-1}) \left( \frac{dv}{dt} - \frac{\tau}{T + \tau} g \right) - \tau^{-1} T^{-1} v + \sqrt{2\sigma_v^2 (T^{-1} + \tau^{-1}) T^{-1} \tau^{-1}} \mathbb{W} \\
&\equiv a \left( A = \frac{dv}{dt}, v, x \right) + b \mathbb{W}
\end{aligned} \tag{2}$$

where  $\sigma_v^2 = \frac{\sigma_u^2}{1 + \tau/T}$ . This shows that Eqn. 1 is effectively a second-order autoregressive stochastic process [8] in which the position, velocity and acceleration of the particle are modelled collectively as a Markovian process. The equilibrium Eulerian distribution of position, velocity and acceleration,  $P(A, v, x)$ , can be obtained from the associated Fokker-Planck equation:

$$\frac{\partial P}{\partial t} + v \frac{\partial P}{\partial x} + A \frac{\partial P}{\partial v} = -\frac{\partial}{\partial A} (aP) + \frac{b^2}{2} \frac{\partial^2 P}{\partial A^2} \tag{3}$$

[10]. The Fokker-Planck equation (Eqn. 3), is the Eulerian counter-part of the Lagrangian model (Eqn. 1 [14]). It follows from Eqn. 3 that Eulerian velocities (evaluated at a fixed location) are Gaussian distributed with mean zero and variance  $\sigma_v^2$  and that Eulerian accelerations are

Gaussian distributed with mean  $\langle A \rangle = \frac{\tau g}{\tau + T} \approx \frac{\tau}{T} g$  and variance  $\sigma_A^2 = \frac{\sigma_v^2}{\tau T}$  so that

$$P(A, v, x) = \frac{\rho(x)}{2\pi\sigma_v\sigma_A} \exp\left(-\frac{v^2}{2\sigma_v^2}\right) \exp\left(-\frac{(A - \langle A \rangle)^2}{2\sigma_A^2}\right) \tag{4}$$

An equation for  $\rho(x)$  can be obtained from Eqn. 3 by integrating over all accelerations:

$$\frac{\partial p}{\partial t} + v \frac{\partial p}{\partial x} + \langle A \rangle \frac{\partial p}{\partial v} = 0 \tag{5}$$

where  $p(x, v) = \frac{\rho(x)}{\sqrt{2\pi}\sigma_v} \exp\left(-\frac{v^2}{2\sigma_v^2}\right)$ . It follows that Eqn. 5 has the stationary solution:

$$\rho(x) = \rho_0 \exp\left(\frac{x \tau g}{\sigma_v^2 T}\right). \quad (6)$$

140 This prediction is consistent with Hirst et al. [7] who reported that spore (and pollen) concentrations often declined exponentially with height. It is further supported by the results of numerical simulations, obtained using Eqn. 1 (Fig. 1). As mentioned above, the exponential aerial density profile (Eqn. 6) reconciles the apparent contradiction between zero mean Eulerian velocities and non-zero mean Eulerian accelerations. This is at variance with standard models of particle dispersal [6, 15] which corresponds to a seemingly trivial re-  
145 arrangement of the terms in the penultimate line of Eqn. 2:

$$\frac{d^2 v}{dt^2} = -(\tau^{-1} + T^{-1}) \frac{dv}{dt} - \tau^{-1} T^{-1} (v - \tau g) + \sqrt{2\sigma_v^2 (T^{-1} + \tau^{-1}) T^{-1} \tau^{-1} W}$$

but which effectively assumes that the average Eulerian velocity  $\langle v \rangle = \tau g$ , and that the Eulerian acceleration  $\langle A \rangle = 0$ . It can be seen by integrating Eqn. 5 over all velocities that these conventional assumptions correspond to uniform equilibrium density profiles,  $\rho(x) = \rho_0$ , that  
150 are incompatible with the observations of Hirst et al. [7], but are consistent with expectations of open systems.

These different model predictions are of considerable practical importance because they lead to significant differences in predicted ground-level concentrations and dispersal ranges. Note, for example, that the assumption that air density within deep planetary boundary layers is  
155 constant is incorrect. In fact, the density at the top of the boundary-layer top may be more than 20% lower than at the surface, which leads to errors in the order of 10% in the tracer concentrations [16]. In the presence of a vertical wind shear, this also leads to inaccurate calculations of horizontal tracer transport. Much larger errors are expected for particles; Hirst et al. [7] reported 100-fold changes in spore and pollen concentrations.

160 The prediction made in Eqn. 6 is consistent with the seminal observations of Hirst et al. [7] which reported that, in unstable air, spore (and pollen) concentrations generally declined exponentially with height but were sometimes almost uniform in the lowest kilometre where mixing was strong (i.e., where the diffusivity,  $\sigma_v^2 T$ , was large). Analogous results were recently reported by Zhang et al. [17]. Moreover, observed exponential decay rates [7] are consistent  
165 with the theoretical expectations of spores in atmospheric turbulence.

*Particles in heterogeneous turbulence*

A first-order autoregressive stochastic process in which the position and velocity of a particle are modelled collectively as a Markovian process, can be obtained by multiplying both sides of Eqn. 2 by  $\tau$  and then taking the limit  $\tau/T \rightarrow 0$ , with  $T$  and the settling velocity,  $\tau g$ , both fixed:

$$\frac{dv}{dt} = -vT^{-1} + \tau T^{-1}g + \sqrt{2\sigma_u^2 T^{-1}} \mathbb{W} \quad (7)$$

which corresponds to the Eulerian distribution:

$$P(v, x) = \frac{\rho_0}{\sqrt{2\pi}\sigma_u} \exp\left(-\frac{v^2}{2\sigma_u^2}\right) \exp\left(\frac{x\tau g}{\sigma_u^2 T}\right). \quad (8)$$

This shows that, for homogeneous Gaussian turbulence, the model that is appropriate for simulation of tracer-particle trajectories (i.e. the Ornstein–Uhlenbeck process) can also be an effective model for simulation of small-particle trajectories when an acceleration term,  $\tau^{-1}g$ , is added. This suggests that models for simulation of tracer-particles in heterogeneous turbulence could also be modified in a directly analogous way:

$$\frac{dv}{dt} = -vT^{-1} + \frac{1}{2} \left[ 1 + \frac{v^2}{\sigma_u^2} \right] \frac{d\sigma_u^2}{dx} + \tau T^{-1}g + \sqrt{2\sigma_u^2 T^{-1}} \mathbb{W} \quad (9)$$

I make no attempt here to model turbophoresis (the tendency of particles to concentrate preferentially in regions of flow with relatively low turbulent kinetic energy) because this is a weak tendency when  $\tau/T \rightarrow 0$ . Moreover, I assume that  $\sigma_v^2 \approx \sigma_u^2$  is appropriate when  $\tau/T \rightarrow 0$ , which is the case here. The model (Eqn. 9) is identical to the one proposed by Stohl and Thomson [15] for tracer-particle trajectories in deep planetary boundary-layers; Eqn. 9 corresponds to the Eulerian distribution:

$$P(v, x) = \frac{\rho_0}{\sqrt{2\pi}\sigma_u} \exp\left(-\frac{v^2}{2\sigma_u^2}\right) \exp\left(\tau g \int_0^x \frac{dx}{\sigma_u^2 T}\right) \quad (10)$$

As such, Eqn. 9 predicts a marked decline at the height of the inversion when turbulent diffusivity  $\sigma_u^2 T$  becomes weak, in accordance with the observations of Hirst et al. [7]. This



suggests that Lagrangian stochastic models for simulation of tracer-particle trajectories in non-Gaussian turbulence (i.e., for convective flows and plant canopy turbulence [2, 18]) could be modified in a similar way. The addition of a gravity term is not entirely self-consistent if the underlying stochastic model is founded on non-Gaussian velocity statistics, because

195 simulated velocities (model outputs) would no longer be compatible with model inputs. Nonetheless, results from numerical simulations of spore movements in a convective boundary-layer reveal that the modification, although not exactly self-consistent, does not result in significant differences between Eulerian distributions of velocity (which are used as model inputs) and predicted (outputted) Eulerian distributions of velocity (Fig. 2). Precise

200 consistency requires that the gravity term be speed dependent, i.e., it requires that particles actively respond to turbulence which is incompatible with the notion of a passive particle. Breakdown of the approximation for strong non-Gaussian turbulence might simply reflect the fact that model outputs (particle velocities) can no longer be accurately characterised in terms of fluid-velocity statistics (which are used as model inputs). It should also be noted that no

205 reflection scheme is exactly consistent with the modelling when applied at locations where the pdf for the normal velocity is asymmetric or is locally-inhomogeneous [19]. This, however, does not prohibit the existence of reflection algorithms that are acceptable in practice. Moreover, because the statistical character of the flow close to the boundary is unknown, profiles of flow statistics at the boundary can be selected to ensure successful application of

210 the reflection algorithm.

#### *Accounting for turbulence in a stream-wise direction*

The analysis described previously can be extended to account for cross correlation between turbulent fluctuations in stream-wise and vertical directions, which is important near to the

215 ground [3]. In this case, Eqn. 1 is replaced by:

$$\begin{aligned}
 \frac{dv_i}{dt} &= \tau^{-1}(u_i - v_i) + g\delta_{i2} \\
 \frac{du_i}{dt} &= -\frac{b^2}{2} \lambda_{ij}u + bW_i \\
 \frac{dx_i}{dt} &= v_i
 \end{aligned}
 \tag{11}$$

where the subscripts denote Cartesian coordinates.  $\delta_{ij}$  is a Kronecker delta indicating that gravity is acting in the 2-direction and  $\lambda_{ij}$  is an element of the inverse of the velocity covariance

220 matrix. In Lagrangian stochastic modelling the parameter  $b$  is usually selected so that model predictions for the Lagrangian velocity structure are consistent with Kolmogorov's similarity theory [1]. This requires that  $b = \sqrt{C_0 \varepsilon}$  where  $C_0$  is a universal constant and  $\varepsilon$  is the mean rate of dissipation of turbulent kinetic energy. Repeating the steps above leads to generalization of Eqn. 7 to form:

$$225 \quad \frac{dv_i}{dt} = -\frac{b^2}{2} \lambda_{ij} v_j + \frac{b^2}{2} \lambda_{i2} \tau g + b W_i$$

(12)

which can be written more explicitly as:

$$\begin{aligned} \frac{dv_1}{dt} &= -\frac{b^2}{2} \lambda_{11} \left( v_1 - \frac{\lambda_{12}}{\lambda_{11}} \tau g \right) - \frac{b^2}{2} \lambda_{12} v_2 + b W_1 \\ \frac{dv_2}{dt} &= -\frac{b^2}{2} \lambda_{12} \left( v_1 - \frac{\lambda_{12}}{\lambda_{11}} \tau g \right) - \frac{b^2}{2} \lambda_{22} v_2 + \frac{b^2}{2} \tau g \left( \lambda_{22} - \frac{\lambda_{12}^2}{\lambda_{11}} \right) + b W_2 \end{aligned}$$

(13)

230 It is evident that the mean velocity has components  $\langle v_1 \rangle = \frac{\lambda_{12}}{\lambda_{11}} \tau g$  and  $\langle v_2 \rangle = 0$ , and that the components for mean accelerations are  $\langle A_1 \rangle = 0$  and  $\langle A_2 \rangle = \frac{b^2}{2} \tau g \left( \lambda_{22} - \frac{\lambda_{12}^2}{\lambda_{11}} \right)$ . It follows from analysis of the corresponding Fokker Planck equation (see above for methodology) that

$$\rho(x_2) = \rho_0 \exp\left( \frac{b^2}{2} \tau g \frac{\lambda_{22}}{\langle u_2 u_2 \rangle} x_2 \right)$$

and that particles eventually become uniformly distributed in

235 the horizontal ( $x_1$ ) direction. Just as in the 1-dimensional case, at any given location there is a balance between a relatively large number of particles moving upwards and being slowed by gravity, and a relatively small number of particles moving downwards and being accelerated by gravity. However, because the correlation,  $\lambda_{12}$ , changes in the vertical, components of velocity are accompanied by changes in the horizontal components of velocity resulting in a non-zero mean horizontal velocity,  $\langle v_1 \rangle$ . Of course, components of the term  $\frac{b^2}{2} \lambda_{i2} \tau g$  can be

240 distributed differently, e.g., to give  $\langle A_i \rangle = \frac{b^2}{2} \lambda_{i2} \tau g$ . However, these redistributions correspond to exponential distributions of particle concentrations in the stream-wise direction, which could only be realized if there was a non-physical reflective boundary-condition at

$x_1 = 0$ . The only other way to address this, which is also the most intuitive, is to use  $\langle v_1 \rangle = 0, \langle v_2 \rangle = \tau g, \langle A_1 \rangle = \langle A_2 \rangle = 0$ , which corresponds to a uniform or decaying aerial density profile (see analysis of 1-dimensional model for explanation). The results of numerical simulations using Eqn. 11 (Fig. 3) confirmed the key prediction of Eqn. 13 which is that particles tend to accelerate downwards but do not increase their speed (this is not a contradiction, see analysis of the one-dimensional model for explanation) and that, as a result of the coupling between gravity and turbulence, the average downwind particle velocity is less than the downwind velocity of the surrounding air flow. For spores in the atmospheric boundary-layer this difference is predicted to be about  $0.01 \text{ ms}^{-1}$ . This tendency should not be confused with that reported by Kaftori et al. [20] for particles in near-wall turbulence. Kaftori et al. [20] observed that these particles were often concentrated in regions of low velocity and associated with wall structures; as a result the average particle velocity was lower than the surrounding air. Coherent flow structures do not feature in the current theoretical analysis.

## Discussion

There is no rigorously correct theoretical framework for formulation of models that simulate particle trajectories in turbulent flows. The prevailing view is that particles fall through turbulent airstreams under gravity and that the force of gravity is eventually balanced by drag whereupon the particles stop accelerating and begin falling at their terminal velocity. Consequently, models that simulate tracer-particle trajectories have been adapted to simulate particle trajectories by simply neglecting particle inertia and by superimposing the particle's settling velocity onto the fluid velocity [6,14]. In this study I have shown that these models are at variance with the seminal studies of Hirst et al. [7] and with subsequent studies [17] showing that aerial density profiles generally decrease exponentially with height. This discrepancy between predictions and observations has arisen because the terminal velocity, a Lagrangian property of particles, has been treated as if it were an Eulerian property of an ensemble of particles. I have shown that the mean acceleration of a tracer-particle should, in fact, be replaced by the mean acceleration of a particle. This suggests that conventional models are flawed fundamentally and can be expected to under-predict ground-level concentrations and over-predict dispersal; this is because simulated particles are uniformly distributed throughout the boundary-layer rather than preferentially concentrated close to the ground. The addition of an acceleration term (i.e., gravity) to Lagrangian stochastic (particle trajectory) models was entirely self-consistent when turbulence was Gaussian (i.e., when the stability is ideally

neutral) and works well when turbulence was non-Gaussian (i.e., when the stability is fully convective).

280 The observations of Hirst et al. [7] mirror those of Johnson [21] and his collaborators which were made in the late 1940s and 1950s; they observed that aerial concentrations of aphids and other small insects decreased with height according to a power-law, rather than in an exponential way as reported for spores and pollen. In the case of Gaussian turbulence, dispersal of small insects can be modelled in an analogous way by adding a term to Lagrangian stochastic models that simulates height-dependent gravity (and which would not be out-of-place for a passive particle in 'flatland'). For non-Gaussian turbulence (i.e., for 285 convective conditions) the simulated gravity must also be speed-dependent but its effect on dispersion can be accurately approximated using a speed-averaged form [22]. Averaging this term over all velocities resulted in a gravity-like term, albeit a height-dependent one (which for homogeneous turbulence decreased with height by  $1/x$ ). The results of numerical simulations (not shown) revealed that the height-dependent gravity term was a useful approximation that 290 did not typically result in significant differences between Eulerian distributions of velocity (which are used as model inputs) and predicted (outputted) Eulerian distributions of velocity. This realization potentially unifies the modelling of spores and the modelling of pests.

### **Acknowledgements**

295 The work at Rothamsted forms part of the Smart Crop Protection (SCP) strategic programme (BBS/OS/CP/000001) funded through the Biotechnology and Biological Sciences Research Council's Industrial Strategy Challenge Fund.

## References

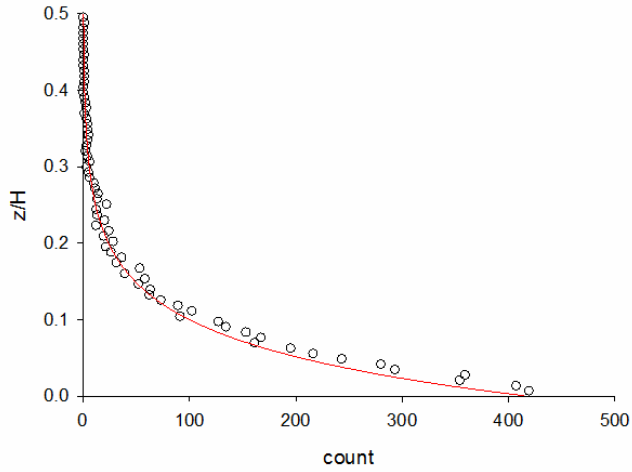
- 300 [1] Thomson, D. J. Criteria for the selection of stochastic models of particle trajectories in  
turbulent flows. *J. Fluid Mech.* **180**, 529-556 (1987).
- [2] Luhar, A. K. & Britter, R. E. A random walk model for dispersion in inhomogeneous  
turbulence in a convective boundary layer. *Atmos. Env.* **23**, 1911-1924 (1989).
- [3] Rotach, M. W., Gryning, S-E. & Tassone, C. A two-dimensional Lagrangian stochastic  
305 dispersal model for daytime conditions. *Quart. J. Roy. Meteorol. Soc.* **122**, 367-389 (1996).
- [4] Franzese, P., Luhar, A. K. & Borgas, M. S. An efficient Lagrangian stochastic model of  
vertical dispersion in the convective boundary layer. *Atmos. Env.* **3**, 2337-2345 (1999).
- [5] Reynolds A. M. Incorporating sweeps and ejections into Lagrangian stochastic models of  
spore trajectories within plant canopy turbulence: modelled contact distributions are heavy-  
310 tailed. *Phytopathology* **102**, 1026-1033 (2012).
- [6] Wilson, J. D. Trajectory models for heavy particles in atmospheric turbulence: comparison  
with observations. *J. Clim. Appl. Meteorol.* **39**, 1894-1912 (2000).
- [7] Hirst, J. M., Stedman, O. J. & Hogg, W. H. Long-distance spore transport: methods of  
measurement, vertical spore profiles and the detection of immigrant spores. *J. Gen.*  
315 *Microbiol.* **48**, 329-355 (1967).
- [8] Sawford, B. L. Reynolds number effects in Lagrangian stochastic models of turbulent  
dispersion. *Phys. Fluids A* **3**, 1577-1586 (1991).
- [9] Reynolds, A. M. & Lo Iacono, G. On the simulation of particle trajectories in turbulent flows.  
*Phys. Fluids* **16**, 4353-4358 (2004).
- 320 [10] Maxey, M. R. The gravitational settling of aerosol particles in homogeneous turbulence  
and random flow fields. *J. Fluid Mech.* **174**, 441-465 (1987).
- [11] Wang, L-P & Maxey, M. R. Settling velocity and concentration distribution of heavy  
particles in homogeneous isotropic turbulence. *J. Fluid Mech.* **256**, 27-68, (1993).
- [12] Thomson, D. J. & Montgomery, M. R. Reflection boundary conditions for random walk  
325 models of dispersion in non-Gaussian turbulence. *Atmos. Env.* **28**, 1981-1987 (1994).
- [13] Norros, V. *et al.* Do small spores disperse further than large spores? *Ecology* **95**, 1612-  
1621 (2014).
- [14] Reynolds, A. M. A second-order Lagrangian stochastic model for particle trajectories in  
inhomogeneous turbulence. *Quart. J. Roy. Met. Soc.* **125**, 1735-1746 (1999).
- 330 [15] Aylor, D. E. & Flesch, T. K. Estimating spore release rates using a Lagrangian stochastic  
simulation model. *J. Appl. Meteor.* **40**, 1196-1208 (2001).
- [16] Stohl, A. & Thomson, D. J. A density correction for Lagrangian particle dispersion models.  
*Boundary-Layer Met.* **90**, 155-167 (1999).

- 335 [17] Zhang, Q., Ma, X. C, Tie, X., Huang, M., & Zhao, C. Vertical distributions of particles under  
weather conditions: analysis of in-situ aircraft measurements in Beijing, China. *Atmos. Env.*  
**43**, 5526-5535 (2009).
- [18] Finnigan, J. Turbulence in plant canopies. *Annu. Rev. Fluid Mech.* **32**,519-571 (2000).
- [19] Wilson, J.D. & Flesch, T.K. Flow boundaries in random-flight dispersion models: enforcing  
the well-mixed condition. *J. Appl. Meteorol.* **32**, 1695-1707 (1993)
- 340 [20] Kaftori, D., Hetsronil, G. & Banerjee, S. Particle behavior in the turbulent boundary layer.  
II. Velocity and distribution profiles, *Phys. Fluids*, **7**, 1107-1121 (1995).
- [21] Johnson, C. G. *Migration and dispersal of insects by flight.* (Methuen, London 1969).
- [22] Wainwright, C. E., Stepanian, P. M., Reynolds, D. R. & Reynolds, A. M. The movement  
of small insects in the convective boundary layer: Linking patterns to processes. *Sci. Rep.*  
345 **7** article 5438 (2017).

**Author Contributions:** AMR undertook the analyses and wrote the paper.

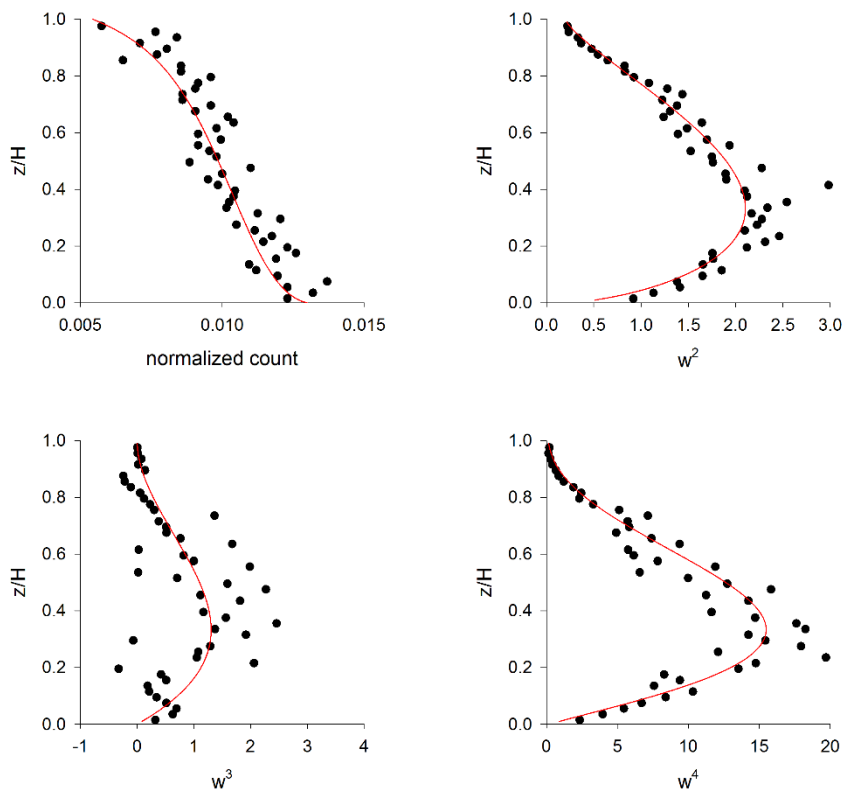
**Competing Interests:** I have no competing interests.

350



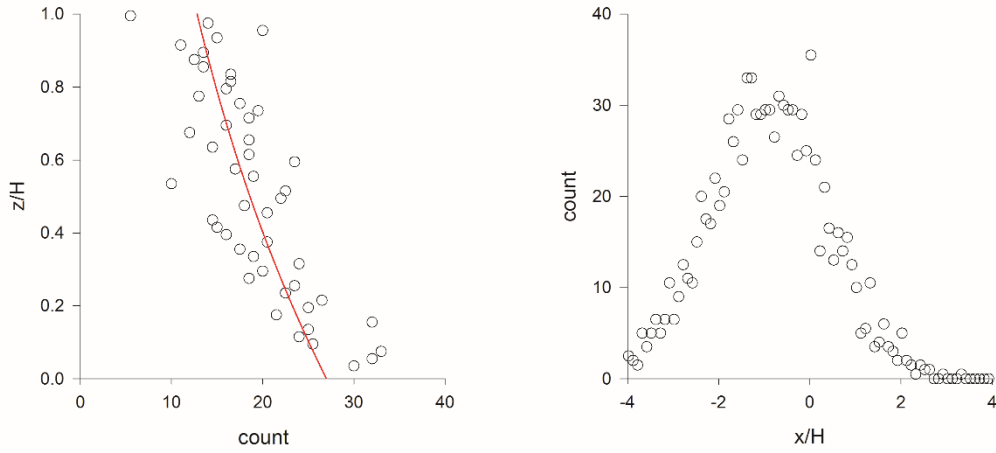
**Figure 1:** Predicted aerial density profiles of particles in 1-dimensional homogeneous turbulence (●) together with the theoretical prediction (red line) of Eqn. 6. The trajectories of 5000 particles were simulated using Eqn. 1 with,  $\tau=1, T=10, \sigma_u^2=1$  and  $g=-0.1$  a.u.

355 Reflective boundary-conditions were applied at  $x_1=0$  and  $x_1=H=1000$ . Particles were released from  $x_1=50$ . Each particle was simulated for a time 72,000 a.u. after which its position was recorded.



**Figure 2:** Predicted aerial density profile and Eulerian velocity statistics of particles in a purely convective boundary-layer (●) are consistent with model inputs (red lines). The trajectories of 10,000 particles were simulated using the Lagrangian stochastic model of Franzese et al. [4] with an additional term representing acceleration due to gravity,  $\tau_g / T$ . Each particle was simulated for 10,000 s after which its position and velocity were recorded. Predictions were obtained for a boundary-layer with height  $H=1000$  m and convective velocity scale  $w_c=2.0$   $ms^{-1}$ , and for particles  $\tau_g / T = 0.001 ms^{-2}$ . This agreement is specific to the model of Franzese et al. [4] as comparable predictions (not shown) were obtained using the Lagrangian stochastic model of Luhar et al. [2] which has a more complicated mathematical structure.





375 **Figure 3:** Predicted aerial density profiles of particles in 2-dimensional homogeneous  
turbulence ( $\bullet$ ) together with the theoretical prediction (red line). The trajectories of 2000  
particles were simulated using Eqn. 11 with  $b^2 = 0.02$ ,  $\langle u_1 u_1 \rangle = \langle u_2 u_2 \rangle = 1.0$ ,  
 $\langle u_1 u_2 \rangle = -0.5$ ,  $\tau = 1.0$  and  $g = -0.1$  a.u. Reflective boundary-conditions were applied at  $x_1 = 0$   
and  $x_1 = H = 1000$ . Particles were released from  $(x_1, x_2) = (0, 50)$ . Each particle was simulated for  
380 a time 10,000 a.u. after which its position was recorded. Notice that the particles have been  
displaced backwards from their initial positions. The mean horizontal velocity of the simulated  
particle  $-0.07$  is close to the theoretical expectation  $\langle v_1 \rangle = \frac{\lambda_{12}}{\lambda_{11}} \tau g = -0.05$  from Eqn. 13.